


ULTRA MICRO POWER CABLE



SERIES	NO. OF POSITIONS	PLATING OPTION	WIRE GAUGE	COLOR CODE	LATCH OPTION	LENGTH	PINOUT
--------	------------------	----------------	------------	------------	--------------	--------	--------

UMPC
= Ultra Micro
PVC Cable

**-02, -03, -04,
-05, -06, -07,
-08, -09, -10**

-L
= 10 μ" (0.25 μm)
Gold on contact,
Tin on tail

**-16
-18**

(Leave blank for
standard wire)
Not available
with UMPC

-P
= Plastic
top latch

-"XX.X"
= Assembled
Length in
Inches
Single ended
= (76.2 mm)
03.0" min.
Double ended
= (101.6 mm)
04.0" min.
(2-4 positions)
Double ended
= (127.0 mm)
05.0" min.
(5-10 positions)

(Leave blank
for Single
ended)

-1
= Pin 01
to Pin 01

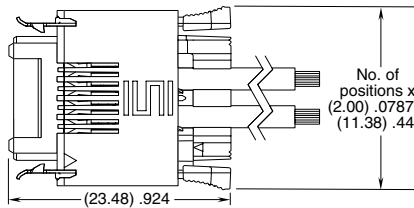
-2
= Pin 01
to Pin N

UMPCT
= Ultra Micro
Blue *Teflon®
Cable

-S
= 30 μ" (0.76 μm)
Gold on contact,
Tin on tail

-C
= Color Coded Cable
(See table for coding)

-M
= Metal
side latches



UMPC-04-X-XX-M-XX.X SHOWN

UMPC(T)

Board Mates:

UMPT

(Plastic (-P) or metal (-M)
latch required)

SPECIFICATIONS

Insulator Material:

Black LCP

Contact Material:

Copper Alloy

Plating:

Sn or Au over

50 μ" (1.27 μm) Ni

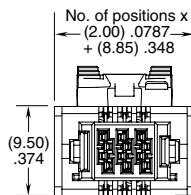
Wire:

16 or 18 AWG

Voltage Rating:

300V PVC

UMPC/UMPT (TIN PLATING)	
PINS	CURRENT RATING (PER CONTACT)
1	16.8 A
2	14.6 A
3	12.6 A
4	11.6 A
10	8.8 A



UMPC-03-X-XX-P-XX.X SHOWN

CABLE COLOR CODING	
PIN	COLOR
1	BROWN
2	RED
3	ORANGE
4	YELLOW
5	GREEN
6	BLUE
7	VIOLET
8	GRAY
9	WHITE
10	BLACK

*DuPont™ Teflon® is a
registered trademark of the
E.I. du Pont de Nemours and
Company or its affiliates.

Note:
For wiring option information
refer to drawings on web.

UMPC CABLE HOLDER (Required for use with IMPC)

SERIES	NUMBER OF POSITIONS	LEAD STYLE
IMPC	-02, -03, -04, -05, -06, -07, -08, -09, -10	01= 16 AWG
		02= 18 AWG

View complete specifications at: samtec.com?UMPC & samtec.com?UMPCT

IMPC	NO. OF POSITIONS	LATCH OPTION	CC489	01	PLATING	PACKAGING
------	------------------	--------------	-------	----	---------	-----------

**-02, -03, -04, -05,
-06, -07, -08, -09, -10**

-P
= Plastic
top latch

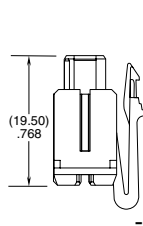
-M
= Metal
side latches

-L
= 10 μ" (0.25 μm) Gold
on contact, Tin on tail

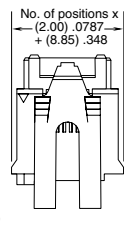
-R
= Contact,
Full Reel

-S
= 30 μ" (0.76 μm) Gold
on contact, Tin on tail

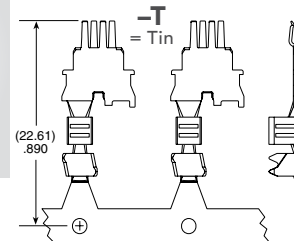
-M
= Contact,
Mini Reel



-P



-M



-T

= Tin

-B
= Bubble Bag
(35 Parts)

TOOLING

Hand Tool: CAT-HT-489-1618-13

Mini Applicator: CAT-MC-489-1618-XX-01

Note:

Some lengths, styles and
options are non-standard,
non-returnable.

View complete specifications at: samtec.com?IMPC & samtec.com?CC489