

6

5

4

3

2

1

REVISION

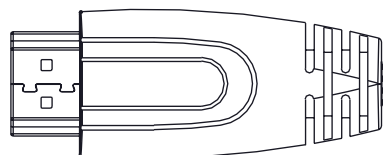
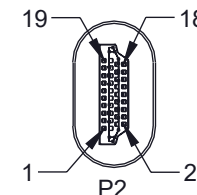
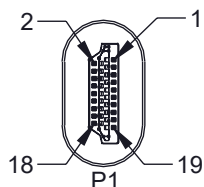
| ZONE | REV | DESCRIPTION | DATE | CHANGED BY | APPROVED |
|------|-----|-----------------|------------|------------|----------|
| | A | INITIAL RELEASE | 01/29/2025 | TUOFRENE | DGUST |

2X .36
[9.2]39.37±.79
[1000.0±20.0]

SEE NOTE 2,3,4

CABLE: SEE NOTE 1

SEE NOTE 2,3,4



P1 PIN ASSIGNMENT

P2

| | | | |
|-------|--------|-------|-------------------|
| 1 | WHITE | 1 | TMDS DATA2- |
| 3 | RED | 3 | TMDS DATA2+ |
| 5 | DRAIN | 5 | TMDS DATA2 SHIELD |
| 4 | WHITE | 4 | TMDS DATA1- |
| 6 | GREEN | 6 | TMDS DATA1+ |
| 2 | DRAIN | 2 | TMDS DATA1 SHIELD |
| 7 | WHITE | 7 | TMDS DATA0- |
| 9 | BLUE | 9 | TMDS DATA0+ |
| 11 | DRAIN | 11 | TMDS DATA0 SHIELD |
| 10 | WHITE | 10 | TMDS CLOCK- |
| 12 | BRN | 12 | TMDS CLOCK+ |
| 8 | DRAIN | 8 | TMDS CLOCK SHIELD |
| 13 | WHITE | 13 | CEC |
| 14 | WHITE | 14 | HPD/HEAC- |
| 19 | BLACK | 19 | UTILITY/HEAC+ |
| 17 | DRAIN | 17 | DDC/CEC/HEAC GND |
| 15 | ORANGE | 15 | SCL |
| 16 | YELLOW | 16 | SDA |
| 18 | RED | 18 | +5V POWER |
| SHELL | DRAIN | SHELL | |

NOTES:

- CABLE:{30AWG(BC)X1P+AL}X5C+30AWG(BC)X4C+ ADB Ø6.0MM PVC JACK BLACK ARMORED OD:8.0MM.
- HDMI 2.1 TYPE A/M PIN: G/F SHELL: G/F. INSULATOR: BLACK.
- PE LOW DENSITY.
- PCV 45PA BLACK UL94V-0.
- 100% OPEN, SHORT & MISWIRE TEST.
- CONDUCTIVE RESISTANCE 3Ω/MAX.
- INSULATION RESISTANCE 10MΩ/MIN AT DC300V/10MS.
- REACH TO SUPPORT 8K@60HZ.
- CABLE ASSEMBLY SHALL BE TESTED FOR CONTINUITY.
- CABLE ASSEMBLY SHALL BE INDIVIDUALLY PACKAGED.

REGULATORY COMPLIANCE:

EU RoHS DIRECTIVE (MOST RECENT RELEASED VERSION).

THE INFORMATION CONTAINED IN THIS DRAWING IS THE SOLE PROPERTY OF INFINITE ELECTRONICS, INC. ANY REPRODUCTION IN PART OR WHOLE WITHOUT THE WRITTEN PERMISSION OF INFINITE ELECTRONICS, INC. IS PROHIBITED. THESE COMMODITIES, TECHNOLOGY OR SOFTWARE WERE EXPORTED FROM THE UNITED STATES IN ACCORDANCE WITH THE EXPORT ADMINISTRATION REGULATIONS. DIVERSION CONTRARY TO U.S. LAW PROHIBITED.

UNLESS OTHERWISE SPECIFIED
LEADING DIMENSIONS ARE INCHES
DIMENSIONS IN [] ARE MILLIMETERS

TOLERANCES:
X = ±.2 [5]
XX = ±.02 [0.5]
XXX = ±.005 [0.13]
FRACTIONS
± 1/32
ANGLES ± 1°

CABLE LENGTH TOLERANCES:
≤12 [305] = +1 [25] / -0
>12 [305] ≤ 60 [1524] = +2 [51] / -0
>60 [1524] ≤ 120 [3048] = +4 [102] / -0
>120 [3048] ≤ 300 [7620] = +6 [152] / -0
>300 [7620] = +5% / -0

ALL DIMENSIONS ARE FOR REFERENCE ONLY
AND SUBJECT TO CHANGE WITHOUT NOTICE.
UN-DIMENSIONED/NON-CRITICAL FEATURES
MAY VARY IN SIZE AND LOCATION
COLORS MAY VARY

L-com
an INFINIT® brand

Website: www.L-com.com
Phone: 1.800.341.5266 | 1.978.682.6936



INTERPRET ALL DIMENSIONS AND
TOLERANCES PER ASME Y14.5

SCALE
NONE
SHEET
1 OF 1

DESCRIPTION

ARMORED 8K HDMI CA, 1M

| SIZE | CAGE CODE | DRAWN BY | ITEM NO. | REV |
|------|-----------|----------|----------|-----|
| A | 43321 | TUOFRENE | HD8KA-1M | A |

6

5

4

3

2

1