



The innovative Trigger family of multiport/multiband antennas provide an excellent solution for transportation, aftermarket fleet, public safety and IoT applications. The incorporation of both vertically and horizontally polarized cellular radiating elements has shown to provide improved signal received power and signal received quality. These parameters are critical for high density urban environments as well as long distance remote rural conditions. This translates to more consistent connectivity and data throughput for your mobile data applications.

The VPJ series Trigger antenna is configured for two-port operation over the 3G/4G/5G/ISM/CBRS bands and two-port operation over the low/high frequency Wi-Fi bands. An additional fifth port provides an active antenna for enabling GNSS global navigation services.

FEATURES AND BENEFITS

- Unique V-Pol / H-Pol cellular elements ensure highest signal retention and data throughput
- Ideal for vehicle under-dash locations mounted to ventilation ducting
- Dual axis bonding via VHB tape provides a rugged mount to jarring vehicle movements.

APPLICATIONS

- Trucking
- FirstNet/Public safety
- Transportation/transit
- Aftermarket fleet
- Rugged LTE gateways

ELECTRICAL SPECIFICATIONS

Antenna Model	VPJ69595B-92VC1 / VPJ69595B-92FAK			
Number of Ports	5			
Port Configuration	LTE (Cell) x2		Wi-Fi x2	
Operating Frequency (MHz)	698-960/1710-2620	2620-2700	2400-2500	4900-5900
Peak Gain (dBi)	5.0		5.0	
Efficiency – Typical (%)	50		40	
VSWR	<3.1:1			
Max Power - Ambient 25°C (W)	5			

MECHANICAL SPECIFICATIONS

Dimensions – L x W x H– mm (inches)	132.3 x 59.3 x 123.4 (5.21 x 2.33 x 4.86)
Weight –g (lbs.)	225 (0.50)
Cable Type	LMR100 (or equivalent)
Mounting Tape (separate pack)	Double-sided foam tape (75 mm x 40 mm x 1.6 mm) 3M VHB 5962P
Radome Material	PC
Radome Color	Black
Radome Texture	MT11010

ENVIRONMENTAL SPECIFICATIONS

Operating Environment	Vehicular under dash; outdoor rated
Operating Temperature – °C (°F)	-40 to +85°C (-40 to +185°F)
Storage Temperature – °C (°F)	-40 to +85°C (-40 to +185°F)
Ingress Protection Rating	IP67
Material Substance Compliance	RoHS

GNSS SPECIFICATIONS

Frequency of Operation (MHz)	1559 - 1606			
Band	BEIDOU	GPS		GLONASS
Frequency Band (MHz)	1561.098 ±2.046	1575.42 ±1.023		1602 ±5
GNSS Passive Gain (dBic)	5			
GNSS Active Gain (dBic)	32			
DC Voltage (Vdc)	2.5 ~ 7V			
LNA Gain, Typ. @ room temp. (dB)	28 ±3			
Noise Figure @ room temp., Max (dB)	≤ 2.5			
Polarization	RHCP			
Nominal Impedance (Ohms)	50			
Current Consumption, Max @ room temp (mA)	8.5 ±3 (@ 3.0V)			
Out-of-band Signal Rejection Min @ room temp (dB)	698-960 MHz: > 80	1428-1511 MHz: > 80	1710-2700 MHz: > 80	4900-5800 MHz: > 70
Input Max Power (dBm)	-10			
Cable Type	RG174			

CONFIGURATION

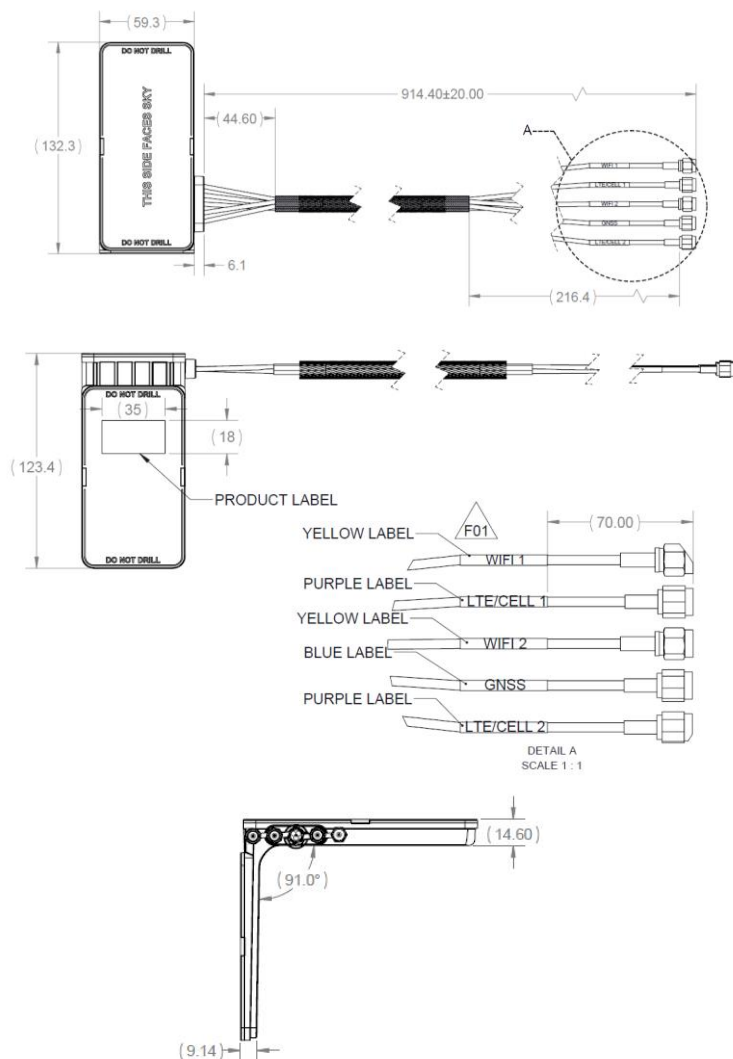
PART NUMBER	CABLE LENGTH	CONNECTORS			COLOR
	PIGTAIL	LTE/CELL (2x)	WI-FI (2x)	GNSS	
VPJ69595B-92VC1	914 mm (3 ft.)	SMA Male	RPSMA Male	SMA Male	Black
VPJ69595B-92FAK	914 mm (3 ft.)	Fakra Type D Jack (Purple)	Fakra Type I Jack (Beige)	Fakra Type C Jack (Blue)	Black

PACKAGING INFORMATION

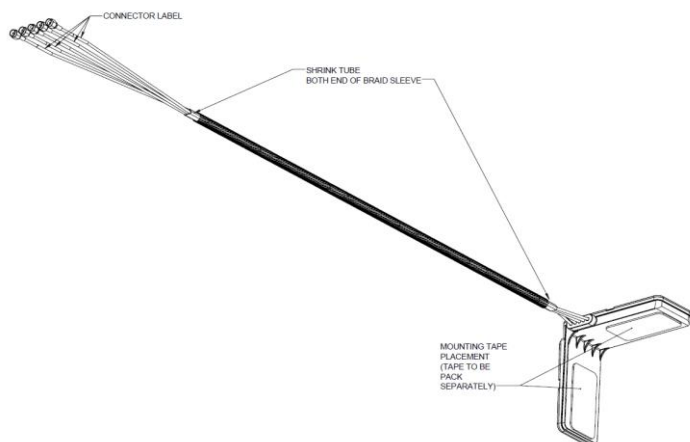
PACKAGED DIMENSIONS	MASTER CARTON	AIR PALLET	OCEAN PALLET
Number of Antennas	40	720	880
Height – cm (in.)	15.6 (6.1)	154.8 (60.9)	186.0 (73.2)
Length – cm (in.)	80 (31.5)	120 (47.2)	120 (47.2)
Width – cm (in.)	60 (23.6)	80 (31.5)	80 (31.5)
Shipping Weight – kg (lb.)	12.5 (27.6)	245 (540.1)	295 (650.4)

MECHANICAL DRAWINGS

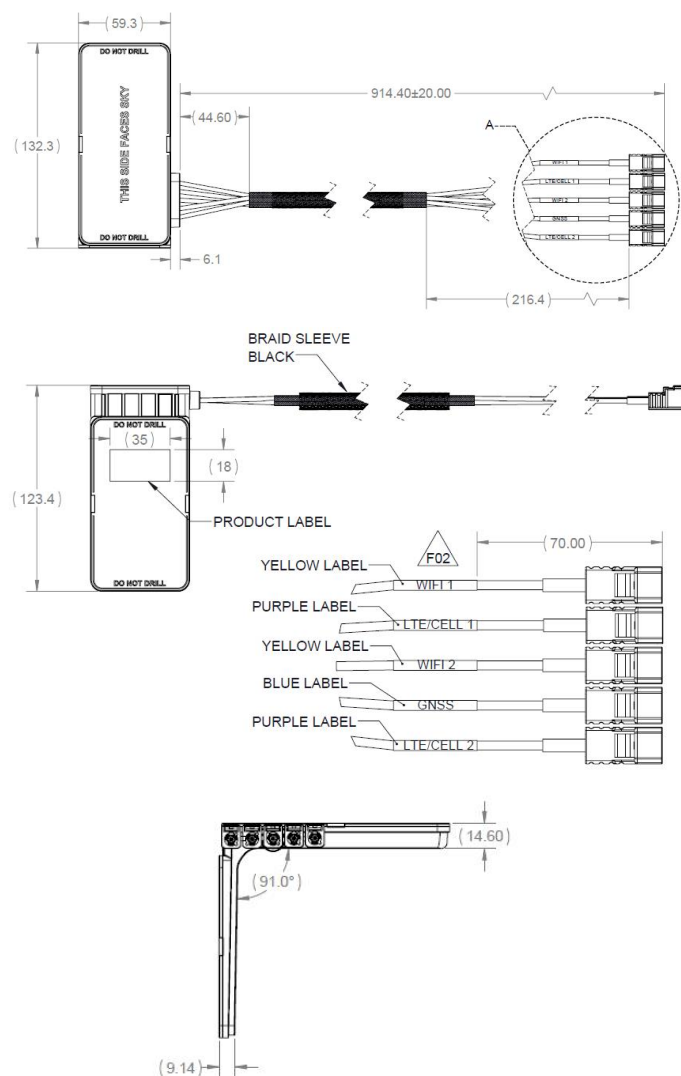
VPJ69595B-92VC1



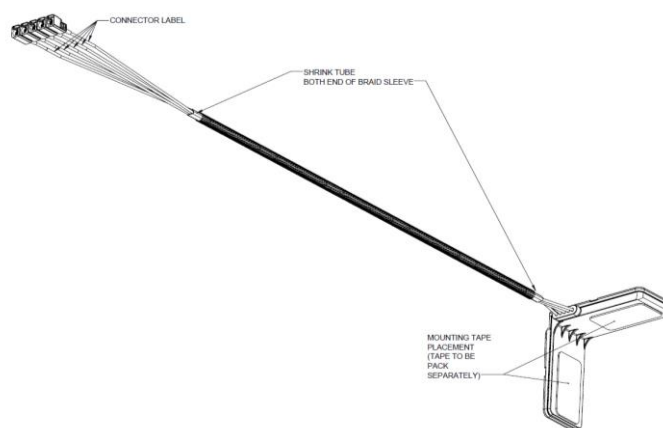
DIMENSION SHOWN NOT INCLUDE MOUNTING TAPE



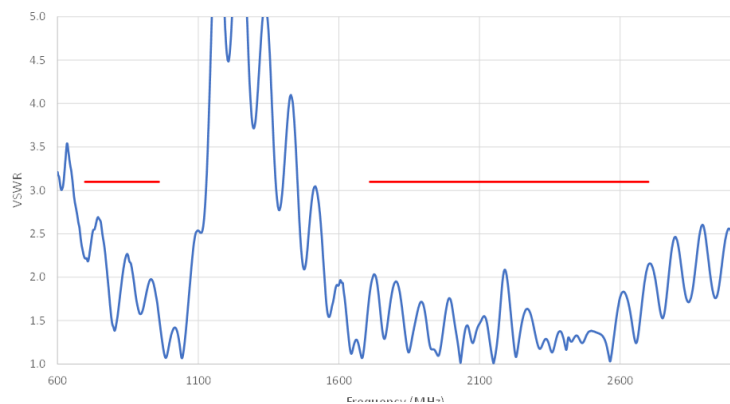
VPJ69595B-92FAK



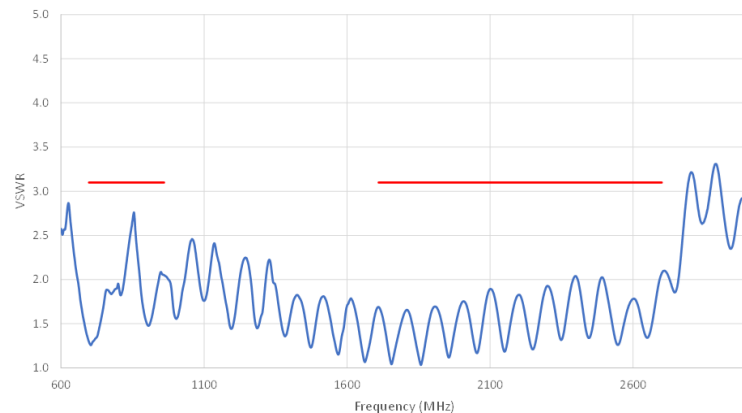
DIMENSION SHOWN NOT INCLUDE MOUNTING TAPE



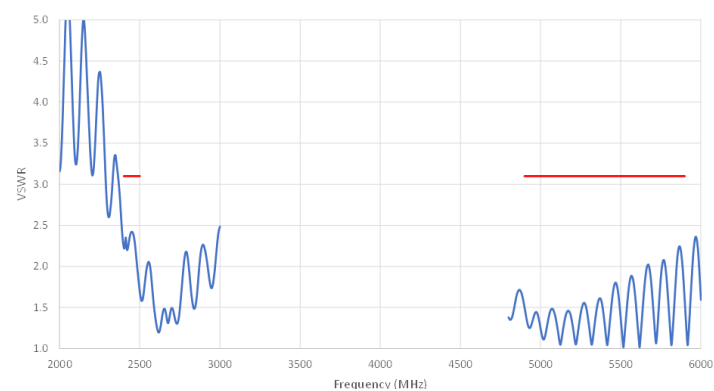
Cell 1



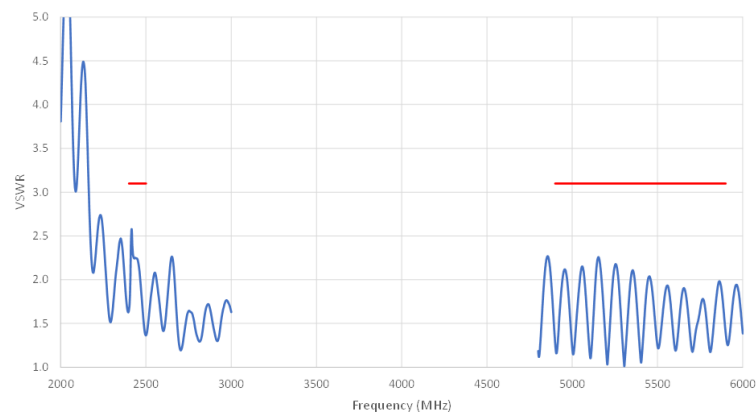
Cell 2



Wi-Fi 1

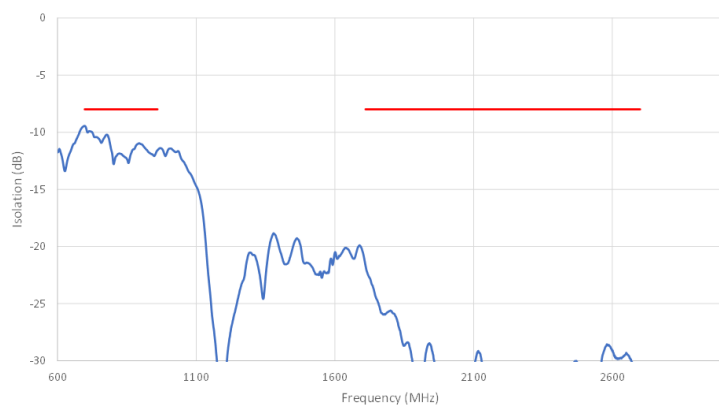


Wi-Fi/Bluetooth

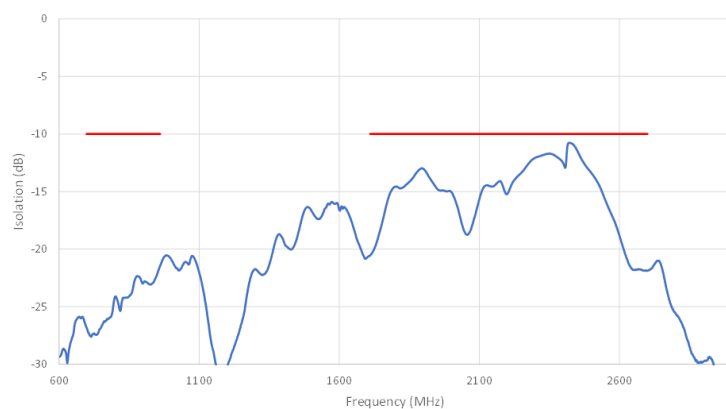


ISOLATION

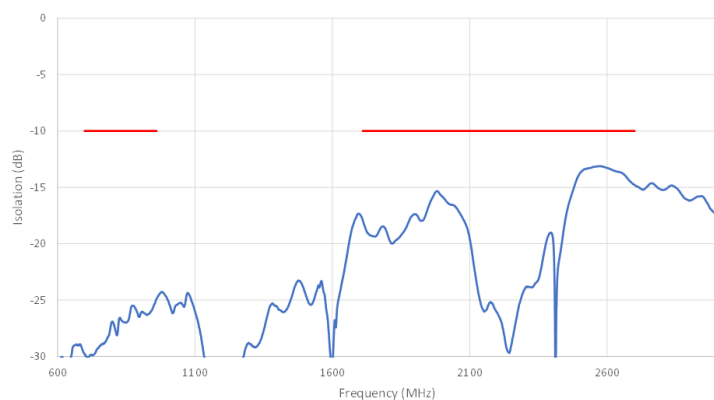
Isolation, Cell 1 – Cell 2



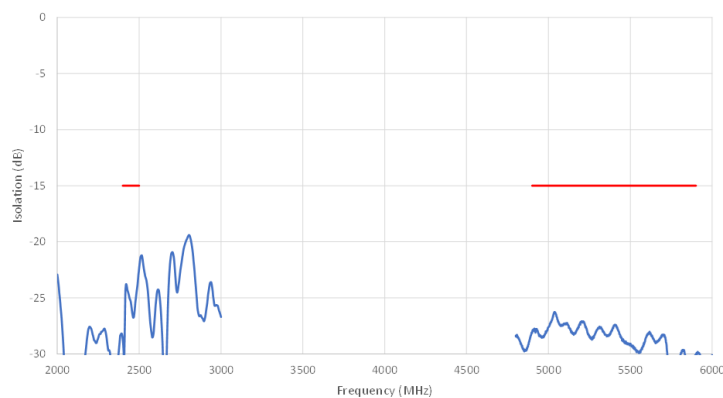
Isolation, Cell 1 – Wi-Fi 1



Isolation, Cell 1 – Wi-Fi/Bluetooth

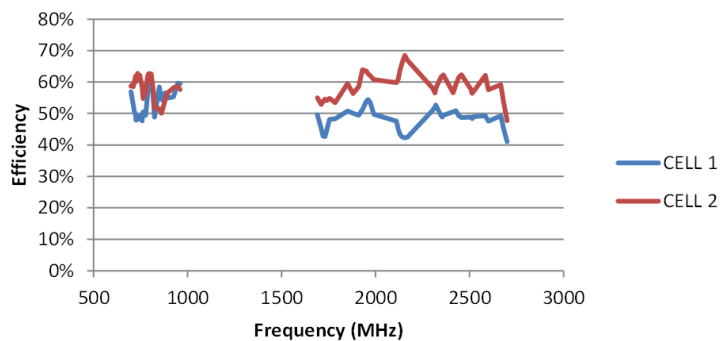


Isolation, Wi-Fi 1 – Wi-Fi/Bluetooth

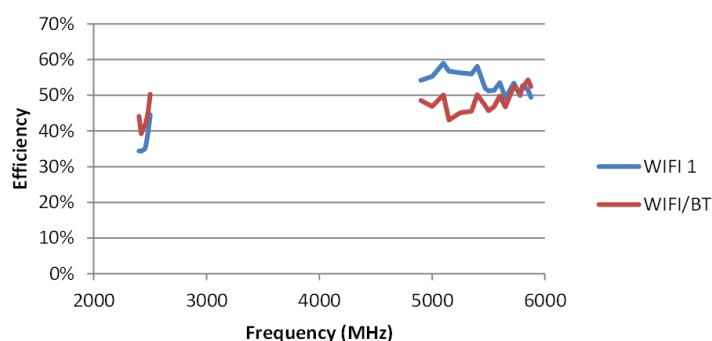


EFFICIENCY

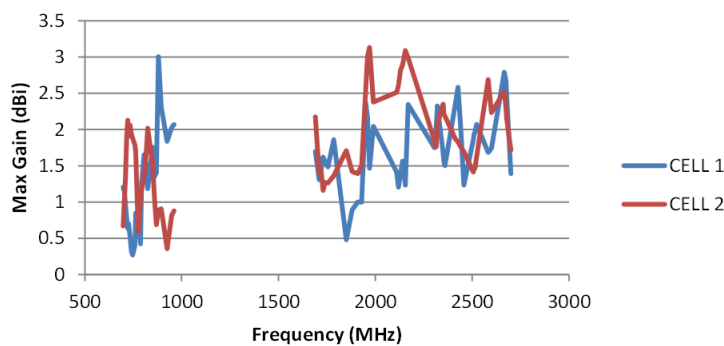
LTE



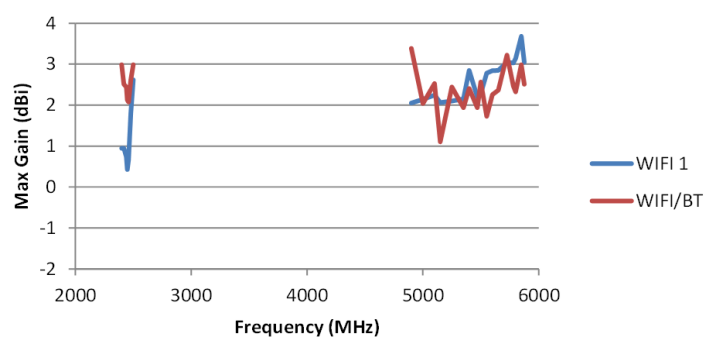
Wi-Fi



LTE

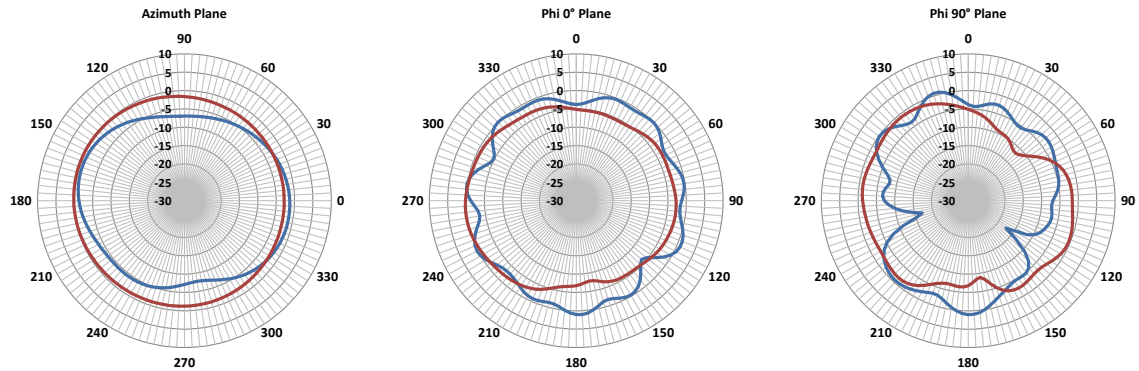


Wi-Fi

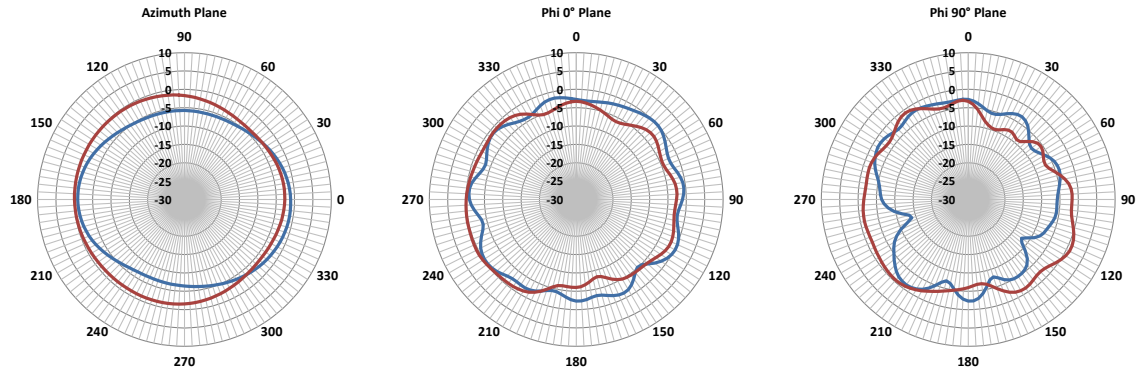


RADIATION PATTERNS - LTE ANTENNAS

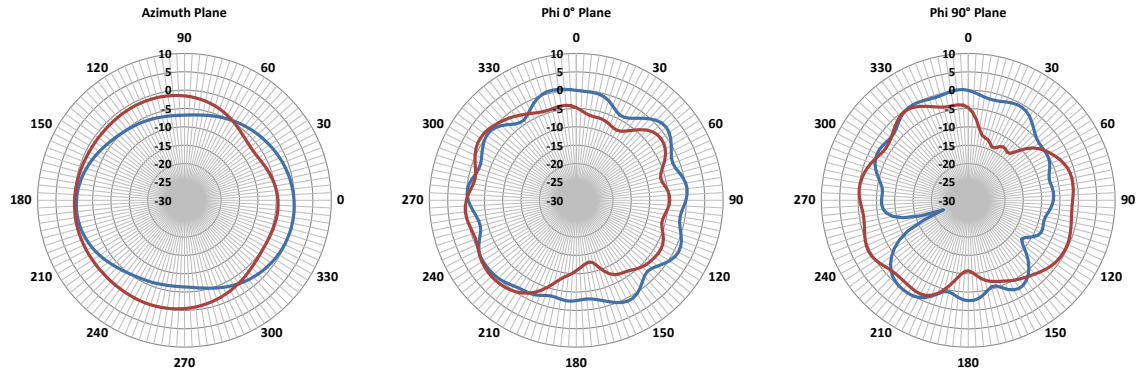
698 MHz



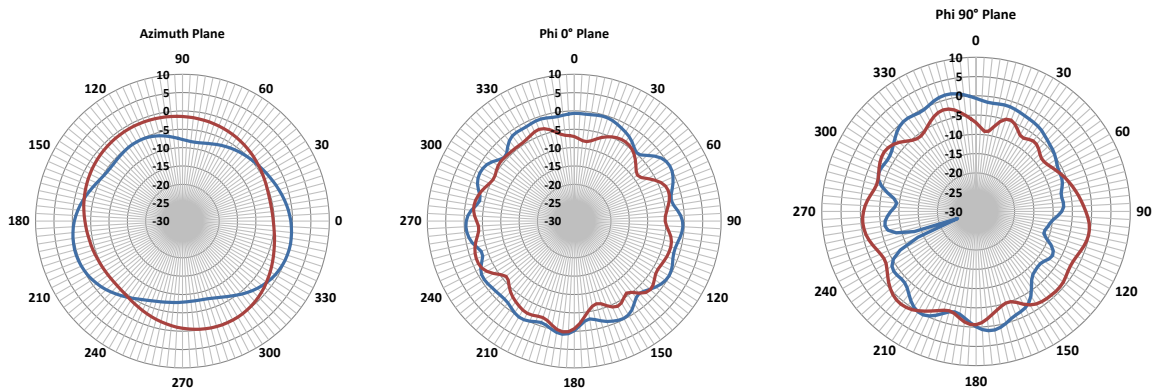
746 MHz



806 MHz

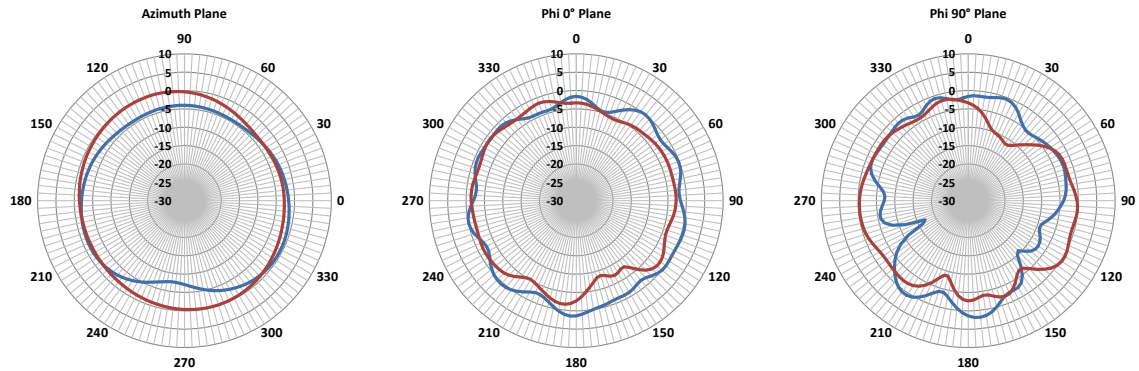


860 MHz

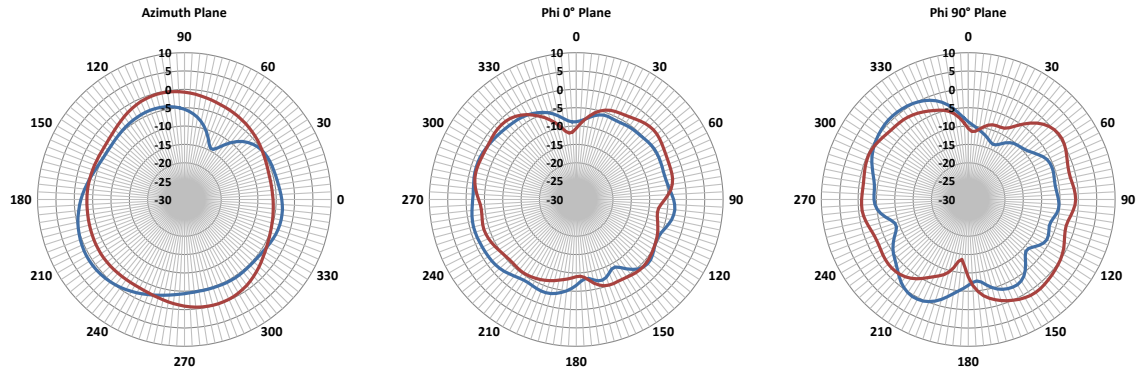


RADIATION PATTERNS - LTE ANTENNAS

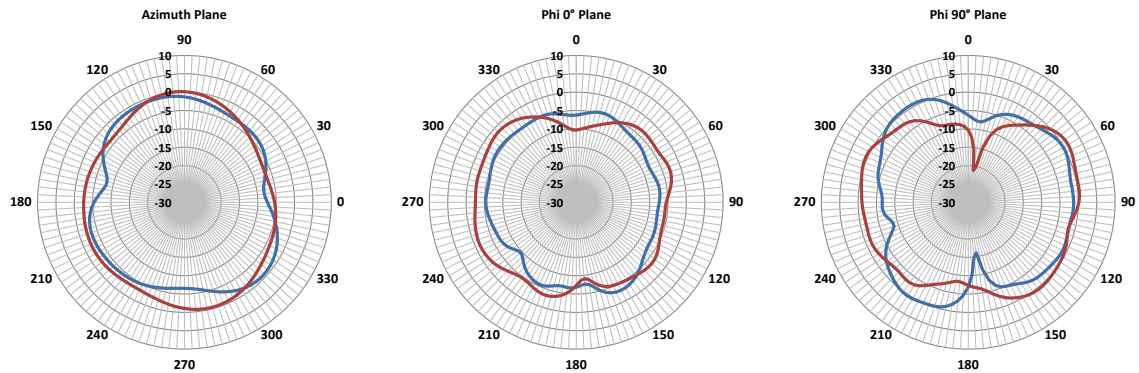
960 MHz



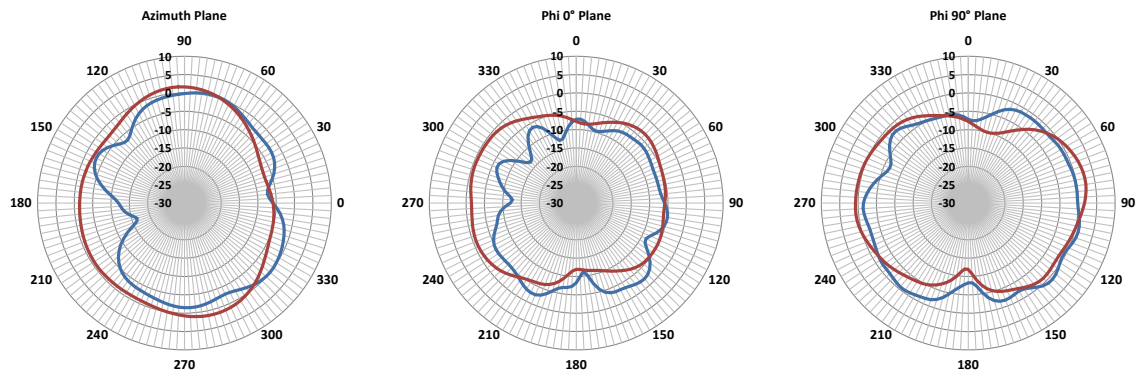
1710 MHz



1880 MHz

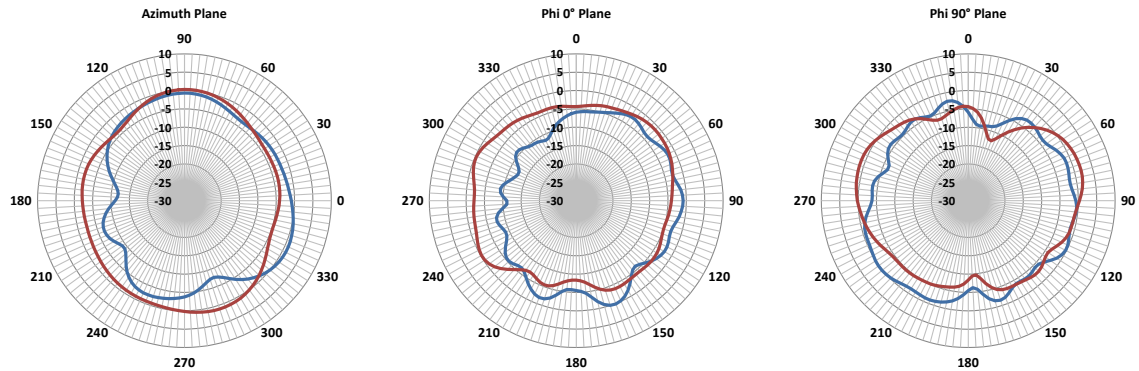


2110 MHz

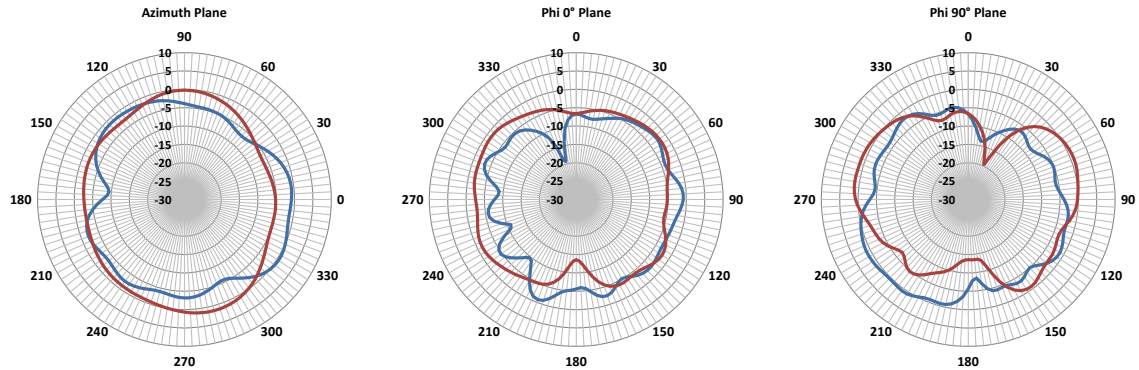


RADIATION PATTERNS - LTE ANTENNAS

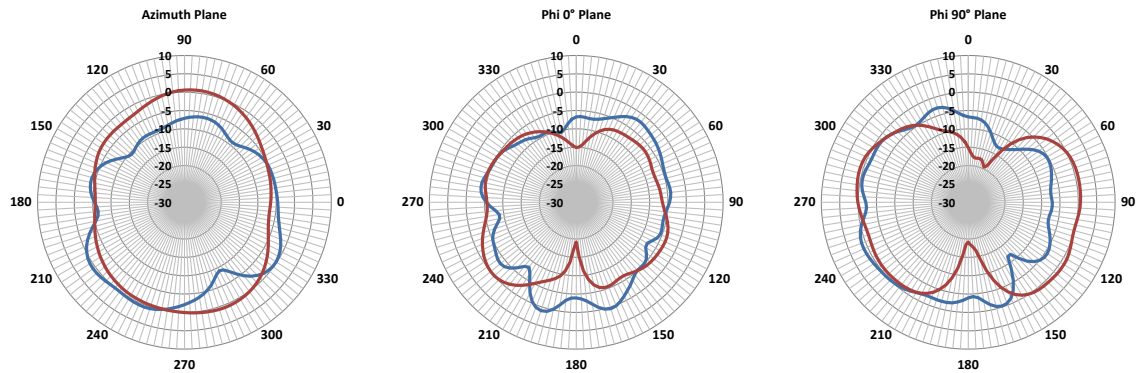
2305 MHz



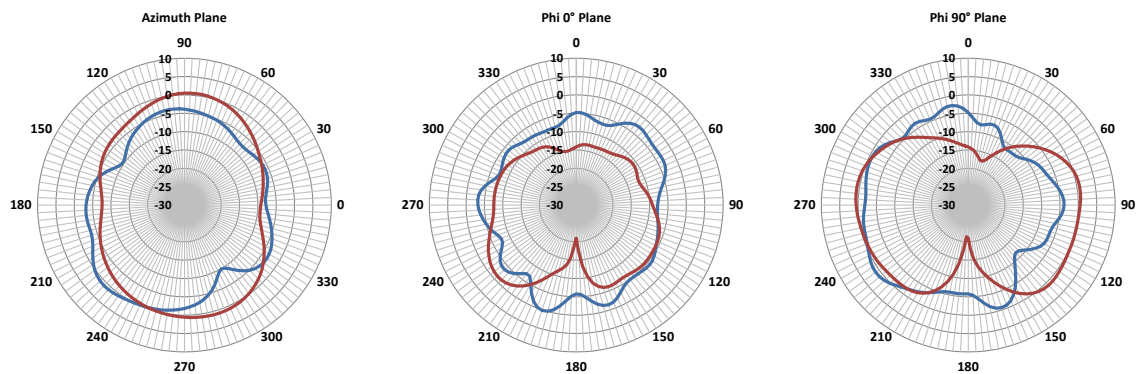
2412 MHz



2600 MHz

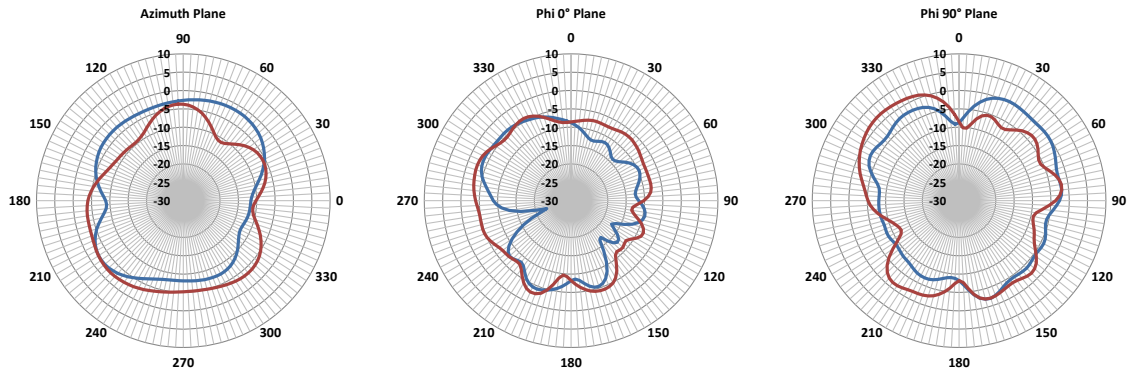


2700 MHz

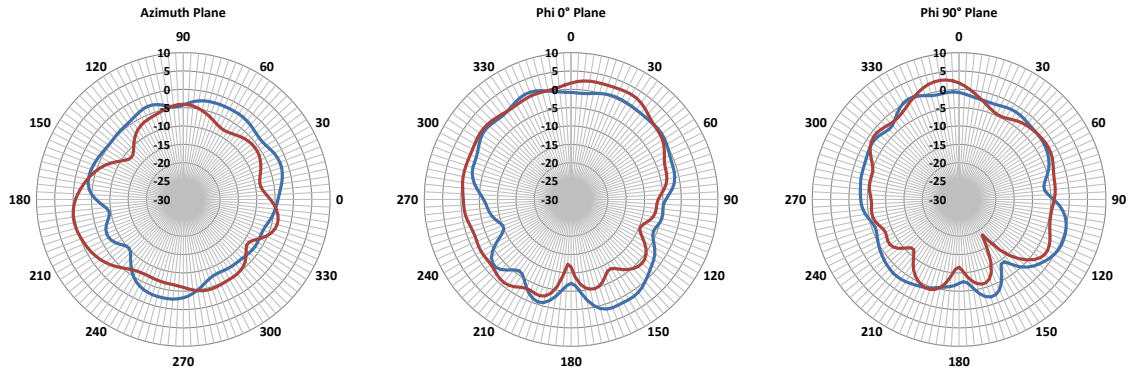


RADIATION PATTERNS - WI-FI ANTENNAS

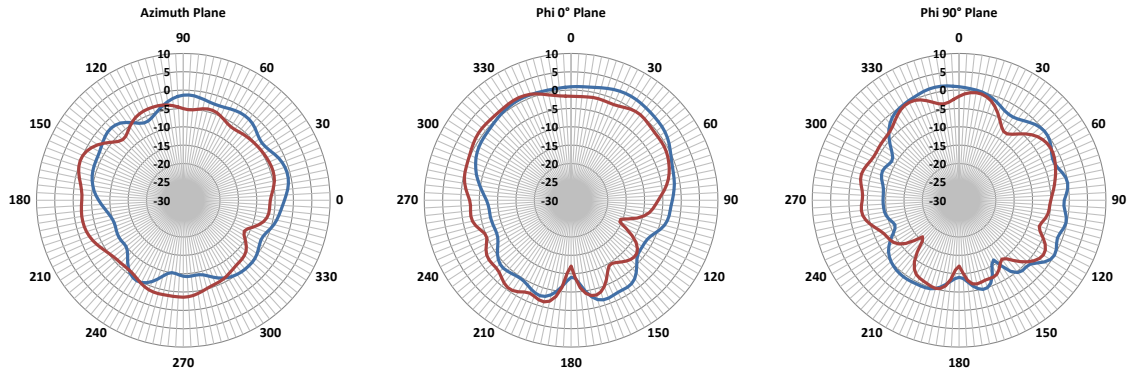
2450 MHz



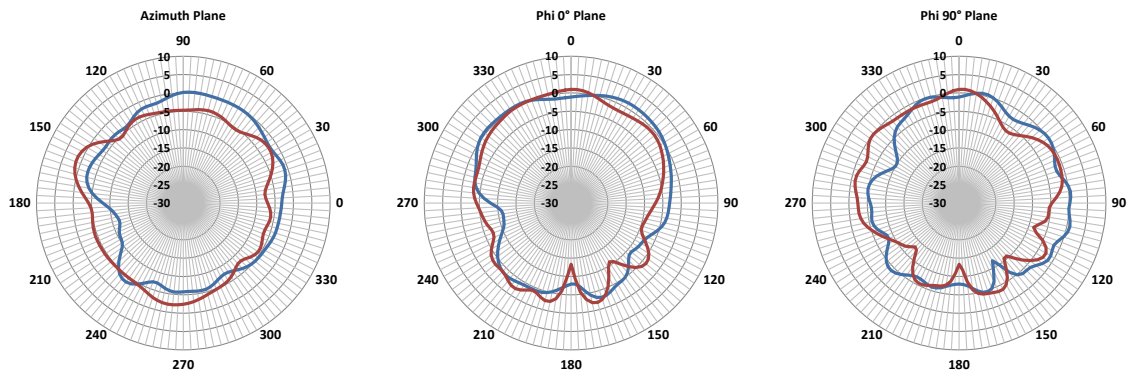
4900 MHz



5550 MHz

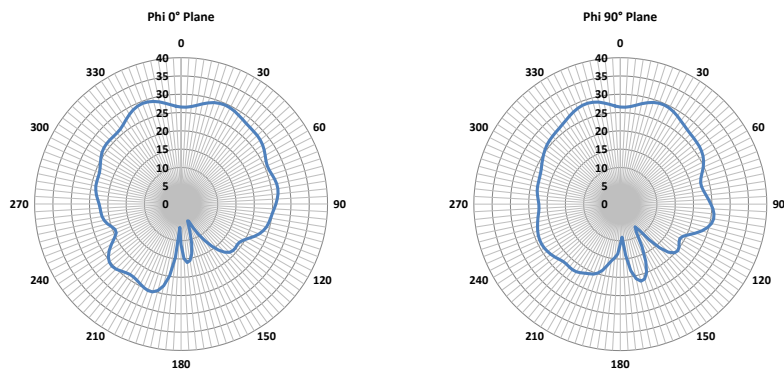


5875 MHz

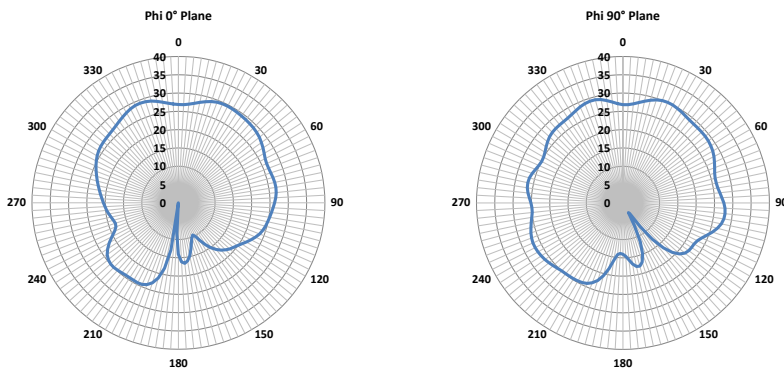


RADIATION PATTERNS – GNSS (RHCP) ANTENNAS

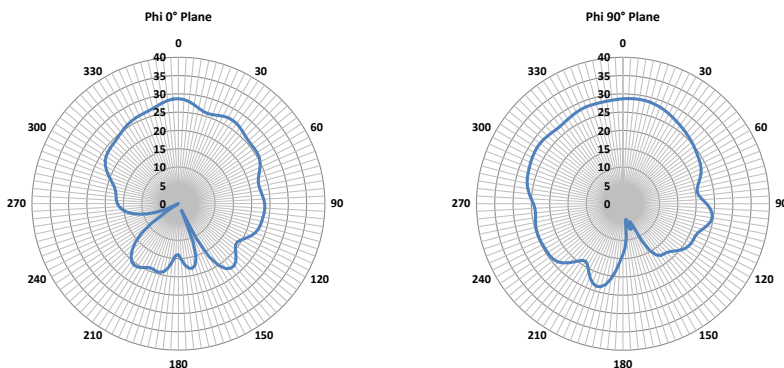
1561.098 MHz



1575.42 MHz



1602 MHz



Laird Connectivity warrants to the original end user customer of its products that its products are free from defects in material and workmanship. Subject to conditions and limitations Laird Connectivity will, at its option, either repair or replace any part of its products that prove defective because of improper workmanship or materials. This limited warranty is in force for the useful lifetime of the original end product into which the Laird Connectivity product is installed. Useful lifetime of the original end product may vary but is not to exceed five (5) years from the original date of the end product purchase.

Any information furnished by Laird Connectivity and its agents is believed to be accurate and reliable. All specifications are subject to change without notice. Responsibility for the use and application of Laird Connectivity materials rests with the end user, since Laird Connectivity and its agents cannot be aware of all potential uses. Laird Connectivity makes no warranties as to the fitness, merchantability or suitability of any Laird Connectivity materials or products for any specific or general uses. Laird Connectivity shall not be liable for incidental or consequential damages of any kind. All Laird Connectivity products are sold pursuant to the Laird Connectivity Terms and Conditions of sale in effect from time to time, a copy of which will be furnished upon request.

© Copyright 2021 Laird Connectivity All Rights Reserved. Laird Connectivity, the Laird Connectivity logo, and other marks are trademarks or registered trademarks of Laird Connectivity or an affiliate company thereof. Other product or service names may be the property of third parties. Nothing herein provides a license under any Laird Connectivity or any third-party intellectual property rights.

sales@lairdconnect.com
support@lairdconnect.com
www.lairdconnect.com

