


MODEL 91

3/8" Diameter

Single Turn

Cermet Trimming

Potentiometer



1

ELECTRICAL

Standard Resistance Range, Ohms	10 to 2Meg
Standard Resistance Tolerance	±20%
Input Voltage, Maximum	250 Vdc or rms not to exceed power rating
Slider Current, Maximum	100mA or within rated power, whichever is less
Power Rating, Watts	0.5 at 70°C derating to 0 at 125°C
End Resistance, Maximum	2 Ohms
Actual Electrical Travel, Nominal	174°
Dielectric Strength	500 Vrms
Insulation Resistance, Minimum	1,000 Megohms
Resolution	Essentially infinite
Contact Resistance Variation, Maximum	1% or 1 Ohm, whichever is greater

ENVIRONMENTAL

Temperature Coefficient, Maximum	±100ppm/°C
Operating Temperature Range	-55°C to +125°C
Thermal Shock	5 cycles, -55°C to +125°C (1% ΔRT, 1% ΔVR)
Moisture Resistance	Ten 24 hour cycles (1% ΔRT, IR 100 Megohms Min.)
Shock, 6ms Sawtooth	100G's (1% ΔRT, 1% ΔVR)
Vibration	20G's, 10 to 2,000 Hz (1% ΔRT, 1% ΔVR)
High Temperature Exposure	250 hours at 125°C (2% ΔRT, 2% ΔVR)
Rotational Life	200 cycles (3% ΔRT)
Load Life at 0.5 Watts	1,000 hours at 70°C (2% ΔRT)
Resistance to Solder Heat	260°C for 10 sec. (1% ΔRT)

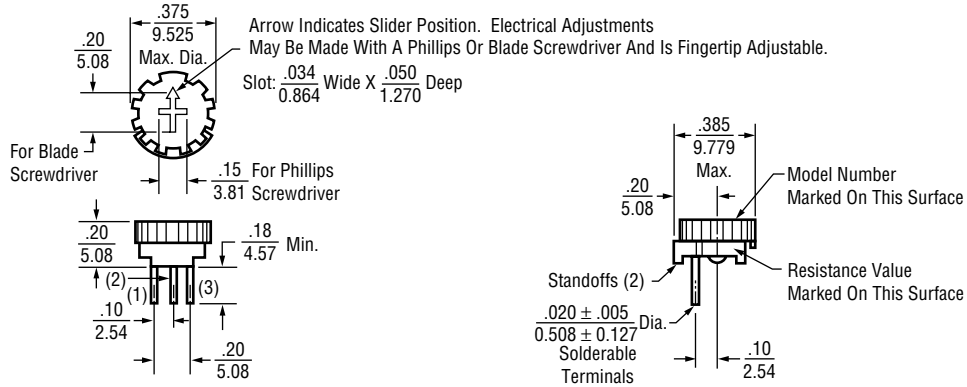
MECHANICAL

Mechanical Stops	Solid
Stop Strength	12 oz.-in. (0.085 N-m)
Torque, Starting Maximum	5oz.-in. (0.042 N-m)
Weight, Nominal	.03 oz. (0.85 grams)

Specifications subject to change without notice.

TOP ADJUSTMENT (Inch/mm)


Model 91A



Model 91B



Model 91C



Model 91E



Model 91T



Model 91V



Model 91W



Model 91X



STANDARD RESISTANCE VALUES, OHMS

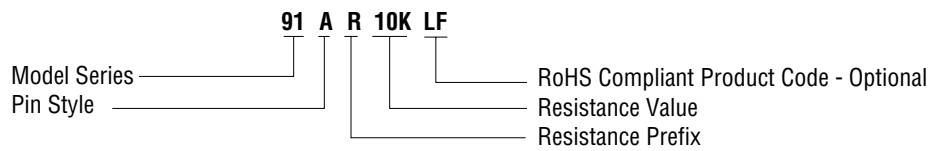
10	200	5K	50K	500K
20	500	10K	100K	1Meg
50	1K	20K	200K	2Meg
100	2K	25K	250K	

PACKAGING

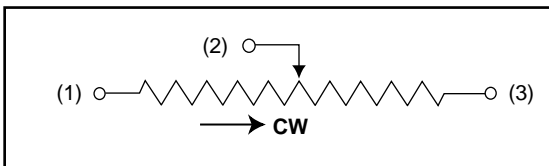
Standard: Boxes
Capacity = 100 Units

ORDERING INFORMATION

Standard:



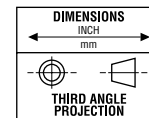
CIRCUIT DIAGRAM



NOTES

Metric equivalents, based on 1 inch = 25.4mm are rounded to the same number of significant figures as in the original English units and are provided for general information only.

Tolerances unless otherwise specified:
Linear = $\pm .01$ inches (.25mm)
Angular = ± 2 degrees



Mouser Electronics

Authorized Distributor

Click to View Pricing, Inventory, Delivery & Lifecycle Information:

BI Technologies:

[91VR50KLF](#)

TT Electronics:

[91AR100K](#) [91AR10](#) [91AR1MEG](#) [91AR2MEG](#) [91VR50K](#) [91XR50KLF](#) [91CR50LF](#) [91BR10KLF](#) [91CR10KLF](#)
[91ER10KLF](#) [91AR10KLF](#) [91WR20LF](#) [91ER1KLF](#) [91AR10LF](#) [91TR20KLF](#) [91VR20KLF](#) [91WR20KLF](#) [91AR20LF](#)
[91TR500KLF](#) [91XR500KLF](#) [91BR500KLF](#) [91VR500KLF](#) [91WR500KLF](#) [91CR500KLF](#) [91AR500KLF](#) [91ER500KLF](#)
[91AR100LF](#) [91ER100LF](#) [91CR100LF](#) [91BR100LF](#) [91WR1KLF](#) [91AR1KLF](#) [91TR200LF](#) [91VR200LF](#) [91WR200LF](#)
[91VR100KLF](#) [91TR100KLF](#) [91XR100KLF](#) [91BR100KLF](#) [91ER100KLF](#) [91CR100KLF](#) [91WR100KLF](#) [91AR100KLF](#)
[91ER20LF](#) [91XR500LF](#) [91CR5KLF](#) [91WR2KLF](#) [91CR20LF](#) [91WR5KLF](#) [91TR50KLF](#) [91WR50KLF](#) [91AR5KLF](#)
[91WR25KLF](#) [91TR25KLF](#) [91VR25KLF](#) [91WR100LF](#) [91VR100LF](#) [91TR100LF](#) [91XR200LF](#) [91CR2MEGLF](#)
[91ER2MEGLF](#) [91WR2MEGLF](#) [91BR2MEGLF](#) [91VR2MEGLF](#) [91TR2MEGLF](#) [91XR2MEGLF](#) [91CR2KLF](#) [91TR1KLF](#)
[91WR10KLF](#) [91VR10KLF](#) [91TR10KLF](#) [91WR50LF](#) [91XR20KLF](#) [91AR50LF](#) [91WR500LF](#) [91VR500LF](#)
[91TR500LF](#) [91CR1KLF](#) [91XR5KLF](#) [91AR200KLF](#) [91TR200KLF](#) [91ER200KLF](#) [91CR200KLF](#) [91WR200KLF](#)
[91XR200KLF](#) [91VR200KLF](#) [91BR200KLF](#) [91BR5KLF](#) [91VR2KLF](#) [91VR1KLF](#) [91TR50LF](#) [91BR500LF](#) [91CR500LF](#)
[91AR500LF](#) [91ER500LF](#) [91BR1MEGLF](#) [91VR1MEGLF](#) [91TR1MEGLF](#) [91ER1MEGLF](#) [91XR1MEGLF](#)