

Subminiature Fuse, 8.5 mm, Time-Lag T, 250 VAC, 100 A



IEC 60127-3 · 250VAC · Time-Lag T

Description

- Directly solderable on printed circuit boards
- High breaking capacity

Approvals and Compliances

Applications

- Primary Protection on PCB
- Power Supply Adapter for e.g. laptops
- SMPS (Switching Mode Power Supply) for TV's and DVD's

References


[Packaging Details](#)

Corresponding Fuseholder [FMS \(250V\)](#)

Weblinks

[pdf datasheet](#), [html-datasheet](#), [General Product Information](#), [Packaging details](#), [Distributor-Stock-Check](#), [Detailed request for product](#)

Technical Data

Rated Voltage	250 VAC
Rated current	0.8 - 10A
Breaking Capacity	100A
Characteristic	Time-Lag T
Mounting	PCB, THT
Admissible Ambient Air Temp.	-40 °C to 85 °C
Climatic Category	40/085/21 acc. to IEC 60068-1
Material: Housing	Thermoplastic, UL 94V-0
Material: Terminals	Tin-Plated Copper
Unit Weight	0.78 g
Storage Conditions	0 °C to 40 °C, max. 70% r.h.
Product Marking	 Type, Rated current, Rated Voltage, Characteristic, Approvals

Soldering Methods	Wave Soldering Profile
Solderability	235 °C / 2 sec acc. to IEC 60068-2-20, Test Ta
Resistance to Soldering Heat	260 °C / 10sec acc. to IEC 60068-2-20, Test Tb
Resistance to Vibration	acc. to IEC 60068-2-6, test Fc
Life Test	1000h @ 0.60 x In @ 70°C (acc. to EIA/IS-722, Test 4.4.1)
Load Humidity Test	MIL-STD-202, Method 103B 0.1 x In @ 0.85 r.H. @ 85°C
Moisture Resistance Test	MIL-STD-202, Method 106E (50 cycles in a temp./mister chamber)
Terminal Strength	Tensile load min. 9 N (acc. to EIA/IS-722, Test 4.5.5)
Case Resistance	acc. to EIA/IS-722, Test 4.7 >100 MΩ (between leads and body)
Mechanical Shock	MIL-STD-202, Method 213B (Shock 50g, half sine wave, 11 ms)
Resistance to Solvents	MIL-STD-202, Method 215A
Flammability	UL 94V-0 (acc. to EIA/IS-722, Test 4.12)








Approvals and Compliances

Detailed information on product approvals, code requirements, usage instructions and detailed test conditions can be looked up in [Details about Approvals](#)

Approvals



The approval mark is used by the testing authorities to certify compliance with the safety requirements placed on electronic products.

Approval Reference Type: MXT 250

Approval Logo	Certificates	Certification Body	Description
	VDE Approvals	VDE	VDE Certificate Number: 40008838
	UL Approvals	UL	UL File Number: E41599
	UL Approvals	UL	UL File Number: E41599
	CQC Approvals	CQC	CCC File Number:
	CQC Approvals	CQC	CCC File Number:
	KTL Approvals	KTL	Korea Testing Laboratory
	METI Approvals	METI	Japan Electrical Safety and Environment technology Laboratories

Product standards

Product standards that are referenced

Organization	Design	Standard	Description
	Designed according to	UL 248-14	Low voltage fuses - Part 14: Additional fuses
	Designed according to	CSA22.2 No. 248.14	Low-Voltage Fuses - Part 14: Supplemental Fuses





Application standards

Application standards where the product can be used

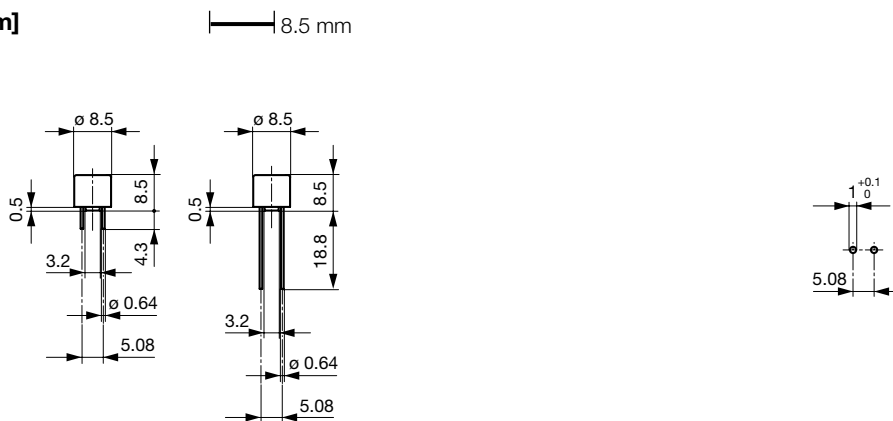
Organization	Design	Standard	Description
	Designed for applications acc.	IEC/UL 60950	IEC 60950-1 includes the basic requirements for the safety of information technology equipment.

Compliances

The product complies with following Guide Lines

Identification	Details	Initiator	Description
	CE declaration of conformity	SCHURTER AG	The CE marking declares that the product complies with the applicable requirements laid down in the harmonisation of Community legislation on its affixing in accordance with EU Regulation 765/2008.
	RoHS	SCHURTER AG	EU Directive RoHS 2011/65/EU
	China RoHS	SCHURTER AG	The law SJ / T 11363-2006 (China RoHS) has been in force since 1 March 2007. It is similar to the EU directive RoHS.
	REACH	SCHURTER AG	On 1 June 2007, Regulation (EC) No 1907/2006 on the Registration, Evaluation, Authorization and Restriction of Chemicals 1 (abbreviated as "REACH") entered into force.

Dimension [mm]

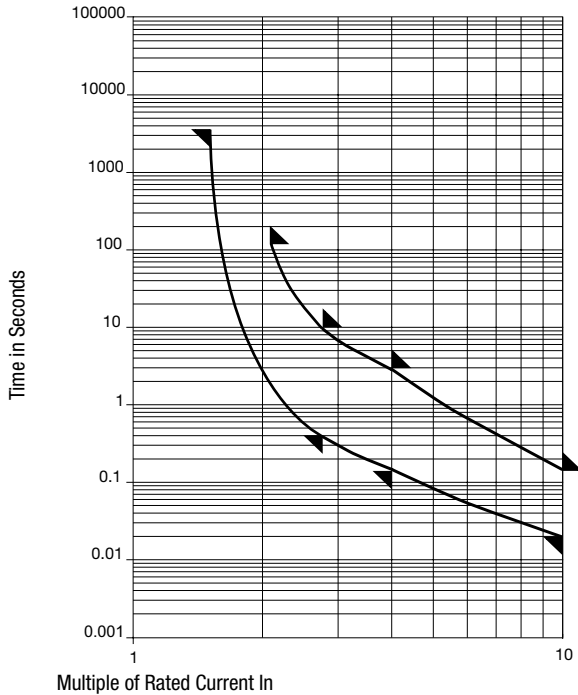


Drilling diagram

Pre-Arcing Time

Rated Current I _n	1.0 x I _n min.	1.5 x I _n min.	2.0 x I _n max.	2.1 x I _n max.	2.75 x I _n min.	2.75 x I _n max.	4.0 x I _n min.	4.0 x I _n max.	10.0 x I _n min.	10.0 x I _n max.
0.8 A - 6.3 A	-	60 min	-	120 s	400 ms	10 s	150 ms	3 s	20 ms	150 ms
8 A - 10 A	4 h	-	60 s	-	-	-	-	-	-	-

Time-Current-Curves



All Variants

Rated Current [A]	Rated Voltage [VAC]	Breaking Capacity	Voltage Drop 1.0 I _n max. [mV]	Voltage Drop 1.0 I _n typ. [mV]	Power Dissipation 1.5 I _n max. [mW]	Melting I ² t 10.0 Intyp. [A ² s]	VDE	VDE	UL	UL	PS E	CCC	CCC	S	L	T	Order Number
0.8	250	1)	160	128	430	1.5	●		●		●	●	●				0034.6914
1	250	1)	140	130	500	4.4	●		●		●	●	●				0034.6915
1.25	250	1)	130	120	600	6.3	●		●		●	●	●				0034.6916
1.6	250	1)	120	110	730	10	●		●		●	●	●				0034.6917
2	250	1)	100	85	870	16	●		●		●	●	●				0034.6918
2.5	250	1)	100	85	1000	32	●		●		●	●	●				0034.6919
3.15	250	1)	100	75	1200	57	●		●		●	●	●				0034.6920
4	250	1)	100	75	1400	77	●		●		●	●	●				0034.6921
5	250	1)	-	70	-	155			●		●						0034.6922
6.3	250	1)	-	60	-	262		●			●					●	0034.6923
8	250	1)	-	62	-	397			●								0034.6924
10	250	1)	-	62	-	440			●								0034.6925
0.8	250	1)	160	128	430	1.5	●		●		●	●	●				0034.6944
1	250	1)	140	130	500	4.4	●		●		●	●	●				0034.6945
1.25	250	1)	130	120	600	6.3	●		●		●	●	●				0034.6946
1.6	250	1)	120	110	730	10	●		●		●	●	●				0034.6947
2	250	1)	100	85	870	16	●		●		●	●	●				0034.6948
2.5	250	1)	100	85	1000	32	●		●		●	●	●				0034.6949
3.15	250	1)	100	75	1200	57	●		●		●	●	●				0034.6950
4	250	1)	100	75	1400	77	●		●		●	●	●				0034.6951

Rated Current [A]	Rated Voltage [VAC]	Breaking Capacity	Voltage Drop 1.0 In max. [mV]	Voltage Drop 1.0 In typ. [mV]	Power Dissipation 1.5 I _n max. [mW]	Melting I ² t 10.0 Intyp. [A ² s]										S	L	T	Order Number
5	250	1)	-	70	-	155					●	●				●			0034.6952
6.3	250	1)	-	60	-	262	●			●	●				●	●			0034.6953
8	250	1)	-	62	-	397			●							●			0034.6954
10	250	1)	-	62	-	440			●							●			0034.6955
0.8	250	1)	160	128	430	1.5	●			●		●	●			●			0034.6974
1	250	1)	140	130	500	4.4	●			●	●	●	●			●			0034.6975
1.25	250	1)	130	120	600	6.3	●			●	●	●	●			●			0034.6976
1.6	250	1)	120	110	730	10	●			●	●	●	●			●			0034.6977
2	250	1)	100	85	870	16	●			●	●	●	●			●			0034.6978
2.5	250	1)	100	85	1000	32	●			●	●	●	●			●			0034.6979
3.15	250	1)	100	75	1200	57	●			●	●	●	●			●			0034.6980
4	250	1)	100	75	1400	77	●			●	●	●	●			●			0034.6981
5	250	1)	-	70	-	155				●	●					●			0034.6982
6.3	250	1)	-	60	-	262	●			●	●				●	●			0034.6983
8	250	2)	-	62	-	397			●							●			0034.6984
10	250	2)	-	62	-	440			●							●			0034.6985

Most Popular.

Availability for all products can be searched real-time: <https://www.schurter.com/en/Stock-Check/Stock-Check-SCHURTER>

1) 100 A @ 250 VAC, cos φ = 1.0

2) 100 A @ 250 VAC, cos φ = 0.95 - 1.0

Packaging Unit	S =	L =	T =
	Plastic Bag (100 pcs.)	Bulk (100 pcs.)	Taped 36 cm Reel (750 pcs.)

Mouser Electronics

Authorized Distributor

Click to View Pricing, Inventory, Delivery & Lifecycle Information:

Schurter:

[0034.6918](#) [0034.6945](#) [0034.6950](#) [0034.6914](#) [0034.6951](#) [0034.6980](#) [0034.6981](#) [0034.6975](#) [0034.6922](#) [0034.6917](#)
[0034.6944](#) [0034.6916](#) [0034.6920](#) [0034.6915](#) [0034.6948](#) [0034.6925](#) [0034.6949](#) [0034.6978](#) [0034.6953](#) [0034.6919](#)
[0034.6983](#) [0034.6982](#) [0034.6946](#) [0034.6921](#) [0034.6923](#) [0034.6924](#) [0034.6974](#)