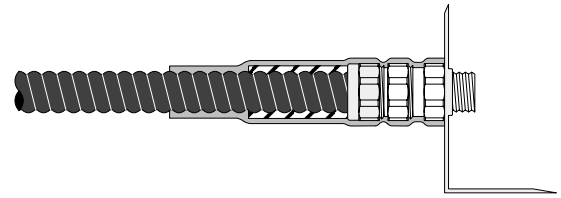




Cold Shrink

Corrosion Protection Kit

CPT Series



Instruction Sheet

**Conforms to ANSI Standard C119.1
For Standard and Hazardous Locations**


Kit Contents:

- 1 Cold Shrink EPDM Rubber Insulator Assembly
- 1 Cold Shrink Adapter Assembly (CPT-1/2, CPT-3/4 & CPT-1)
- 1 Instruction Sheet
- 1 Mastic Seal Strip Pack (CPT-1/2 through CPT-2)
- 1 Mastic Seal Strip Roll (CPT-2 1/2 through CPT-4)

Sizing Guide

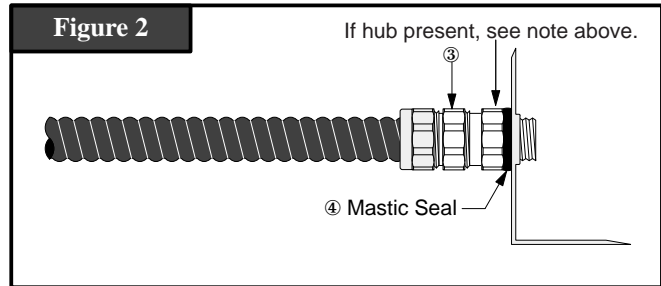
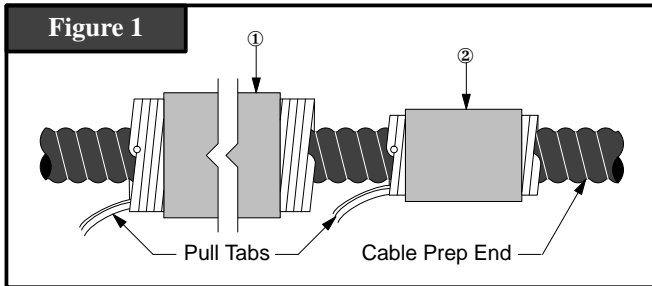
Product Number	Cable O.D. (Minimum)	Connector	
		Maximum O.D.	Maximum Installed Length
CPT-1/2	0.50" (13 mm)	1.60" (41 mm)	4.50" (114 mm)
CPT-3/4	0.66" (17 mm)	1.90" (48 mm)	4.80" (122 mm)
CPT-1	0.66" (17 mm)	2.20" (56 mm)	4.80" (122 mm)
CPT-1 1/4	1.22" (31 mm)	2.65" (67 mm)	4.80" (122 mm)
CPT-1 1/2	1.40" (36 mm)	3.00" (76 mm)	5.50" (140 mm)
CPT-2	1.68" (43 mm)	3.60" (91 mm)	6.50" (165 mm)
CPT-2 1/2	1.97" (50 mm)	4.30" (109 mm)	8.50" (215 mm)
CPT-3	2.60" (66 mm)	5.40" (137 mm)	10.5" (266 mm)
CPT-3 1/2	2.90" (74 mm)	6.00" (152 mm)	13.5" (343 mm)
CPT-4	2.90" (74 mm)	6.00" (152 mm)	13.0" (330 mm)

Table 1

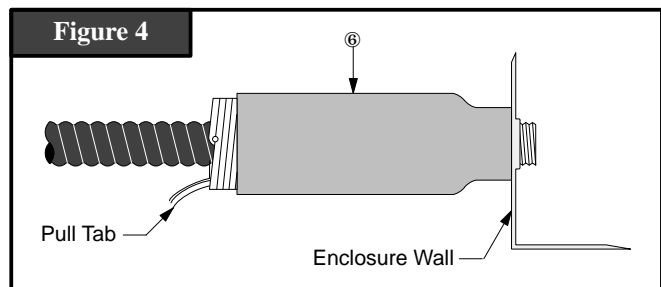
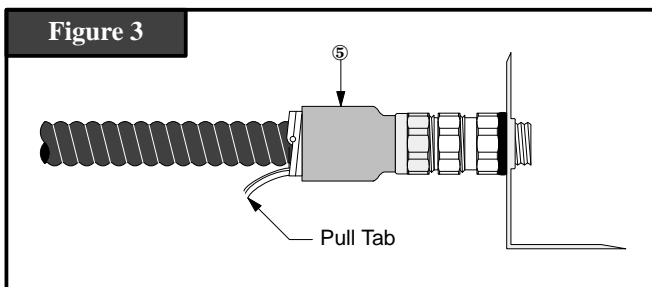
 <p>Corrugated Aluminum Armor Cable</p>	<p>3M™ Corrosion Protection Kit CPT Series for Bulkhead Termination Connectors</p>						
<table border="1" style="width: 100%; border-collapse: collapse;"> <tr> <td style="width: 50%;">DR.: S. Johnston</td> <td style="width: 50%;">APP.: R. Soine</td> </tr> <tr> <td>NUMBER OF PAGES: 2</td> <td>SCALE: Not to scale</td> </tr> <tr> <td>ISSUE DATE: 11/12/99</td> <td>ISSUE: C</td> </tr> </table>	DR.: S. Johnston	APP.: R. Soine	NUMBER OF PAGES: 2	SCALE: Not to scale	ISSUE DATE: 11/12/99	ISSUE: C	78-8120-1052-4
DR.: S. Johnston	APP.: R. Soine						
NUMBER OF PAGES: 2	SCALE: Not to scale						
ISSUE DATE: 11/12/99	ISSUE: C						

Installation:


1. Position Cold Shrink Assembly ① (*Figure 1*) over cable jacket. Direct loose core pull tab over cable as shown.
NOTE: CPT-1/2, CPT-3/4 & CPT-1 Kits contain two Cold Shrink Assemblies. Position smaller adapter assembly ② (*Figure 1*) over cable last.
2. Install bulkhead termination connector according to manufacturer recommendations ③ (*Figure 2—Typical*).
NOTE: If a hub is installed between termination and junction box, the cold shrink should be positioned a max of 2" onto the hub. (No mastic required).



3. Use mastic seal strips (or roll) from kit to fill gap over NPT threads of connector fitting ④ (*Figure 2*). Remove white release liners before wrapping. Build mastic level to flats of hex nut (or flush with surface for round profile connectors). Mastic material may be folded to ease wrapping.
4. **CPT-1/2, CPT-3/4 and CPT-1 Only:** Position Cold Shrink Adapter Assembly as shown ⑤ (*Figure 3*). Install by unwinding loose core pull tab in a counter-clockwise direction around cable.



5. Position Cold Shrink Corrosion Protection Assembly ⑥ (*Figure 4*) over bulkhead termination connector. Install by unwinding loose core pull tab in a counter-clockwise direction around cable. Rubber sleeve should make contact with enclosure wall during installation.

NOTE: Plastic core is recyclable  other

Important Notice to Purchaser:

Before using this product, you must evaluate it and determine if it is suitable for your intended application. You assume all risks and liability associated with such use.

Warranty: Limited Remedy: Limited Liability. This product will be free from defects in material and manufacture as of the date of the purchase. **3M MAKES NO OTHER WARRANTIES INCLUDING, BUT NOT LIMITED TO, ANY IMPLIED WARRANTY OF MERCHANTABILITY OR FITNESS FOR A PARTICULAR PURPOSE.** If this product is defective within the warranty period stated above, your exclusive remedy shall be, at 3M's option, to replace or repair the 3M product or refund the purchase price of the 3M product. **Except where prohibited by law, 3M will not be liable for any loss or damage arising from this product, whether direct, indirect, special, incidental or consequential regardless of the legal theory asserted.**

3M

Electrical Products Division

6801 River Place Blvd.
Austin, TX 78726-9000
800/245-3573
www.3M.com/elpd



Recycled paper
40% pre-consumer
10% post-consumer

© 3M 1999 78-8120-1052-4-C

Mouser Electronics

Authorized Distributor

Click to View Pricing, Inventory, Delivery & Lifecycle Information:

[3M:](#)

[CPT-1-1/4](#) [CPT-3/4](#) [CPT-3](#) [CPT-3-1/2](#) [CPT-4](#) [CPT-1/2](#) [CPT-2](#) [CPT-1-1/2](#)