©THIS DRAWING IS THE EXCLUSIVE PROPERTY OF MARQUARDT GMBH. WITHOUT THEIR CONSENT IT MAY NOT BE REPRODUCED OR GIVEN TO THIRD PARTIES.

CONFIDENTIAL
VERTRAULICH

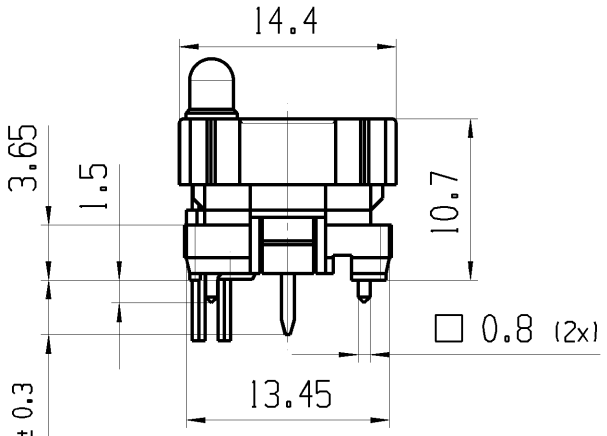

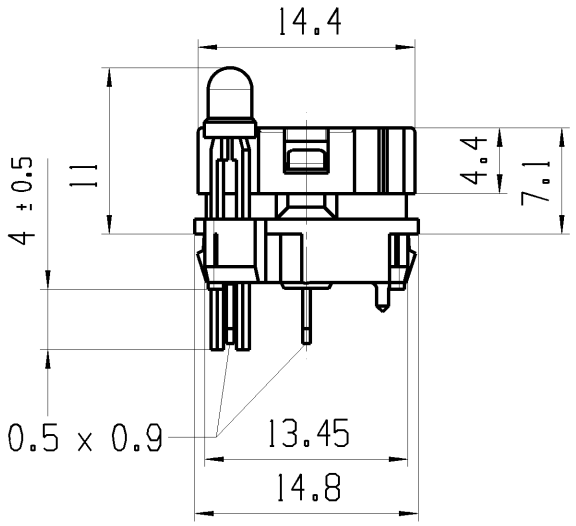

Empfohlener Ausschnitt fuer Rastbefestigung
(Grat gegenueber Bestueckungsseite)

Recommended cut-out for snap-in fixing
(edge opposite to snap-in direction)

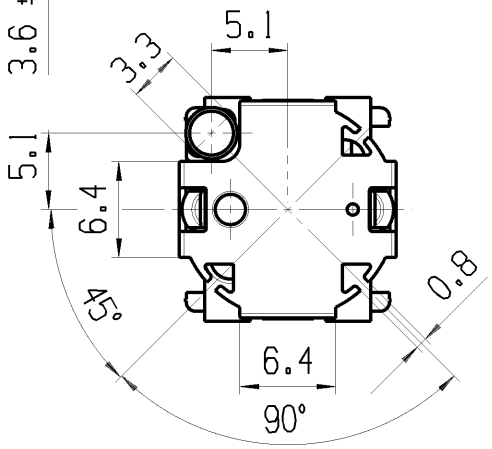

Empfohlenes Lochbild, Bauteilseite;
Toleranz nach DIN IEC 326 Teil 3 sehr fein

Recommended terminal layout, side of component;
tolerance as per DIN IEC 326 item 3 very fine

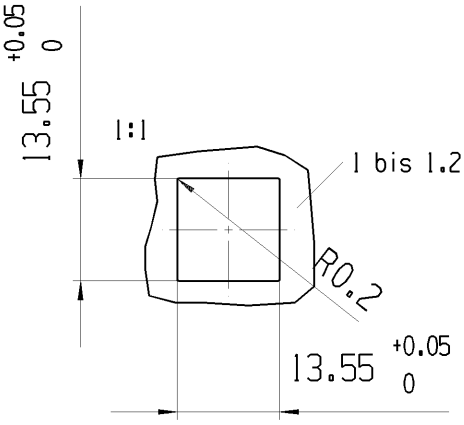

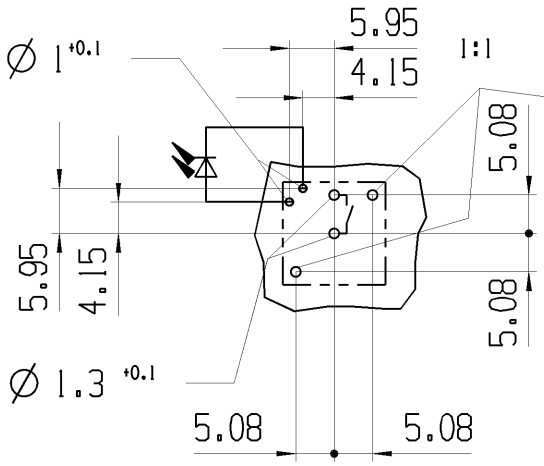

Fixierloch: Fuer Rahmenmontage Ø 1.3 +0.1
Fuer Lpl-Montage an den
gewuenschten Sitz angepasst

fixing hole: For snap-in fixing Ø 1.3 +0.1
For mounting on PC-board
fitted for desired fit

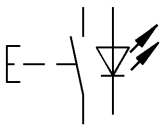

Schliesser 1-polig
mit LED

SPNO with LED

Gesamtweg	total travel 1.4mm± 0.2mm
Betaetigungskraft	actuating force ca. 0.7 N
Schaltspannung	voltage max. 28 V
Schaltstrom	rating max. 100 mA
LED gruen	LED green 20mA
Strombegrenzung erforderlich	current limitation required

Marking
Aufschrift

fuer Form und Lage FOR SHAPE AND LOC.	Allgemeintoleranzen UNTOLERANCED DIMENSIONS				Pause COPY	Blatt SHEET 01	TYP	Zeichn./DRAWING NO.	Index
fuer Winkel FOR ANGLE ±	PROJEKTION	Abmasse und Nennmassbereiche Angaben in mm	Laenge LENGTH	Radien RADII		Original Din A4 / Massstab SCALE 2:1	K	64256131	c
		0-6	± 0.2	± 0.2					
		>6-15	± 0.3	± 0.3					
		>15-30	± 0.3	± 0.3					
		ALL DIMENSIONS ARE IN MILLIMETRES	>30-70 ±	±					
			>70-120 ±						
			>120-200 ±						

0 10 20 30mm

Ausg. ISSUE	Aenderung REVISION	gez. DRAWN BY	Ausg. ISSUE	Aenderung REVISION	gez. DRAWN BY
c	52053	23.07.07 BRC			
b	21815	05.10.92 WS			
a	20657	25.01.91 WS			

CAD: NX V4.0

gez./DRAWN BY 23.07.07 BRC
gepr./CHECKED BY

Ersatz fuer/REPLACEMENT OF
Zg.gl.Nr.v.23.03.90

TASTE
Keyboard Switch

MARQUARDT

©Alle Rechte bei Marquardt GmbH, auch fuer den Fall von Schutzrechtsanmeldungen. Jede Verfuegungsbefugnis, wie Kopier- und Weitergaberecht, bei uns.