©THIS DRAWING IS THE EXCLUSIVE PROPERTY OF MARQUARDT GMBH. WITHOUT THEIR CONSENT IT MAY NOT BE REPRODUCED OR GIVEN TO THIRD PARTIES.

VERTRAULICH CONFIDENTIAL

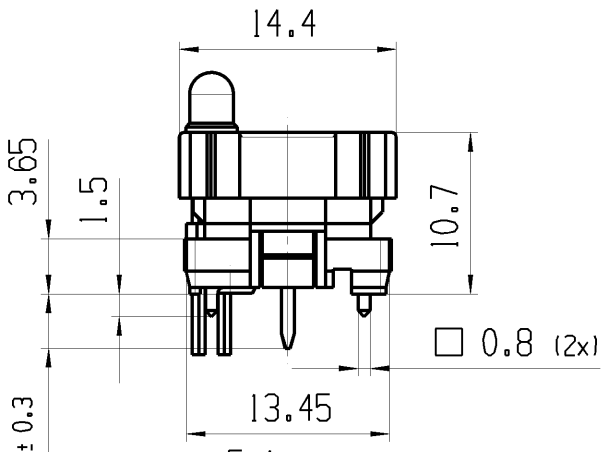

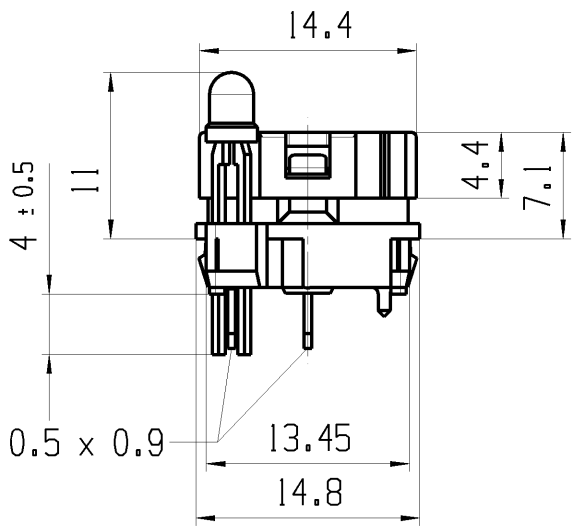

Empfohlener Ausschnitt fuer Rastbefestigung
(Grat gegenueber Bestueckungsseite)

Recommended cut-out for snap-in fixing
(edge opposite to snap-in direction)

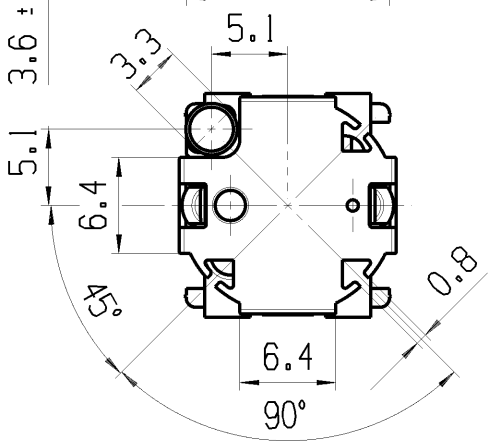

Empfohlenes Lochbild, Bauteilseite;
Toleranz nach DIN IEC 326 Teil 3 sehr fein

Recommended terminal layout, side of component;
tolerance as per DIN IEC 326 item 3 very fine

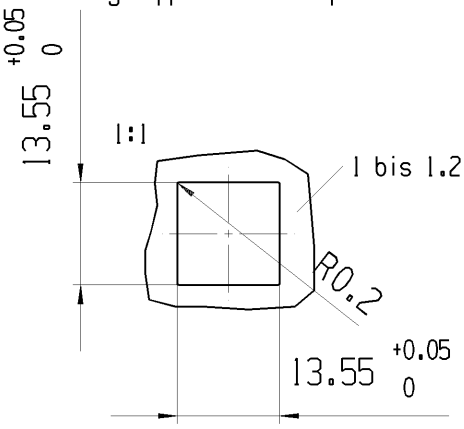

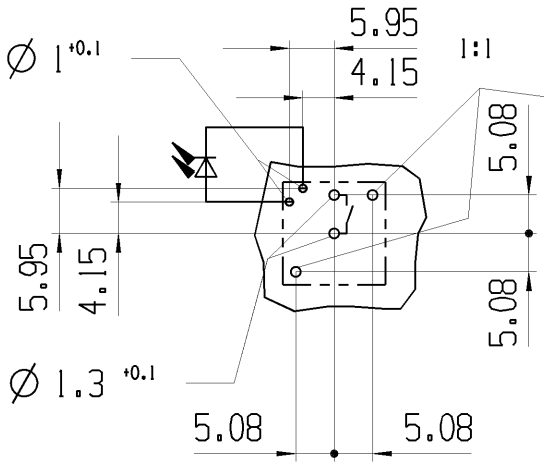

Fixierloch: Fuer Rahmenmontage Ø 1.3 +0.1
Fuer Lpl-Montage an den
gewuenschten Sitz angepasst

fixing hole: For snap-in fixing Ø 1.3 +0.1
For mounting on PC-board
fitted for desired fit

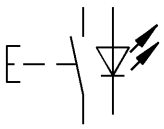

Schliesser 1-polig
mit LED

SPNO with LED

Gesamtweg	total travel	1.4mm± 0.2mm
Betaetigungskraft	actuating force	ca. 0.7 N
Schaltspannung	voltage	max. 28 V
Schaltstrom	rating	max. 100 mA
LED rot	LED red	20mA
Strombegrenzung erforderlich	current limitation required	

Marking
Aufschrift

fuer Form und Lage FOR SHAPE AND LOC.			Allgemeintoleranzen UNTOLERANCED DIMENSIONS				
fuer Winkel FOR ANGLE ° ±			PROJEKTION	Abmasse und Nennmassbereiche Angaben in mm ALL DIMENSIONS ARE IN MILLIMETRES	Laenge LENGTH	Radien RADII	
				0-6	± 0.2	± 0.2	
				>6-15	± 0.3	± 0.3	
				>15-30	± 0.3	± 0.3	
				>30-70	±		
				>70-120	±	±	
				>120-200	±		

Pause COPY

Blatt SHEET 01

Original Din A4

Massstab SCALE 2:1

0 10 20 30mm

TYP	Zeichn./DRAWING NO.	Index
K	64256111	c

TASTE

Keyboard Switch

Ausg. ISSUE	Aenderung REVISION	gez. DRAWN BY	Ausg. ISSUE	Aenderung REVISION	gez. DRAWN BY
c	52053	23.07.07 BRC			
b	21815	05.10.92 WS			
a	20657	25.01.91 WS			

CAD: NX V4.0

gez./DRAWN BY 23.07.07 BRC
gepr./CHECKED BY

Ersatz fuer/REPLACEMENT OF
Zg.gl.Nr.v.23.03.90

MARQUARDT

©Alle Rechte bei Marquardt GmbH, auch fuer den Fall von Schutzrechtsanmeldungen. Jede Verfuegungsbefugnis, wie Kopier- und Weitergaberecht, bei uns.