




(0.635 mm) .025" PITCH • QTS/QSS SERIES

NRZ  
25  
Gbps



**QTS**  
Board Mates:  
QSS

**QSS**  
Board Mates:  
QTS

**QTS/QSS**  
Cable Mates:  
SQCD

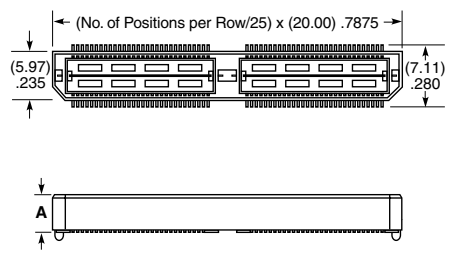
Standoffs:  
SO



<b>QTS</b>	<b>NO. OF POSITIONS PER ROW</b> -025, -050, -075 (50 total positions per bank)	<b>LEAD STYLE</b> Specify LEAD STYLE from Chart	<b>PLATING OPTION</b> -F = Gold flash on contact, Matte Tin on tail -L = 10 μm (0.25 μm) Gold on contact, Matte Tin on tail -C = 50 μm (1.27 μm) Electro-Polished Selective Gold on contact, Matte Tin on tail (passes 10 year MFG testing)	<b>D</b>	<b>A</b>	<b>OTHER OPTIONS</b> -K = (7.00 mm) .275" DIA Polyimide film Pick & Place Pad	<b>"X"R</b> Leave blank for Tray Packaging -TR = Tape & Reel -FR = Full Reel Tape & Reel must order max. quantity per reel; contact Samtec for quantity breaks)
------------	--	--	--	----------	----------	--	--

**SPECIFICATIONS**

**Insulator Material:** Liquid Crystal Polymer  
**Contact Material:** Phosphor Bronze  
**Plating:** Au or Sn over 50 μm (1.27 μm) Ni  
**Operating Temp Range:** -55 °C to +125 °C  
**Current Rating:** Contact: 1.3 A per pin (2 pins powered) Ground Plane: 23.1 A per ground plane (1 ground plane powered)  
**Voltage Rating:** 275 VAC/389 VDC  
**Max Cycles:** 100



QTS LEAD STYLE	A	MATED HEIGHT WITH QSS
-01	(4.27) .168	(5.00) .197
-02	(7.26) .286	(8.00) .315

\*Processing conditions will affect mated height. See SO Series for board space tolerances.

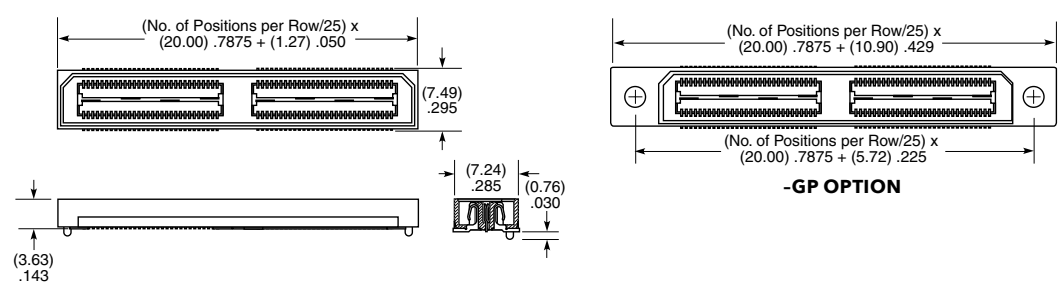
View complete specifications at: [samtec.com?QTS](http://samtec.com?QTS)

**PROCESSING**

**Lead-Free Solderable:** Yes  
**QTS SMT Lead Coplanarity:** (0.10 mm) .004" max (025-075)  
**QSS SMT Lead Coplanarity:** (0.10 mm) .004" max (025-050) (0.15 mm) .006" max (075)\*  
 \*(.004" stencil solution may be available; contact ipg@samtec.com)  
**Board Stacking:** For applications requiring more than two connectors contact ipg@samtec.com



<b>QSS</b>	<b>NO. OF POSITIONS PER ROW</b> -025, -050, -075 (50 total positions per bank)	<b>01</b>	<b>PLATING OPTION</b> -F = Gold flash on contact, Matte Tin on tail -L = 10 μm (0.25 μm) Gold on contact, Matte Tin on tail -C = 50 μm (1.27 μm) Electro-Polished Selective Gold on contact, Matte Tin on tail (passes 10 year MFG testing)	<b>D</b>	<b>A</b>	<b>OTHER OPTIONS</b> -GP = Guide Holes for mating with QTS-RA -K = (8.25 mm) .325" DIA Polyimide Film Pick & Place Pad	<b>"X"R</b> Leave blank for Tray Packaging -TR = Tape & Reel -FR = Full Reel Tape & Reel must order max. quantity per reel; contact Samtec for quantity breaks)
------------	--	-----------	--	----------	----------	--	--



View complete specifications at: [samtec.com?QSS](http://samtec.com?QSS)



**Note:** Some lengths, styles and options are non-standard, non-returnable.