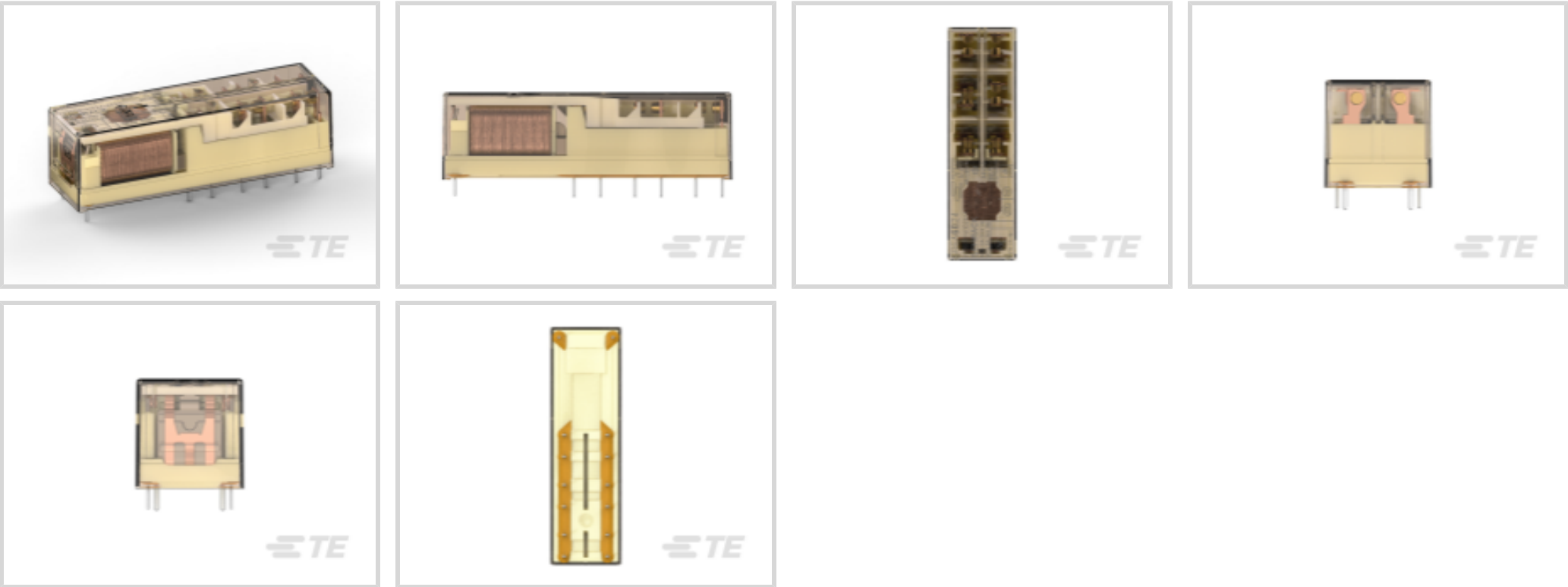




Relays & Contactors > Electromechanical Relays > Force Guided Relay with 6 contacts



Relay & Contactor Type: **Force-Guided Relay**

Coil Magnetic System: **Monostable**

Contact Arrangement: **3A (NO) + 3B (NC)**

Contact Current Rating: **8 A**

Coil Voltage Rating: **21 VDC**

[All Force Guided Relay with 6 contacts \(75\)](#)

Features

Product Type Features

Relay & Contactor Type	Force-Guided Relay
------------------------	--------------------

Configuration Features

Contact Number of Poles	6
Contact Arrangement	3A (NO) + 3B (NC)

Electrical Characteristics

Insulation Initial Dielectric Between Open Contacts	1500 Vrms
Insulation Initial Dielectric Between Adjacent Contacts	3000 Vrms
Contact Switching Voltage (Max)	400 VAC
Contact Switching Load (Min)	10mA @ 5V
Coil Resistance	551 Ω
Contact Current Rating	8 A
Coil Voltage Rating	21 VDC



Contact Voltage Rating	250 VAC
Coil Power Rating DC	.8 W
Insulation Initial Dielectric Between Contacts & Coil	4000 Vrms

Body Features

Product Weight	30 g[1.058 oz]
Enclosure Type	Flux Resistant Automatic Solder Capable & Washable

Contact Features

Contact Plating Material	Gold
Contact Material	AgSnO2

Termination Features

Main Termination & Connection Type	Solder Pins
Coil Termination & Connection Type	Solder Pins

Mechanical Attachment

Product Mount Type	Board Mount
--------------------	-------------

Dimensions

Insulation Clearance Between Contact & Coil	5.5 mm[.217 in]
Insulation Creepage Between Contact & Coil	5.5 mm[.217 in]
Product Width	16.5 mm[.65 in]
Product Length	55 mm[2.165 in]
Product Height	16.5 mm[.649 in]

Usage Conditions

Operating Temperature Range	-25 – 70 °C[-13 – 158 °F]
Environmental Category of Protection	RTIII
Environmental Ambient Temperature (Max)	70 °C[158 °F]

Operation/Application

Coil Magnetic System	Monostable
----------------------	------------

Product Availability

Product Availability	Worldwide
----------------------	-----------

Packaging Features

Packaging Method	Box & Tube
------------------	------------

Other



Coil Power Rating Class	>.6 – ≤1 W
Contact Current Class	>5 – ≤10 A
Height Class (Mechanical)	>16 – ≤22 mm[>.63 – ≤.866 in]
Length Class (Mechanical)	>45 – ≤70 mm[>1.772 – ≤2.756 in]
Width Class (Mechanical)	>16 – ≤22 mm[>.63 – ≤.866 in]

Product Compliance

For compliance documentation, visit the product page on TE.com>

EU RoHS Directive 2011/65/EU	Compliant
EU ELV Directive 2000/53/EC	Compliant
China RoHS 2 Directive MIIT Order No 32, 2016	No Restricted Materials Above Threshold
EU REACH Regulation (EC) No. 1907/2006	Current ECHA Candidate List: JUNE 2025 (250) Candidate List Declared Against: JAN 2025 (247) Does not contain REACH SVHC
Halogen Content	Not Low Halogen - contains Br or Cl > 900 ppm.
Solder Process Capability	Wave solder capable to 260°C

Product Compliance Disclaimer

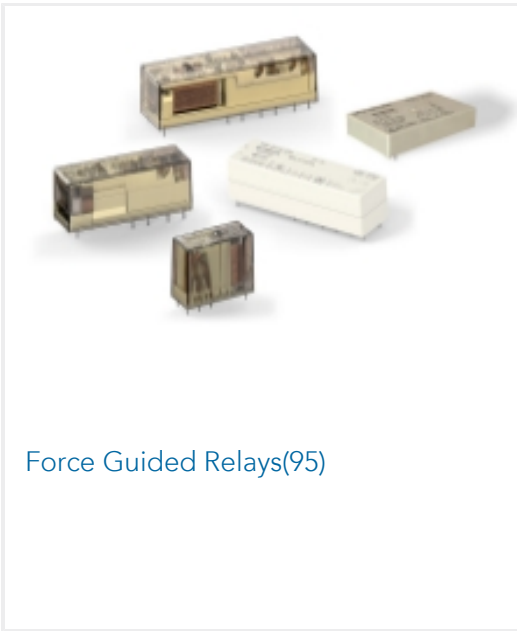
This information is provided based on reasonable inquiry of our suppliers and represents our current actual knowledge based on the information they provided. This information is subject to change. The part numbers that TE has identified as EU RoHS compliant have a maximum concentration of 0.1% by weight in homogenous materials for lead, hexavalent chromium, mercury, PBB, PBDE, DBP, BBP, DEHP, DIBP, and 0.01% for cadmium, or qualify for an exemption to these limits as defined in the Annexes of Directive 2011/65/EU (RoHS2). Finished electrical and electronic equipment products will be CE marked as required by Directive 2011/65/EU. Components may not be CE marked. Additionally, the part numbers that TE has identified as EU ELV compliant have a maximum concentration of 0.1% by weight in homogenous materials for lead, hexavalent chromium, and mercury, and 0.01% for cadmium, or qualify for an exemption to these limits as defined in the Annexes of Directive 2000/53/EC (ELV). Regarding the REACH Regulation, the information TE provides on SVHC in articles for this part number is based on the latest European Chemicals Agency (ECHA) ‘Guidance on requirements for substances in articles’ posted at this URL: <https://echa.europa.eu/guidance-documents/guidance-on-reach>

Compatible Parts


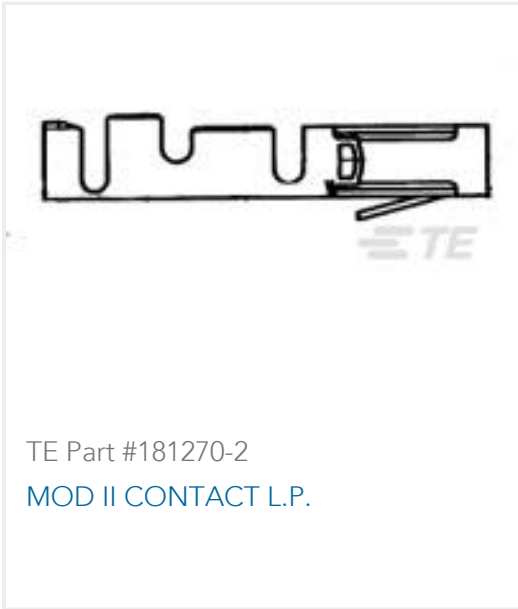


Also in the Series

SCHRACK SR6



Customers Also Bought



Documents

- CAD Files
- 3D PDF
- 3D
- Customer View Model
- ENG\_CVM\_CVM\_6-1415537-4\_D.2d\_dxf.zip
- English



Customer View Model

[ENG\\_CVM\\_CVM\\_6-1415537-4\\_D.3d\\_igs.zip](#)

English

Customer View Model

[ENG\\_CVM\\_CVM\\_6-1415537-4\\_D.3d\\_stp.zip](#)

English

By downloading the CAD file I accept and agree to the [Terms and Conditions](#) of use.

Datasheets & Catalog Pages

[SR6-A-B-C-V](#)

English

Product Specifications

[Definitions General Purpose Relays](#)

English

Agency Approvals

[VDE Certificate](#)

English