



TE Internal #: 1770575-3

RJ45 Connector, Single Port, 1 x 1, Jack, Shielded, Cat 3, Standard - Latch Down, 8 Position, Offset - Overhangs PCB Profile, Through Hole - Solder

[View on TE.com >](#)

Connectors > Modular Jacks & Plugs > RJ45 Connectors



Modular Jack & Plug Interface Type: **RJ45**

Port Configuration: **Single Port**

Port Matrix Configuration: **1 x 1**

Modular Jacks & Plugs Products: **RJ Type Jacks & Plugs**

Connector Contact Density: **Standard**

Features

Product Type Features

Connector Product Type	Connector Assembly
Modular Jack & Plug Interface Type	RJ45
Modular Jacks & Plugs Products	RJ Type Jacks & Plugs
Modular Connector Style	Jack
Grounding Options	PCB Ground
Connector & Contact Terminates To	Printed Circuit Board

Configuration Features

Number of PCB Ground Tabs	2
Port Configuration	Single Port
Port Matrix Configuration	1 x 1
Connector Contact Density	Standard
Number of Positions	8
Number of Loaded Positions	8
PCB Mount Orientation	Right Angle

Body Features

LED Color (Bottom Left)	Green/Orange/Yellow
LED Color (Bottom Right)	Yellow
Shield Plating Material	Nickel
Shield Material	Brass



Modular Jack Latch Orientation	Standard - Latch Down
Connector Profile	Offset - Overhangs PCB

Contact Features

Contact Underplating Material	Nickel
PCB Contact Termination Area Plating Material	Gold Flash
Contact Current Rating (Max)	1.5 A
Contact Mating Area Plating Material	Gold (Au)
Contact Base Material	Phosphor Bronze
Contact Mating Area Plating Material Thickness	.76 µm[30 µin]

Termination Features

Termination Method to PCB	Through Hole - Solder
Termination Post & Tail Length	2 mm[.079 in]

Mechanical Attachment

Panel Mount Feature	Without
Connector Mounting Type	Board Mount

Housing Features

Mating Entry Location	Side
Centerline (Pitch)	1.02 mm[.04 in]
Housing Color	Black
Housing Material	Thermoplastic

Dimensions

PCB Thickness (Recommended)	1.6 mm
Connector Height	11.06 mm[.435 in]

Usage Conditions

Operating Temperature Range	-40 – 85 °C[-40 – 185 °F]
-----------------------------	---------------------------

Operation/Application

Indicator Type	LED
Shielded	Yes
Circuit Application	Signal

Industry Standards

UL Flammability Rating	UL 94V-0
Performance Category	Cat 3



Packaging Features

Packaging Quantity	200
Packaging Method	Tape & Reel

Product Compliance

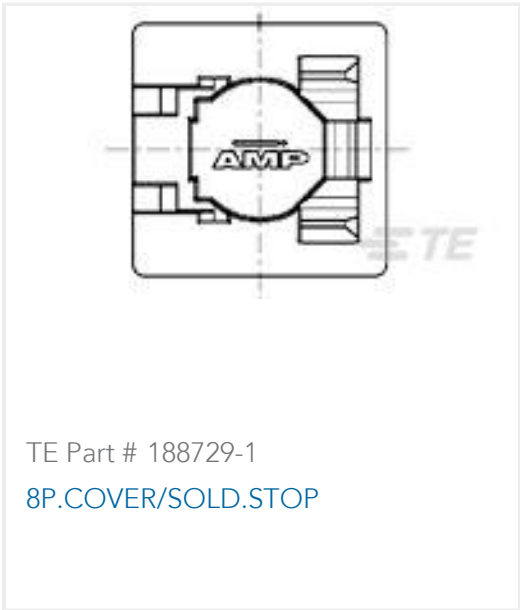
For compliance documentation, visit the product page on TE.com>

EU RoHS Directive 2011/65/EU	Compliant
EU ELV Directive 2000/53/EC	Not Yet Reviewed
China RoHS 2 Directive MIIT Order No 32, 2016	No Restricted Materials Above Threshold
EU REACH Regulation (EC) No. 1907/2006	Current ECHA Candidate List: JAN 2025 (247) Candidate List Declared Against: JUN 2018 (191) Does not contain REACH SVHC
Halogen Content	Not Low Halogen - contains Br or Cl > 900 ppm.
Solder Process Capability	Wave solder capable to 240°C

Product Compliance Disclaimer

This information is provided based on reasonable inquiry of our suppliers and represents our current actual knowledge based on the information they provided. This information is subject to change. The part numbers that TE has identified as EU RoHS compliant have a maximum concentration of 0.1% by weight in homogenous materials for lead, hexavalent chromium, mercury, PBB, PBDE, DBP, BBP, DEHP, DIBP, and 0.01% for cadmium, or qualify for an exemption to these limits as defined in the Annexes of Directive 2011/65/EU (RoHS2). Finished electrical and electronic equipment products will be CE marked as required by Directive 2011/65/EU. Components may not be CE marked. Additionally, the part numbers that TE has identified as EU ELV compliant have a maximum concentration of 0.1% by weight in homogenous materials for lead, hexavalent chromium, and mercury, and 0.01% for cadmium, or qualify for an exemption to these limits as defined in the Annexes of Directive 2000/53/EC (ELV). Regarding the REACH Regulation, the information TE provides on SVHC in articles for this part number is based on the latest European Chemicals Agency (ECHA) 'Guidance on requirements for substances in articles' posted at this URL: <https://echa.europa.eu/guidance-documents/guidance-on-reach>

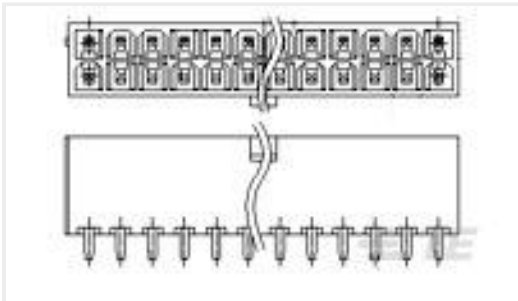
Compatible Parts



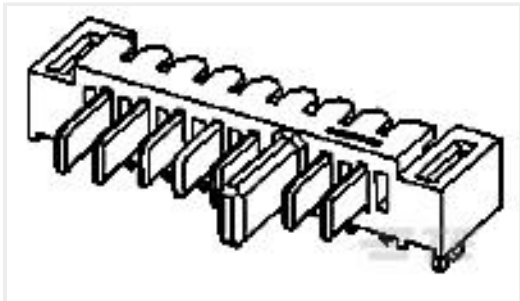
Customers Also Bought



TE Part #1734774-5
PCI EXP 3.1L 64 POS WHT G/F



TE Part #4-1775099-5
ATX PWR CONN 14 POS



TE Part #1932154-1
2mm pitch Battery Plug Assy.7Pos Reverse



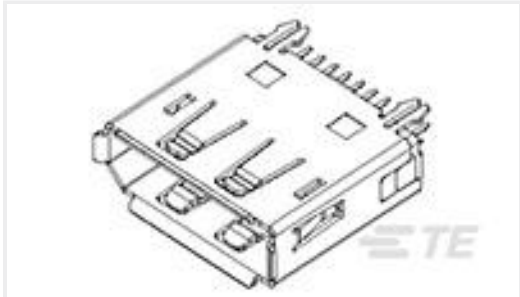
TE Part #2199230-7
M.2 0.5PITCH 4.2H KEY A GOLDFLASH



TE Part #3-1734261-5
1.25 WTB PLUG RA 30U" 5 POS



TE Part #2129256-1
EJECTOR ASSY, TOP MOUNT C-PUSH ExpConn



TE Part #2041441-3
Displayport,20P,Vertical,DIP Type,15u"



TE Part #2129625-1
DOCKING ASSY 0.5mm champ docking conn



TE Part #2129392-2
Receptacle ASSY 0.5mm champ docking conn



TE Part #1977156-1
10 MODII HDR DRST SHRD .100CL, S-Load

Documents

CAD Files

Customer View Model

ENG_CVM_CVM_1770575-3_B2.2d_dxf.zip

English

3D PDF

3D

Customer View Model

ENG_CVM_CVM_1770575-3_B2.3d_igs.zip

English

Customer View Model

ENG_CVM_CVM_1770575-3_B2.3d_stp.zip

English

By downloading the CAD file I accept and agree to the Terms and Conditions of use.

Product Specifications

Crimping of AMP Lattice Contact

English

Application Specification

English

1770575-3

RJ45 Connector, Single Port, 1 x 1, Jack, Shielded, Cat 3, Standard - Latch Down, 8
Position, Offset - Overhangs PCB Profile, Through Hole - Solder

