Nov.1.2025 Copyright 2025 HIROSE ELECTRIC CO., LTD. All Rights Reserved.
In case of consideration for using Automotive equipment / device which demand high reliability, kindly contact our sales window correspondents.

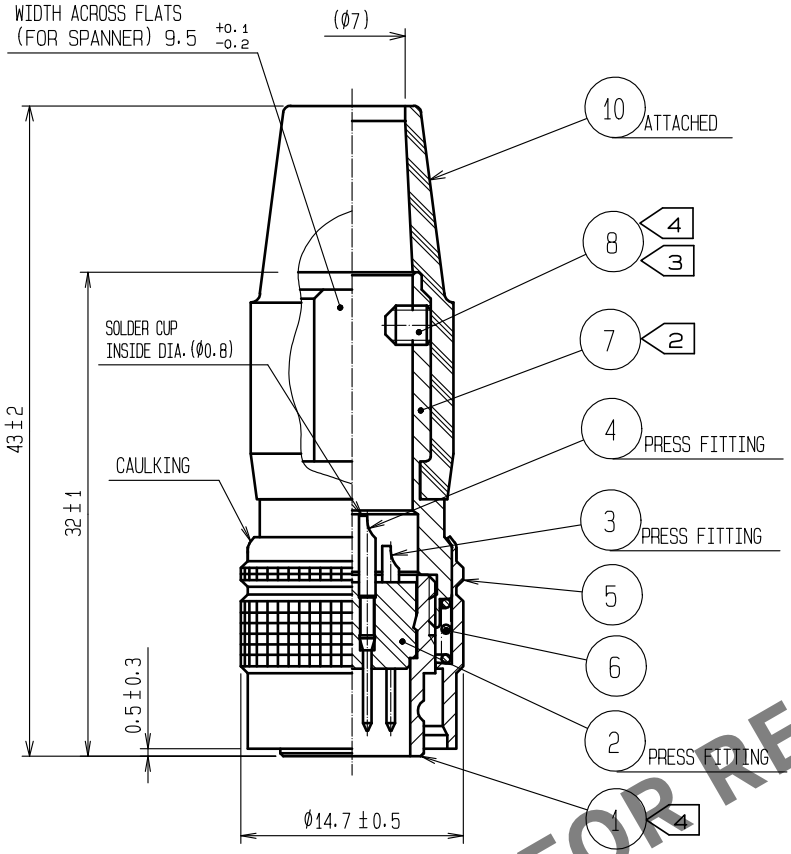

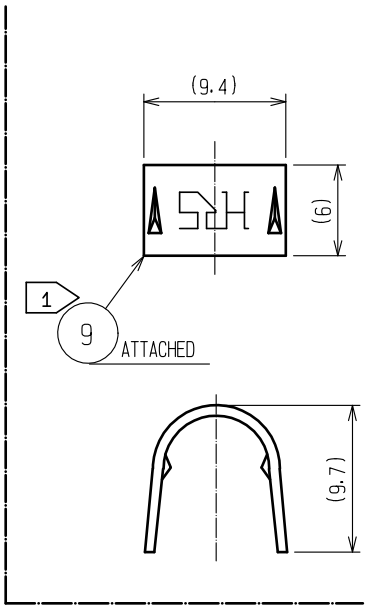

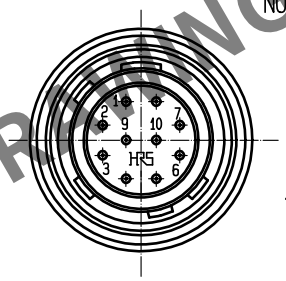

NOTES
1 HAND CRIMPING TOOL. REF. NO. ⑨: HR10A-TC-02(CL150-0041-2)
THE HOLE DIAMETER FOR CRIMPING : Ø7.0
2 THE RECOMMENDED CLAMP TORQUE, REF. NO. ⑦: 2 TO 2.5 N·m.
3 ACROSS FLATS HEXAGON HEAD OF REF. NO. ⑧: 1.27
THE RECOMMENDED CLAMP TORQUE, REF. NO. ⑧: 0.3 TO 0.4N·m.
2 4 LOCTITE 263, HENKEL JAPAN OR EQUIVALENT APPLIES
TO PREVENT REF. NO. ① AND ⑧ FROM LOOSENING.
5 ONE EXAMPLE OF THE ROTATION OF REF. NO. ⑦ TO
REF. NO. ① IS SHOWN.
2 6 THE ASSEMBLY THIS PRODUCT APPLIES TO
THE MANUAL ETAD-C0354-00.

HRS DRAWING FOR REFERENCE

NO.	MATERIAL	FINISH . REMARKS	NO.	MATERIAL	FINISH . REMARKS
5	BRASS	MATTE FINISH NICKEL PLATED	10	CR	(BLACK)
4	BRASS	GOLD PLATING 0.2μm min. NICKEL UNDER PLATING 2μm min.	9	BRASS	
3	BRASS		8	STEEL	NICKEL PLATING HEXAGON SOCKET SET SCREW M2.6X0.45X3
2	POLYAMIDE	(BLACK) UL94V-0	7	BRASS	NICKEL PLATING
1	ZINC ALLOY	MATTE FINISH NICKEL PLATED	6	STEEL	NICKEL PLATING

UNITS	SCALE		COUNT	DESCRIPTION OF REVISIONS	DESIGNED	CHECKED	DATE
mm	2 : 1	2	2	DIS-C-00016953	HT. ZENBA	EJ. KUNII	20240220

HIROSE ELECTRIC CO., LTD.

APPROVED	: MO. SATOH	20051020	DRAWING NO.	EDC4-021366-74
CHECKED	: EJ. KUNII	20051020	PART NO.	HR10A-10P-10P(74)
DESIGNED	: DS. MATSUNE	20051019	CODE NO.	CL0110-0407-3-74
DRAWN	: DS. MATSUNE	20051019		2 1/1

FORM HC0011-5-51