Nov.1.2025 Copyright 2025 HIROSE ELECTRIC CO., LTD. All Rights Reserved.
In case of consideration for using Automotive equipment / device which demand high reliability, kindly contact our sales window correspondents.

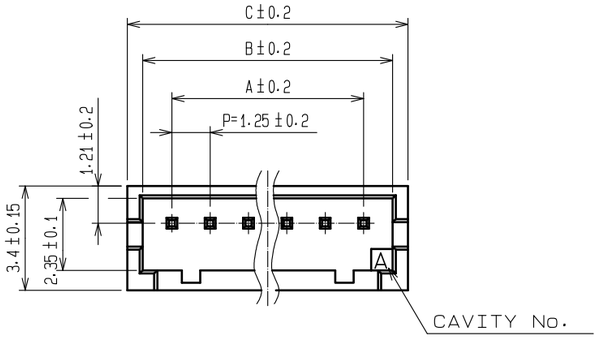

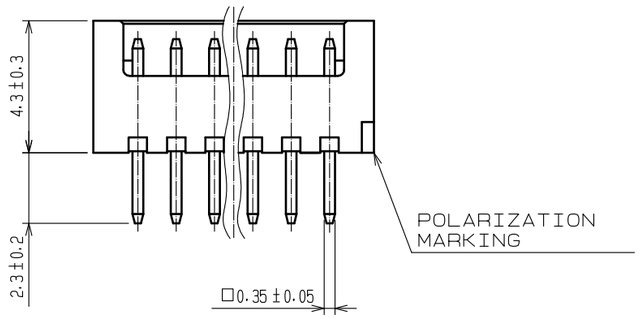

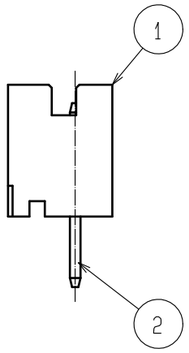

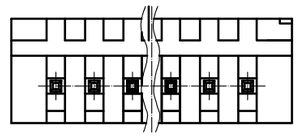

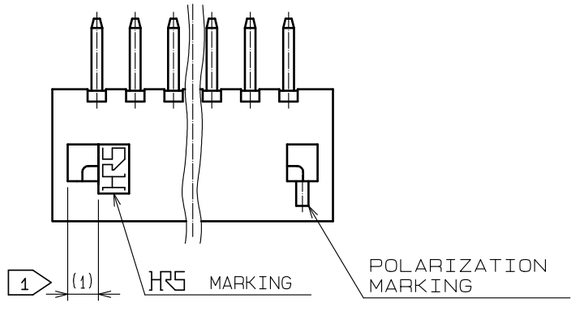

PART No.	CODE No.	NUMBER OF CONTACTS	A	B	C
DF13- 2P-1.25DSA(25)	CL536-0101-9-25	2	1.25	3.15	4.15
DF13- 3P-1.25DSA(25)	CL536-0102-1-25	3	2.5	4.4	5.4
DF13- 4P-1.25DSA(25)	CL536-0103-4-25	4	3.75	5.65	6.65
DF13- 5P-1.25DSA(25)	CL536-0104-7-25	5	5	6.9	7.9
DF13- 6P-1.25DSA(25)	CL536-0105-0-25	6	6.25	8.15	9.15
DF13- 7P-1.25DSA(25)	CL536-0106-2-25	7	7.5	9.4	10.4
DF13- 8P-1.25DSA(25)	CL536-0107-5-25	8	8.75	10.65	11.65
DF13- 9P-1.25DSA(25)	CL536-0108-8-25	9	10	11.9	12.9
DF13-10P-1.25DSA(25)	CL536-0109-0-25	10	11.25	13.15	14.15
DF13-11P-1.25DSA(25)	CL536-0110-0-25	11	12.5	14.4	15.4
DF13-12P-1.25DSA(25)	CL536-0111-2-25	12	13.75	15.65	16.65
DF13-13P-1.25DSA(25)	CL536-0112-5-25	13	15	16.9	17.9
DF13-14P-1.25DSA(25)	CL536-0113-8-25	14	16.25	18.15	19.15
DF13-15P-1.25DSA(25)	CL536-0114-0-25	15	17.5	19.4	20.4

HRS DRAWING FOR REFERENCE

2 APPLICATION FIGURE

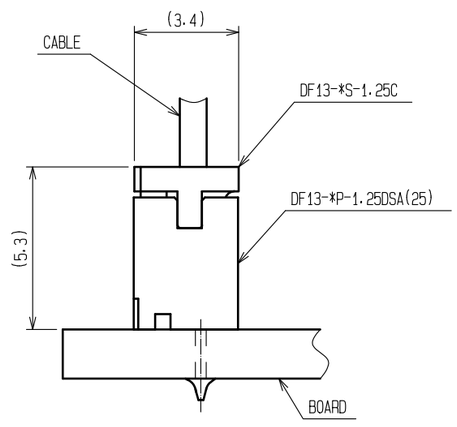

3 RECOMMENDED PATTERN (BOARD THICKNESS 1mm)

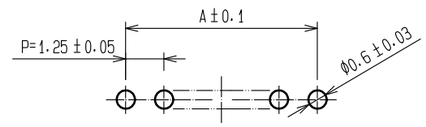

NO.	MATERIAL	FINISH , REMARKS	NO.	MATERIAL	FINISH , REMARKS
2	BRASS	SURFACE:TIN PLATED 1μm min. UNDER PLATING:COPPER PLATED 1μm min	4	ELASTOMER	GREEN, STOPPER
1	POLYAMIDE	BEIGE(NATURAL), UL94V-0	3	PS	ANTI-ELECTRIFICATION, CLEAR, STICK

1 WHEN THIS CONNECTOR HAS TWO OR THREE CONTACTS, THE LOCK OF CONNECTOR SHALL BE SET AT THE CENTER OF HOUSING. IN CASE THAT THE NUMBER OF CONTACTS IS MORE THAN FOUR, THE TWO LOCKS SHALL BE SET IN ACCORDANCE WITH THE DRAWINGS.

2 WHEN THIS CONNECTOR MATES WITH DF13-*S-1.25C, THE MATING HEIGHT IS 5.3mm.

3 RECOMMENDED THROUGH HOLE DIA. : φ0.6±0.03

UNITS	SCALE	COUNT	DESCRIPTION OF REVISIONS	DESIGNED	CHECKED	DATE
mm	5 : 1	0				

HRS HIROSE ELECTRIC CO., LTD.

APPROVED	: SJ. OKAMURA	20211217	DRAWING NO.	EDC-083673-25-00
CHECKED	: SZ. ONO	20211217	PART NO.	DF13-*P-1.25DSA(25)
DESIGNED	: HT. SATO	20211217	CODE NO.	CL536-
DRAWN	: SK. CHIBA	20211217		0 1/2

FORM HC0011-5-7

Nov.1.2025 Copyright 2025 HIROSE ELECTRIC CO., LTD. All Rights Reserved.
In case of consideration for using Automotive equipment / device which demand high reliability, kindly contact our sales window correspondents.

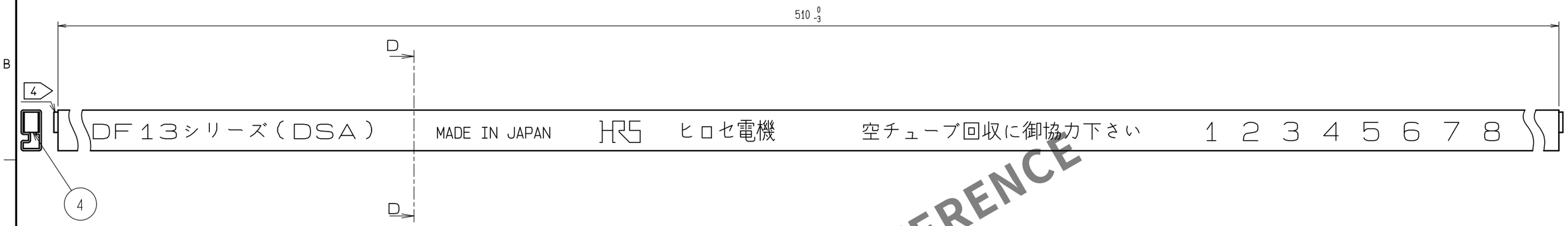

HRS DRAWING FOR REFERENCE

D-D(5:1)

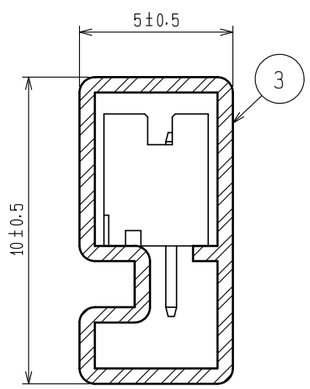

PART No.	CODE No.	NUMBER OF CONTACTS	QUANTITY OF CONNECTORS
DF13- 2P-1.25DSA(25)	CL536-0101-9-25	2	115
DF13- 3P-1.25DSA(25)	CL536-0102-1-25	3	89
DF13- 4P-1.25DSA(25)	CL536-0103-4-25	4	72
DF13- 5P-1.25DSA(25)	CL536-0104-7-25	5	61
DF13- 6P-1.25DSA(25)	CL536-0105-0-25	6	52
DF13- 7P-1.25DSA(25)	CL536-0106-2-25	7	46
DF13- 8P-1.25DSA(25)	CL536-0107-5-25	8	41
DF13- 9P-1.25DSA(25)	CL536-0108-8-25	9	37
DF13-10P-1.25DSA(25)	CL536-0109-0-25	10	34
DF13-11P-1.25DSA(25)	CL536-0110-0-25	11	31
DF13-12P-1.25DSA(25)	CL536-0111-2-25	12	29
DF13-13P-1.25DSA(25)	CL536-0112-5-25	13	27
DF13-14P-1.25DSA(25)	CL536-0113-8-25	14	25
DF13-15P-1.25DSA(25)	CL536-0114-0-25	15	23

NOTES 4 :MAGAZINE CASE HAS ONE STOPPER AT EACH END.
5 :WARPAGE, BENT OF THE MAGAZINE CASE SHALL BE ALLOWED ± 2mm PER 510mm.
6 :THESE CONNECTORS SHALL BE ON SALED IN ACCORDANCE WITH THE MULTIPLE QUANTITY OF PACKING AMOUNT.

HRS	DRAWING NO.	EDC-083673-25-00
	PART NO.	DF13-*P-1.25DSA(25)
	CODE NO.	CL536- 0 2/2

FORM HC0011-5-8