

# Customer Information Sheet

DRAWING No.: M80-FB1XX68FC-XXXXL

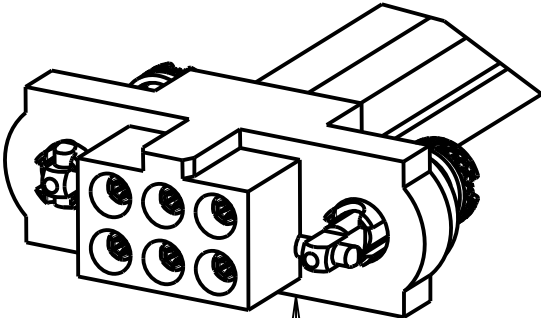
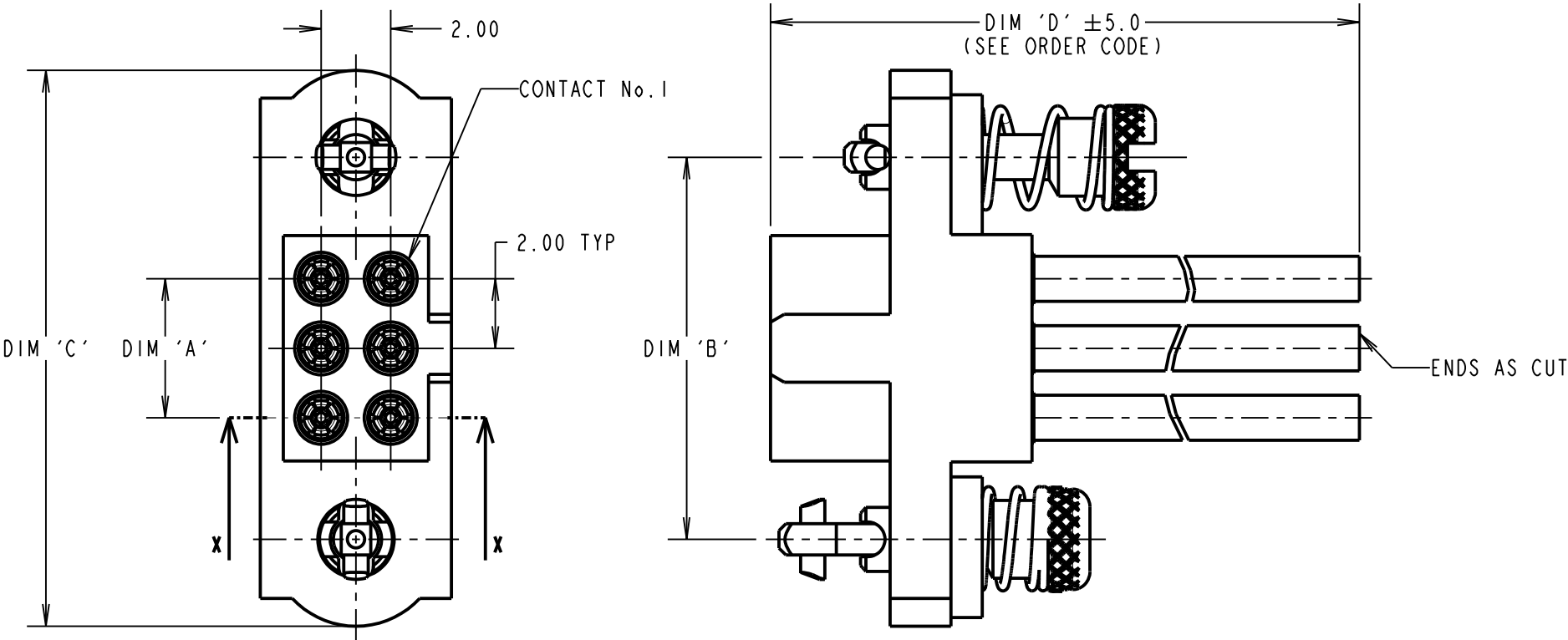
IF IN DOUBT - ASK

©

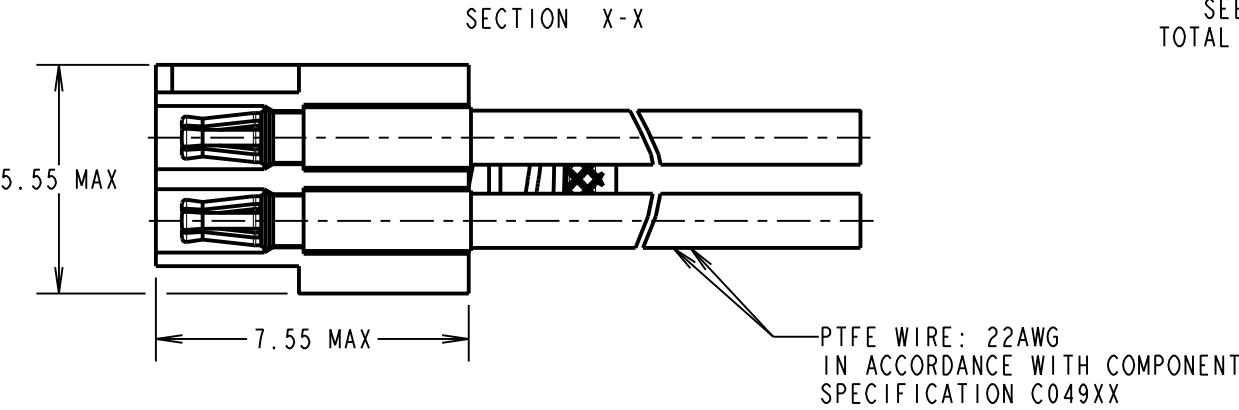
NOT TO SCALE

THIRD ANGLE PROJECTION

ALL DIMENSIONS IN mm



FEMALE MOULDING (1-OFF):  
SEE ORDER CODE FOR  
TOTAL No. OF CONTACTS



CONTACT No.	WIRE COLOUR
1	BLACK
2	BROWN
3	RED
4	ORANGE
5	YELLOW
6	GREEN
7	BLUE
8	VIOLET
9	GREY
10	WHITE
WIRE COLOURS REPEAT IN ABOVE ORDER FOR ASSEMBLIES OVER 10 CONTACTS	

NOTES:  
1. CABLE ASSEMBLIES WILL BE BULK PACKED IN BAGS.  
2. FOR COMPLETE SPECIFICATION, SEE COMPONENT SPECIFICATION C005XX (LATEST ISSUE) AND C049XX (LATEST ISSUE).

DIMENSION	MEASUREMENT
DIM 'A'	TOTAL No. OF CONTACTS - 2.00
DIM 'B'	TOTAL No. OF CONTACTS + 5.00
DIM 'C'	TOTAL No. OF CONTACTS + 10.0
EXAMPLE PART No.: 10 CONTACT CONNECTOR WITH 150mm OF 22AWG WIRE = M80-FB11068FC-0150L 50 CONTACT CONNECTOR WITH 450mm OF 22AWG WIRE = M80-FB15068FC-0450L	

ORDER CODE:  
M80-FB1XX68FC-XXXXL

TOTAL No. OF CONTACTS:  
04 TO 50  
EVEN NUMBERS ONLY

DIM 'D' LENGTH:  
0060 = 60mm MIN  
9999 = 9999mm MAX  
(SEE TABLE FOR EXAMPLES)

RTP	3	11.03.21	30101
NAME	ISS.	DATE	CN/CO
APPROVED: R.PORTLOCK			
CHECKED: R.ALEXANDER			
DRAWN: R.PORTLOCK			
CUSTOMER REF.:			
ASSEMBLY DRG:			

HARWIN

www.harwin.com  
technical@harwin.com

THIS DRAWING AND ANY INFORMATION OR DESCRIPTIVE MATTER SET OUT HEREON ARE CONFIDENTIAL AND COPYRIGHT PROPERTY OF THE HARWIN GROUP AND MUST NOT BE DISCLOSED, LOANED, COPIED OR USED FOR MANUFACTURING, TENDERING OR FOR ANY OTHER PURPOSE WITHOUT THEIR WRITTEN PERMISSION.

TOLERANCES  
X. =  $\pm 1\text{mm}$   
X.X =  $\pm 0.50\text{mm}$   
X.XX =  $\pm 0.20\text{mm}$   
X.XXX =  $\pm 0.01\text{mm}$   
ANGLES =  $\pm 5^\circ$   
UNLESS STATED

MATERIAL:

SEE ABOVE

FINISH:

SEE ABOVE

S/AREA:

mm<sup>2</sup>

TITLE: M80 FEMALE T-CONTACT  
SINGLE-ENDED CABLE  
ASSY WITH 10 ILOK JACKSCREWS

DRAWING NUMBER:

M80-FB1XX68FC-XXXXL

SHT  
2  
OF  
2