



Image for illustrative purpose only

Summary

[Request a quote](#)

[Catalog](#)

[Customer Drawing](#)

Number of contacts Low Voltage	4
Wire Size/AWG	34 - 28
Gender	Standard
Socket / Receptacle	Socket / Receptacle - Free
Locking system	Push-pull
Jacket cable outside diameter [mm]	2.80 - 3.50 mm
Size	00
Suggested matching part	FGG.00.304.CLAD35
Series	B - Indoor keyed

https://www.lemo.com/int_en/solutions/originals/b-indoor-keyed/phg-00-304-clld35z.html

LEMO products and services are provided "as is". LEMO makes no warranties or representations with regard to LEMO product & services or use of them, express, implied or statutory, including for accuracy, completeness, or security. The user is fully responsible for his products and applications using LEMO components.

Technical details

Electrical Configuration

Number of contacts Low Voltage	4
Contact Termination Low voltage	Solder
R (max)	8.7 mOhm
Insert configuration value	0.304 - 4 Low Voltage
Insulator	L: PEEK (UL 94 / V-0/1.5)
Rated current	2.5 A
Vtest (contact-contact)	1.1 kV (DC)
Vtest (contact-shell)	0.9 kV (DC)
Max. Solid Conductor	0.09 mm ² (AWG 28)
Max. Stranded Conductor	0.05 mm ² (AWG 30)
Bucket Dia.	0.4 mm (0.016in)
Contact Dia.	0.5 mm (0.02in)
Wire Size/AWG	34 - 28
Gender	Standard

Form & Material

Shell style / Model id	PH - Free receptacle, cable collet and nut for fitting a bend relief
Socket / Receptacle	Free
Housing material	Brass (chrome plated [SAE AMS 2460]) shell and collet nut, nickel plated [SAE AMS QQ N 290] brass latch sleeve and mid pieces
Locking system	Push-pull
Keying	G: 1 key (alpha=0, plug: male contacts, receptacle: female contacts)
Colour	Grey
Variant	Nut for fitting a bend relief
Weight	3.66 g

https://www.lemo.com/int_en/solutions/originals/b-indoor-keyed/phg-00-304-clld35z.html

LEMO products and services are provided "as is". LEMO makes no warranties or representations with regard to LEMO product & services or use of them, express, implied or statutory, including for accuracy, completeness, or security. The user is fully responsible for his products and applications using LEMO components.

Environment

Environmental sealing (IP rating)	IP50
Temperature range	-55°C / +250°C (max. temperature valid for short periods of use.)
Climatical Category	55/175/21
Humidity (max)	<=95% [at 60 deg C /140 F]
Shielding (min)	75 dB (10 MHz)
Shielding (min)	40 dB (1 GHz)
Shock Resistance	100 g [6 ms]
Vibration	15 g [10 Hz - 2000 Hz]
Salt Spray Corrosion	>1000 hr

Cable fixation

Cable termination protection	For cable bend relief
Fixation type	Cable collet
Jacket cable outside diameter [mm]	2.80 - 3.50 mm

Recommended By Lemo





Accessories

Compatible cap	BRF.00.200.NAS
----------------	--------------------------------

https://www.lemo.com/int_en/solutions/originals/b-indoor-keyed/phg-00-304-clld35z.html

LEMO products and services are provided "as is". LEMO makes no warranties or representations with regard to LEMO product & services or use of them, express, implied or statutory, including for accuracy, completeness, or security. The user is fully responsible for his products and applications using LEMO components.

Cables

Cable PartNumber	Material	Colour	Cable image
CMN.04.T28.031PGCE	PVC	GREY	
CMN.04.T28.031PGZE		grey	
CMN.04.T28.031PNCE	PVC	Black	
CMN.04.T28.031PNZE			
CMN.04.T28.031QGC	TPR	Grey	
4041	PVC	Grey	
4050	PVC	Black	

https://www.lemo.com/int_en/solutions/originals/b-indoor-keyed/phg-00-304-clld35z.html

LEMO products and services are provided “as is”. LEMO makes no warranties or representations with regard to LEMO product & services or use of them, express, implied or statutory, including for accuracy, completeness, or security. The user is fully responsible for his products and applications using LEMO components.