



*Image for illustrative purpose only*

## Summary

[Request a quote](#)

[Catalog](#)

[See video assembly instructions](#)

[Customer Drawing](#)

Number of contacts Low Voltage	6
Wire Size/AWG	26 - 22
Gender	Standard
Plug	Plug - Straight
Locking system	Push-pull
Jacket cable outside diameter [mm]	4.30 - 5.20 mm
Size	1B
Suggested matching part	<a href="#">EGG.1B.306.CLL</a> <a href="#">PHG.1B.306.CYMD52Z</a>
Series	B - Indoor keyed

[https://www.lemo.com/int\\_en/solutions/originals/b-indoor-keyed/fgg-1b-306-cycd52z.html](https://www.lemo.com/int_en/solutions/originals/b-indoor-keyed/fgg-1b-306-cycd52z.html)

LEMO products and services are provided "as is". LEMO makes no warranties or representations with regard to LEMO product & services or use of them, express, implied or statutory, including for accuracy, completeness, or security. The user is fully responsible for his products and applications using LEMO components.

# Technical details

## Electrical Configuration

Number of contacts Low Voltage	6
Contact Termination Low voltage	Crimp
R (max)	6.1 mOhm
Insert configuration value	1B.306 - 6 Low Voltage
Insulator	Y: PEEK for crimp contacts
Rated current	7 A
Vtest (contact-contact)	2 kV (DC)
Vtest (contact-shell)	2 kV (DC)
Contact retention	22 N
Max. Conductor	0.34 mm <sup>2</sup> (AWG 22)
Min. Conductor	0.14 mm <sup>2</sup> (AWG 26)
Bucket Dia.	0.8 mm (0.031in)
Contact Dia.	0.7 mm (0.028in)
Wire Size/AWG	26 - 22
Gender	Standard

## Form & Material

Shell style / Model id	FG - Straight plug, cable collet and nut for fitting a bend relief
Plug	Straight
Housing material	Brass (chrome plated [SAE AMS 2460]) shell and collet nut, nickel plated [SAE AMS QQ N 290] brass latch sleeve and mid pieces
Locking system	Push-pull
Keying	G: 1 key (alpha=0, plug: male contacts, receptacle: female contacts)
Colour	Grey
Variant	Nut for fitting a bend relief
Weight	18 g

[https://www.lemo.com/int\\_en/solutions/originals/b-indoor-keyed/fgg-1b-306-cycd52z.html](https://www.lemo.com/int_en/solutions/originals/b-indoor-keyed/fgg-1b-306-cycd52z.html)

LEMO products and services are provided "as is". LEMO makes no warranties or representations with regard to LEMO product & services or use of them, express, implied or statutory, including for accuracy, completeness, or security. The user is fully responsible for his products and applications using LEMO components.

## Environment

Technical domain	Audio Video, Energy and Industrial, Medical, Semiconductor, Specialties and Other, Test and Measurement, Transportation, Aerospace and UAV
Environmental sealing (IP rating)	IP50
Endurance	5000 mating cycles
Temperature range	-55°C / +250°C (max. temperature valid for short periods of use.)
Climatical Category	55/175/21
Humidity (max)	<=95% [at 60 deg C /140 F]
Shielding (min)	75 dB (10 MHz)
Shielding (min)	40 dB (1 GHz)
Shock Resistance	100 g [ 6 ms]
Vibration	15 g [10 Hz - 2000 Hz]
Salt Spray Corrosion	>1000 hr

## Cable fixation

Cable termination protection	For cable bend relief
Fixation type	Cable collet
Jacket cable outside diameter [mm]	4.30 - 5.20 mm

# Recommended By Lemo

## Accessories

Replacement contact	<a href="#">FGG.1B.555.ZZC</a>
Compatible cap	<a href="#">BFG.1B.100.PCZG</a>

## Tools

Spanner	<a href="#">DCP.91.001.TN</a>
Positionner	<a href="#">DCE.91.071.BVC</a>
Extraction tool	<a href="#">DCC.07.04B.LAG</a>
Crimp tool	<a href="#">DPC.91.701.V</a>
Spanner wrench	<a href="#">DCD.1B.ZZZ.PA090</a>

[https://www.lemo.com/int\\_en/solutions/originals/b-indoor-keyed/fgg-1b-306-cycd52z.html](https://www.lemo.com/int_en/solutions/originals/b-indoor-keyed/fgg-1b-306-cycd52z.html)






LEMO products and services are provided "as is". LEMO makes no warranties or representations with regard to LEMO product & services or use of them, express, implied or statutory, including for accuracy, completeness, or security. The user is fully responsible for his products and applications using LEMO components.

Documents

Eplan

Download

Cables

Cable PartNumber	Material	Colour	Cable image
CMN.06.T28.044PGZE		grey	
CMN.06.T28.044PNZE			
106240	PTFE	White	
160140	PVC	Grey	
160260	PVC	Black	
6280	PVC	Black	