

SuperCool Series Thermoelectric Cooler Assembly

Note: This product is not recommended for new designs.

Please use the recommended replacement:

MFG Part Number: 387006704

Description: SLAX-215-24-02

The SLA-205-24-02 Liquid-to-Air thermoelectric cooler assembly is a high performance thermoelectric based liquid cooler. It is designed to temperature control small chambers used in medical diagnostics, lasers, imaging systems or sample storage compartments in analytical instrumentation. This unique, **patented** design offers a high performance hot side heat dissipation mechanism that convects heat more efficiently than conventional heat exchanger technologies. The design utilizes custom next-generation high-performance thermoelectric modules to maximize cooling capacity and premium grade fans to keep the noise down. Moisture resistant insulation is used to keep condensation from penetrating into the thermoelectric module cavity. This unit operates at 24 VDC and is designed for indoor lab use environment. It has a maximum Q_c of 202 Watts when $\Delta T = 0$ and a maximum ΔT of 40 °C at $Q_c = 0$.

US Patent US2016/0255746 A1

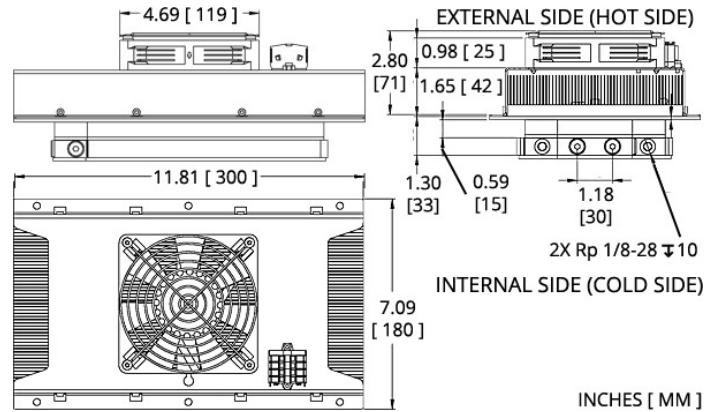


Features

- High performance
- Compact form factor
- Reliable solid-state operation
- RoHS-compliant

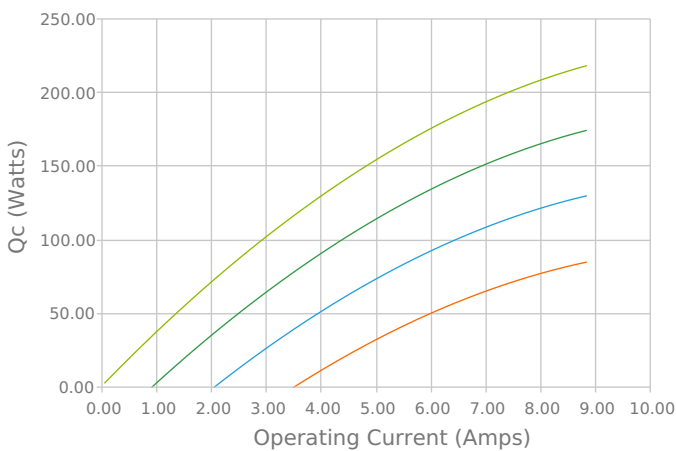
Applications

- Liquid Cooling Options for PET and SPECT Scanners
- Peltier Cooling for Refrigerated Centrifuges
- Heating and Cooling of Incubator Chambers
- Thermal Management Solutions for Beverage Cooling

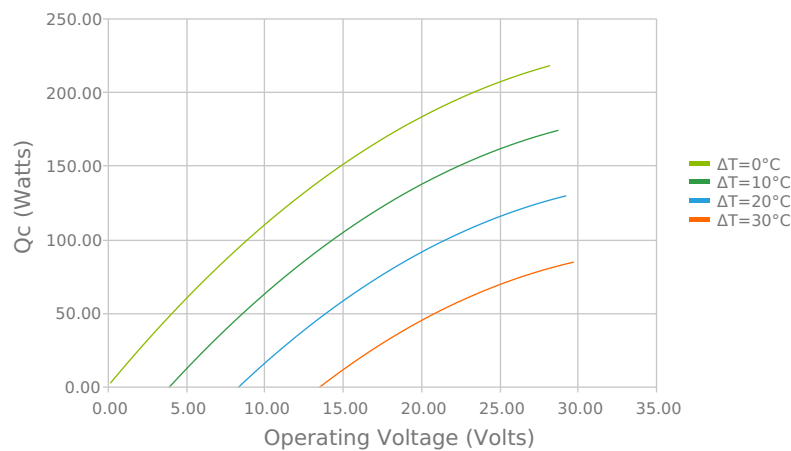


Electrical and Thermal Performance

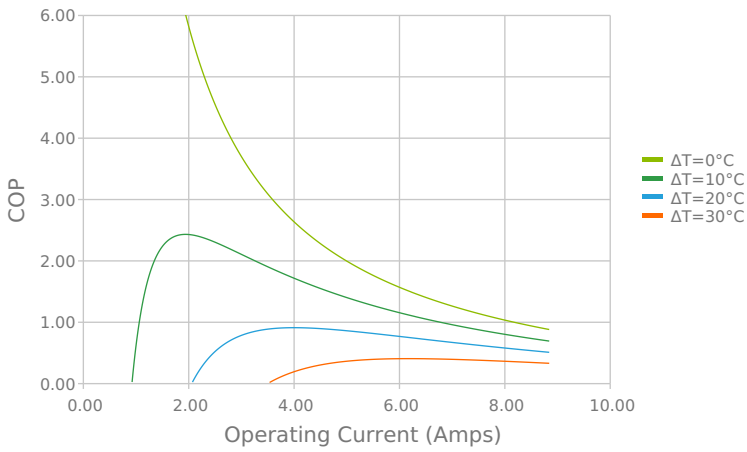
Heat Pumped at Cold Side (Q_c)
Tambient = 35°C



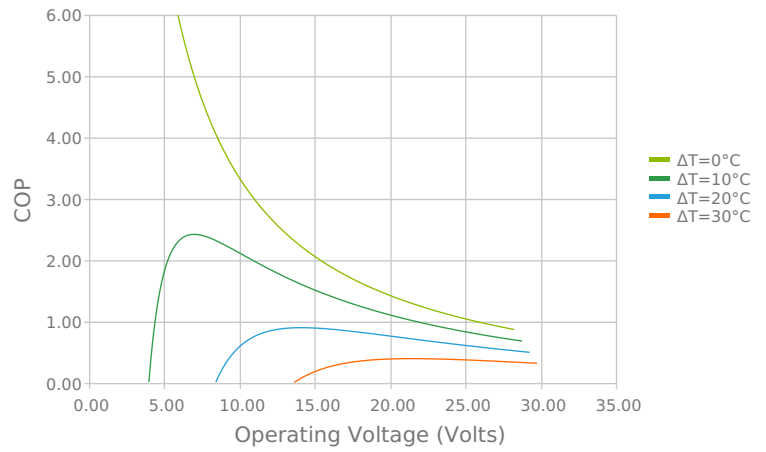
Heat Pumped at Cold Side (Q_c)
Tambient = 35°C



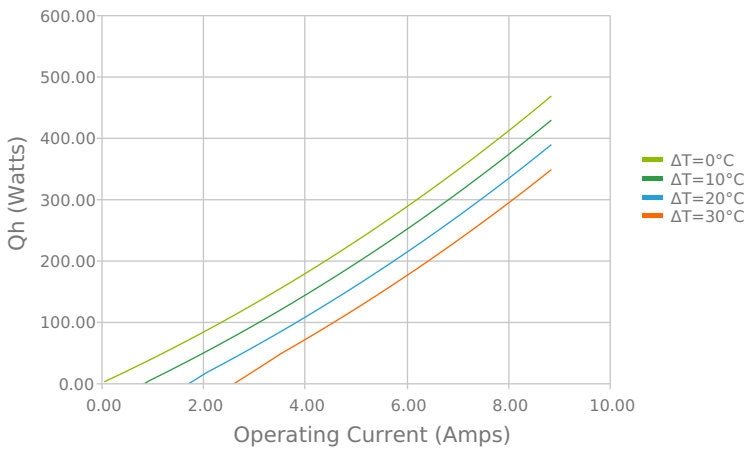
Coefficient of Performance (COP = Q_c/P_{in})
 $T_{ambient} = 35^{\circ}C$



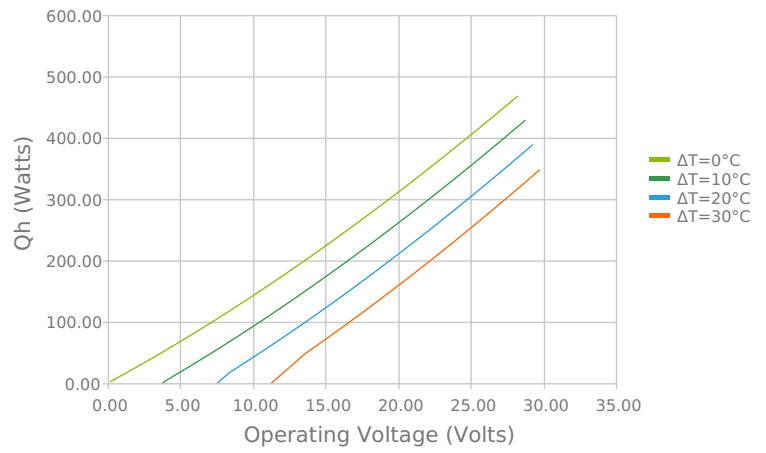
Coefficient of Performance (COP = Q_c/P_{in})
 $T_{ambient} = 35^{\circ}C$



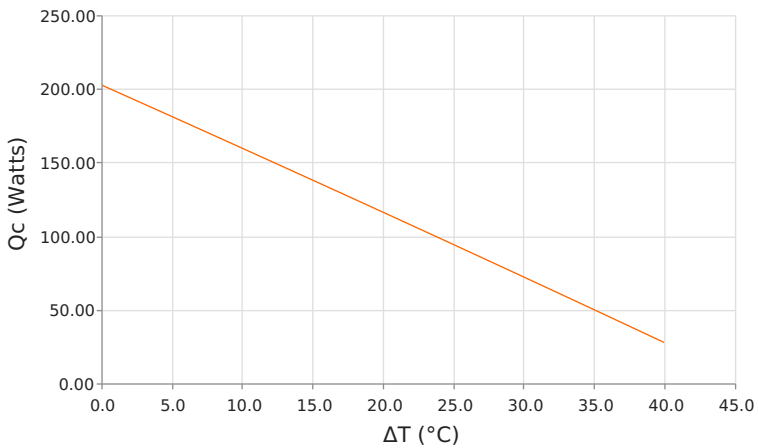
Total Heat Dissipated at Hot Side ($Q_h = Q_c + P_{in}$)
 $T_{ambient} = 35^{\circ}C$



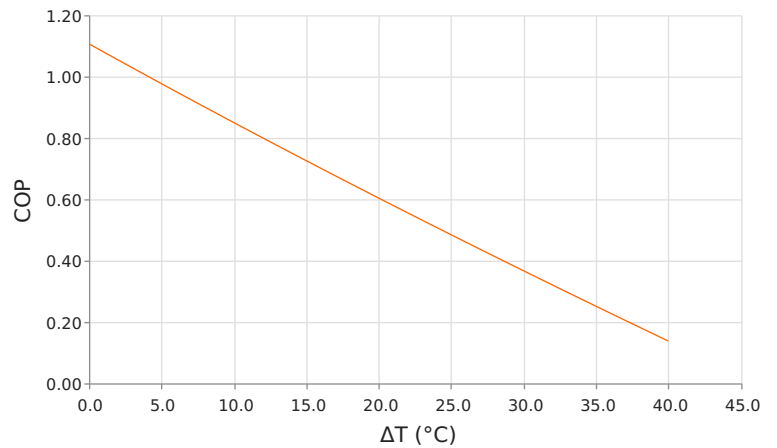
Total Heat Dissipated at Hot Side ($Q_h = Q_c + P_{in}$)
 $T_{ambient} = 35^{\circ}C$

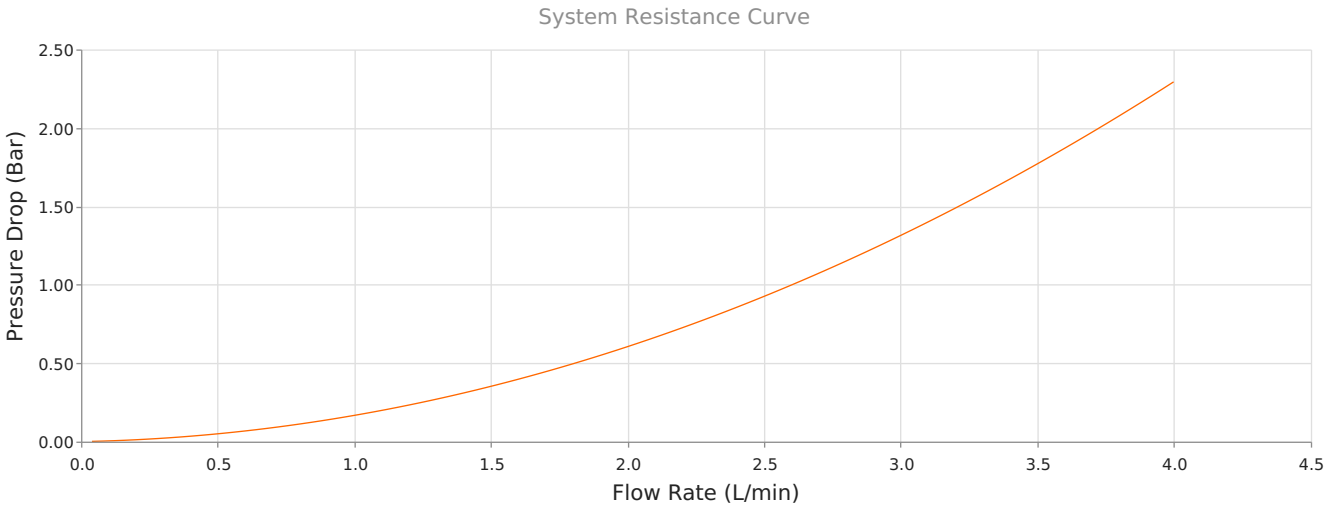


Heat Pumped at Cold Side (Q_c)
 $V_{operating} = 24$ Volts | $I_{operating} = 7.61$ Amps



Coefficient of Performance (COP = Q_c/P_{in})
 $V_{operating} = 24$ Volts | $I_{operating} = 7.61$ Amps



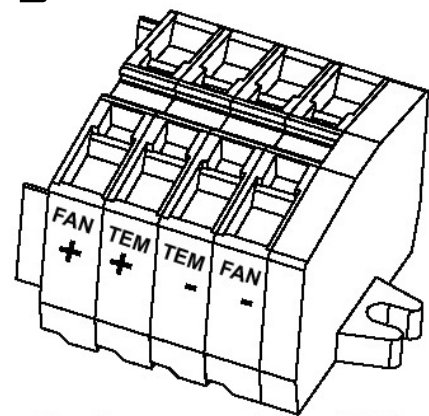
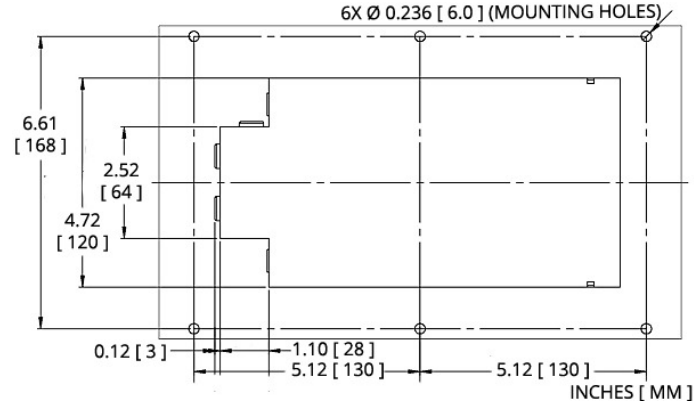


Specifications

Heat Transfer Mechanism, Cold Side	Liquid - Forced Convection
Heat Transfer Mechanism, Hot Side	Air - Forced Convection
Operating Temperature Range	-20°C to 60°C
Supply Voltage	24.0 VDC nominal / 28.0 VDC maximum
Current Draw	7.4 A running / 8.6 A startup
Power Supply	206.0 Watts
Performance Tolerance	10%
Hi-Pot Testing	750 VDC
Fan MTBF	50000 hours
Sound Level (1 m distance)	63 dBA
Weight	4.10 kg
Panel Mounting	Through

Mounting Hole Location

Wiring Schematic



Warning: Do not reverse current or use PWM on fan supply.

Notes

- ¹For indoor use only
- ²Units are generally maintenance free, however occasionally it is recommended to clean the heat sinks and fans of debris. This is best done with compressed air.

Any information furnished by Tark Thermal Solutions and its agents, whether in specifications, data sheets, product catalogues or otherwise, is believed to be (but is not warranted as being) accurate and reliable, is provided for information only and does not form part of any contract with Tark Thermal Solutions. All specifications are subject to change without notice. Tark Thermal Solutions assumes no responsibility and disclaims all liability for losses or damages resulting from use of or reliance on this information. All Tark products are sold subject to the Tark Thermal Solutions Terms and Conditions of sale (including Tark’s limited warranty) in effect from time to time, a copy of which will be furnished upon request.

© Copyright 2025 Tark Thermal Solutions, Inc. All rights reserved.

Revision: 00 Date: 06-01-2022

Print Date: 05-29-2025