

N Male Right Angle Connector Clamp/Solder Attachment For FM-SR250ALTN, RG401

RA type N male connector with clamp/solder attachment for FM-SR250ALTN and RG401, part number FMCN1915, from Fairview Microwave is in-stock and ships same day. Its right angle body geometry facilitates connections in tight spaces.

Fairview's RA type N male connector FMCN1915 datasheet specifications and outline drawing are shown in this PDF below. Our extensive offering of RF, microwave and millimeter wave connectors allows designers to configure and customize their signal connections however they like. From providing an I/O for a board design to creating a custom cable assembly configuration, Fairview Microwave has a connector solution to meet your needs. Fairview Microwave also has the expertise to build your custom cable assemblies for you and ship them same-day.

Mechanical Specifications

Size	
Length	1.29 in [32.77 mm]
Width/Dia.	0.8 in [20.32 mm]
Height	1.96 in [49.78 mm]
Weight	0.22 lbs [99.79 g]

Material Specifications

Description	Material	Plating
Contact	Brass	Gold 30µ in. minimum
Insulation	Teflon	
Body	Brass	Nickel 100µ in. minimum
Coupling Nut	Brass	Nickel 100µ in. minimum

Compliance Certifications (see [product page](#) for current document)

Plotted and Other Data

Notes:



Configuration:

- N Male Connector
- MIL-STD-348A
- 50 Ohms
- Right Angle Body Geometry
- FM-SR250ALTN, RG401 Inter-face Type
- Clamp/Solder Attachment

Features:

- Gold Plated Brass Contact
- 30µ in. minimum contact plating

Applications:

- General Purpose Test
- Custom Cable Assemblies


Fairview Microwave
301 Leora Ln., Suite 100
Lewisville, TX 75056
Tel: 1-800-715-4396 / (972) 649-6678
Fax: (972) 649-6689
www.fairviewmicrowave.com
sales@fairviewmicrowave.com

N Male Right Angle Connector Clamp/Solder Attachment For FM-SR250ALTN, RG401 from Fairview Microwave is in-stock and available to ship same-day. All of our RF/microwave products are available off-the-shelf from our ISO 9001:2008 certified facilities in Lewisville, Texas. Fairview Microwave is RF on-demand.

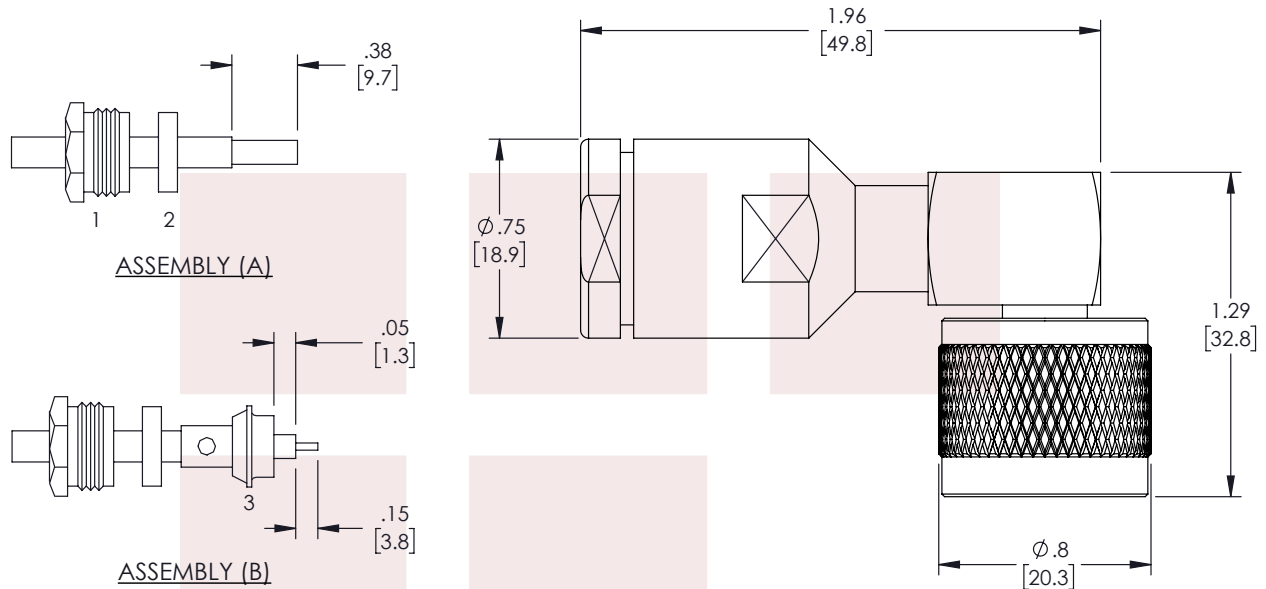
For additional information on this product, please click the following link: [N Male Right Angle Connector Clamp/Solder Attachment For FM-SR250ALTN, RG401 FMCN1915](#)

URL: <https://www.fairviewmicrowave.com/n-male-standard-pe-sr401al-pe-sr401fl-rg401-connector-fmcn1915-p.aspx>

The information contained in this document is accurate to the best of our knowledge and representative of the part described herein. It may be necessary to make modifications to the part and/or the documentation of the part, in order to implement improvements. Fairview Microwave reserves the right to make such changes as required. Unless otherwise stated, all specifications are nominal. Fairview Microwave does not make any representation or warranty regarding the suitability of the part described herein for any particular purpose, and Fairview Microwave does not assume any liability arising out of the use of any part or documentation.



REVISIONS			
REV.	DESCRIPTION	DATE	APPROVED
A	INITIAL RELEASE	06/07/22	AGANWANI



ASSEMBLY PROCEDURES

1. SLIDE CLAMP NUT (1) & GASKET (2) OVER CABLE.
STRIP CABLE AS SHOWN IN ASSEMBLY (A).
DO NOT CUT DIELECTRIC.
2. SLIDE ADAPTER (3) OVER CABLE UNTIL ADAPTER (3)
BOTTOMS ON OUTER CONDUCTOR. SOLDER ADAPTER (3)
TO OUTER CONDUCTOR USING MINIMUM HEAT.
3. STRIP CABLE AS SHOWN IN ASSEMBLY (B).
SOLDER CONTACT TO CENTER CONDUCTOR.
SLIDE ASSEMBLY FORWARD & TIGHTEN TO BODY.

THESE COMMODITIES, TECHNOLOGY OR SOFTWARE WERE EXPORTED FROM THE UNITED STATES IN ACCORDANCE WITH THE EXPORT
ADMINISTRATION REGULATIONS. DIVERSION CONTRARY TO U.S. LAW PROHIBITED.

TITLE

N Male Right Angle Connector Clamp/Solder
Attachment For FM-SR250ALTN, RG401

UNLESS OTHERWISE SPECIFIED LEADING DIMENSIONS ARE INCHES
DIMENSIONS IN [] ARE MILLIMETERS

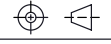
TOLERANCES:

.X = ±.2 [5.08] FRACTIONS
.XX = ±.02 [.51] ± 1/32
XXX = ±.005 [.13] ANGLES ± 1°

CABLE LENGTH (L) TOLERANCES:

L ≤ 12 [305] = +1 [25] / -0
12 [305] < L ≤ 60 [1524] = +2 [51] / -0
60 [1524] < L ≤ 120 [3048] = +4 [102] / -0
120 [3048] < L ≤ 300 [7620] = +6 [152] / -0
300 [7620] < L = +5%L / -0

THIRD-ANGLE PROJECTION



THE INFORMATION AND
DESIGN IN THIS DOCUMENT
IS THE PROPERTY OF
FAIRVIEW MICROWAVE CORPORATION.
ALL RIGHTS RESERVED.

SHEET 1 OF 1

SCALE N/A

SIZE A	CAGE CODE 3FKR5	DRAWN BY VTHANGARAJ	ITEM NO. FMCN1915	REV A
-----------	--------------------	------------------------	----------------------	----------

T-Rev.D