

## SMA Male to RA SMA Male Cable FM-F141 Coax in 18 Inch

The SMA male to RA SMA male 18 inch cable using FM-F141 coax, part number FMCA2156-18, from Fairview Microwave is in-stock and ships same day. This Fairview SMA to SMA cable assembly has a male to male gender configuration with 50 ohm flexible FM-F141 coax. Fairview Microwave's flexible RF cable assemblies are ideal for applications where tight bends and continual flexure are required. The FMCA2156-18 SMA male to SMA male cable assembly operates to 12.4 GHz. The right angle SMA interface on the FM-F141 cable allows for easier connections in tight spaces. The double shielding of this Fairview cable assembly provides excellent shielding effectiveness.

Custom versions of most RF cable assemblies can be built and shipped same day. Custom cable assembly lengths can be obtained by specifying the desired length on the web site at time of order or by contacting a sales representative. Other RF cable assembly value added services including connector orientation or clocking, heat shrink booting and labeling are also available. RF testing can also be performed to document the electrical performance of your cable assembly.

### Electrical Specifications

Description	Min	Typ	Max	Units
Frequency Range	DC		12.4	GHz
VSWR			1.5:1	

### Performance by Frequency

Description	F1	F2	F3	F4	F5	Units
Frequency	0.5	1	2.5	5	12.4	GHz
Insertion Loss (Typ.)	0.41	0.46	0.57	0.7	0.99	dB

#### Electrical Specification Notes:

The insertion loss data above include the performance specifications of the coax and connectors used in the assembly. The insertion loss is estimate as 0.1 dB for the straight connector and 0.2 dB for the right angle connector.


### Mechanical Specifications

#### Cable Assembly

Weight 0.06 lbs [27.22 g]

#### Cable

Cable Type FM-F141  
 Impedance 50 Ohms  
 Dielectric Type PTFE  
 Number of Shields 2  
 Shield Layer 1 Silver Plated Copper Tape  
 Shield Layer 2 Silver Plated Copper Braid  
 Jacket Material FEP, Blue  
 Jacket Diameter 0.163 in [4.14 mm]



### Configuration:

- SMA Male
- SMA Male Right Angle
- FM-F141

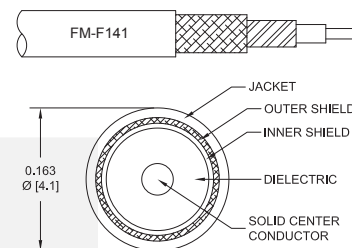
### Features:

- Max Frequency 12.4 GHz
- Double Shielded
- FEP Jacket

### Applications:

- General Purpose
- Laboratory Use

### Cable Diagram:



Fairview Microwave  
 301 Leora Ln., Suite 100  
 Lewisville, TX 75056  
 Tel: 1-800-715-4396 / (972) 649-6678  
 Fax: (972) 649-6689  
[www.fairviewmicrowave.com](http://www.fairviewmicrowave.com)  
[sales@fairviewmicrowave.com](mailto:sales@fairviewmicrowave.com)

## Connectors

Description	Connector 1	Connector 2
Type	SMA Male	SMA Male
Impedance	50 Ohms	50 Ohms
Contact Material & Plating	Brass, Gold	Brass, Gold
Contact Plating Spec.	50 µin	MIL-G-45204
Dielectric Type	PTFE	PTFE
Body Material & Plating	Stainless Steel, Gold	Stainless Steel, Gold
Body Plating Spec.	10 µin	MIL-G-45204
Coupling Nut Material & Plating	Brass, Nickel	
Coupling Nut Plating Spec.	100 µin	
Hex Size	5/16 inch	
Torque	5 in-lbs 0.57 Nm	

**Compliance Certifications** (see [product page](#) for current document)

## Plotted and Other Data

Notes:

## How to Order

Part Number Configuration:

**FMCA2156 - xx uu**

cm = Centimeters  
 <blank> = Inches  
 Length

Example: FMCA2156-12 = 12 inches long cable  
 FMCA2156-100cm = 100 cm long cable

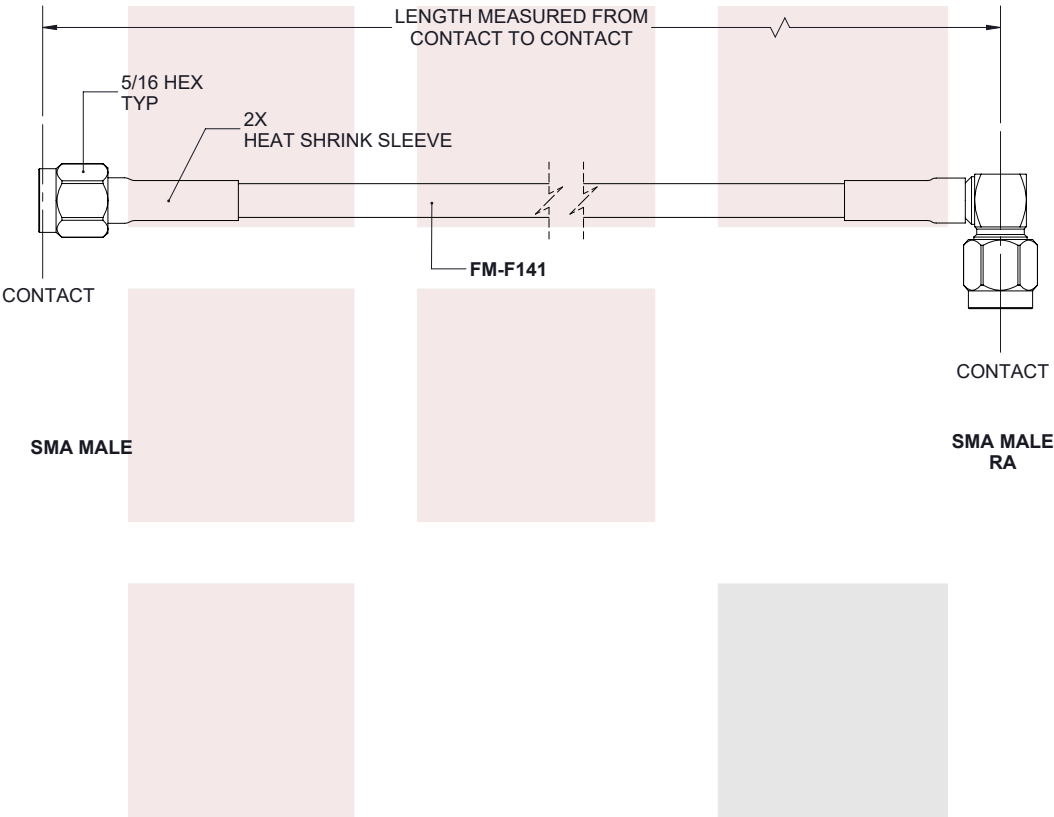
SMA Male to RA SMA Male Cable FM-F141 Coax in 18 Inch from Fairview Microwave has same day shipment for domestic and International orders. Our RF, microwave and millimeter wave products maintain a 99% availability and are part of the broadest selection in the industry.

Click the following link to obtain additional part information: [SMA Male to RA SMA Male Cable FM-F141 Coax in 18 Inch FMCA2156-18](#)

URL: <https://www.fairviewmicrowave.com/sma-male-ra-sma-male-cable-fm-f141-coax-fmca2156-18-p.aspx>

The information contained in this document is accurate to the best of our knowledge and representative of the part described herein. It may be necessary to make modifications to the part and/or the documentation of the part, in order to implement improvements. Fairview Microwave reserves the right to make such changes as required. Unless otherwise stated, all specifications are nominal. Fairview Microwave does not make any representation or warranty regarding the suitability of the part described herein for any particular purpose, and Fairview Microwave does not assume any liability arising out of the use of any part or documentation.

REVISIONS			
REV.	DESCRIPTION	DATE	APPROVED
A	INITIAL RELEASE	2/10/2020	S.ELLIS



THESE COMMODITIES, TECHNOLOGY OR SOFTWARE WERE EXPORTED FROM THE UNITED STATES IN ACCORDANCE WITH THE EXPORT ADMINISTRATION REGULATIONS. DIVERSION CONTRARY TO U.S. LAW PROHIBITED.

<div><div><div></div><div></div><div></div><div></div></div><div><div>Fairview Microwave™</div><div>an INFINITe brand</div></div></div>	UNLESS OTHERWISE SPECIFIED LEADING DIMENSIONS ARE INCHES DIMENSIONS IN [ ] ARE MILLIMETERS			THIRD-ANGLE PROJECTION 	
TITLE  SMA Male to RA SMA Male Cable FM-F141 Coax in 18 Inch	TOLERANCES:			CABLE LENGTH (L) TOLERANCES:	
	.X = ±.2 [ .51 ]    FRACTIONS    ± 1/32 .XX = ±.02 [ .51 ]    ANGLES ± 1° .XXX = ±.005 [ .13 ]			L ≤ 12 [305] = +1 [25] / -0 12 [305] < L ≤ 60 [1524] = +2 [51] / -0 60 [1524] < L ≤ 120 [3048] = +4 [102] / -0 120 [3048] < L ≤ 300 [7620] = +6 [152] / -0 300 [7620] < L = +5%L / -0	
	ALL DIMENSIONS SHOWN ARE FOR REFERENCE ONLY.			SHEET 1 OF 1	
				SCALE N/A	
SIZE A	CAGE CODE 3FKR5	DRAWN BY K.DANG	ITEM NO. FMCA2156	REV A	

T-Rev.D