

Plenum Low PIM Snap-On 4.3-10 Male to N Female Bulkhead Cable SPP-250-LLPL Coax in 60 Inch Using Times Microwave Parts

The 4.3-10 male snap-on to type N female bulkhead 60 inch cable using SPP-250-LLPL coax, part number FMCA1896-60, from Fairview Microwave is in-stock and ships same day. This Fairview 4.3-10 to type N cable assembly has a male to female gender configuration with 50 ohm corrugated SPP-250-LLPL coax. Fairview Microwave's corrugated RF cable assemblies are ideal for applications where durability and high power are needed. Our low PIM design offers excellent passive intermodulation performance with PIM levels better than -160 dBc. The FMCA1896-60 4.3-10 male to type N female cable assembly operates to 5.8 GHz. Our RF cable assembly with type N bulkhead interface allows designers to create external connections on their product enclosures, and can be used in a variety of other rack mount and panel mount applications. Times Microwave cable is used in each assembly and TMS components are used to form connections with the super flexible low PIM cable. These cable assemblies are expertly built to satisfy your specific need with high quality Times Microwave Systems manufactured parts.

Custom versions of most RF cable assemblies can be built and shipped same day. Custom cable assembly lengths can be obtained by specifying the desired length on the web site at time of order or by contacting a sales representative. Other RF cable assembly value added services including connector orientation or clocking, heat shrink booting and labeling are also available. RF testing can also be performed to document the electrical performance of your cable assembly.

Electrical Specifications

Description	Min	Typ	Max	Units
Frequency Range	DC		5.8	GHz
VSWR			1.4:1	
Velocity of Propagation		76		%
RF Shielding	100			dB
Passive Intermodulation		-165	-160	dBc
Capacitance		27 [88.58]		pF/ft [pF/m]
Inductance		0.067 [0.22]		uH/ft [uH/m]
DC Resistance Inner Conductor		3 [9.84]		Ω /1000ft [Ω /Km]

Performance by Frequency

Description	F1	F2	F3	F4	F5	Units
Frequency	0.45	0.7	1	2.5	5.8	GHz
Insertion Loss (Max.)	0.36	0.43	0.49	0.73	1.09	dB

Electrical Specification Notes:

PIM test results vary between cables

The Insertion Loss data above is based on the performance specifications of the coax used in this assembly. The Insertion Loss includes an estimated insertion loss of $0.1 \cdot \sqrt{\text{FGHz}}$ dB for the male connector and 0.1 dB for the female connector.



Configuration:

- Snap-On 4.3-10 Male
- TC-SPP250-4310MS-LP
- N Female Bulkhead
- TC-SPP250-NF-BH-LP
- SPP-250-LLPL

Features:

- Max Frequency 5.8 GHz
- Low PIM: -160 dBc Max
- Shielding Effectivity > 100 dB
- 76% Phase Velocity
- FEP Jacket
- 100% Tested with PIM Test Results Marked on Cable
- UL910 Plenum Rated Cable
- Lightweight and Extremely Flexible
- Low Loss with Excellent VSWR
- IP67 (when mated)
- Using Times Microwave Components

Applications:

- General Purpose
- Laboratory Use
- Low PIM Applications
- Distributed Antenna Systems (DAS)
- Plenum Installations
- Multi-Carrier Communication Systems
- PIM Testing

Cable Diagram:

Fairview Microwave
 301 Leora Ln., Suite 100
 Lewisville, TX 75056
 Tel: 1-800-715-4396 / (972) 649-6678
 Fax: (972) 649-6689
www.fairviewmicrowave.com
sales@fairviewmicrowave.com

Mechanical Specifications

Cable Assembly

Length* 60 in [152.4 cm]

Cable

Cable Type	SPP-250-LLPL
Impedance	50 Ohms
Inner Conductor Type	Solid
Inner Conductor Material and Plating	Copper
Dielectric Type	PTFE
Number of Shields	1
Shield Layer 1	Helically Corrugated Copper Tube
Outer Conductor Material and Plating	Copper
Outer Conductor Diameter	0.25 in [6.35 mm]
Jacket Material	FEP, Blue
Jacket Diameter	0.28 in [7.11 mm]
One Time Minimum Bend Radius	1.25 in [31.75 mm]
Bending Moment	0.8 lbs-ft [1.08 N-m]

Connectors

Description	Connector 1	Connector 2
Type	4.3-10 Male	N Female
Mount Method		Bulkhead
Impedance	50 Ohms	50 Ohms
Connection Method	Snap-On	
Contact Material & Plating	Brass, Silver	Phosphor Bronze, Silver
Contact Plating Spec.	200 μ in	196 μ in
Dielectric Type	PTFE	PTFE
Outer Cond Material & Plating		Brass, Tri-Metal
Outer Cond Plating Spec.		118 μ in
Body Material & Plating	Brass, Tri-Metal	Brass, Tri-Metal
Body Plating Spec.	80 μ in	118 μ in
Coupling Nut Material & Plating	Brass, Tri-Metal	
Coupling Nut Plating Spec.	80 μ in	
Torque	44.25 in-lbs 5 Nm	10 in-lbs 1.13 Nm

Environmental Specifications

Temperature

Operating Range	-55 to +200 deg C
Storage Range	-55 to +200 deg C
Plenum Rating	UL910

Compliance Certifications (see [product page](#) for current document)

Plotted and Other Data

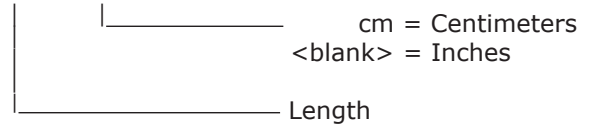
Notes:

- Values at 25°C, sea level.

How to Order

Part Number Configuration:

FMCA1896 - xx uu



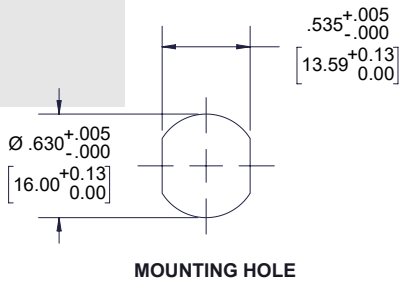
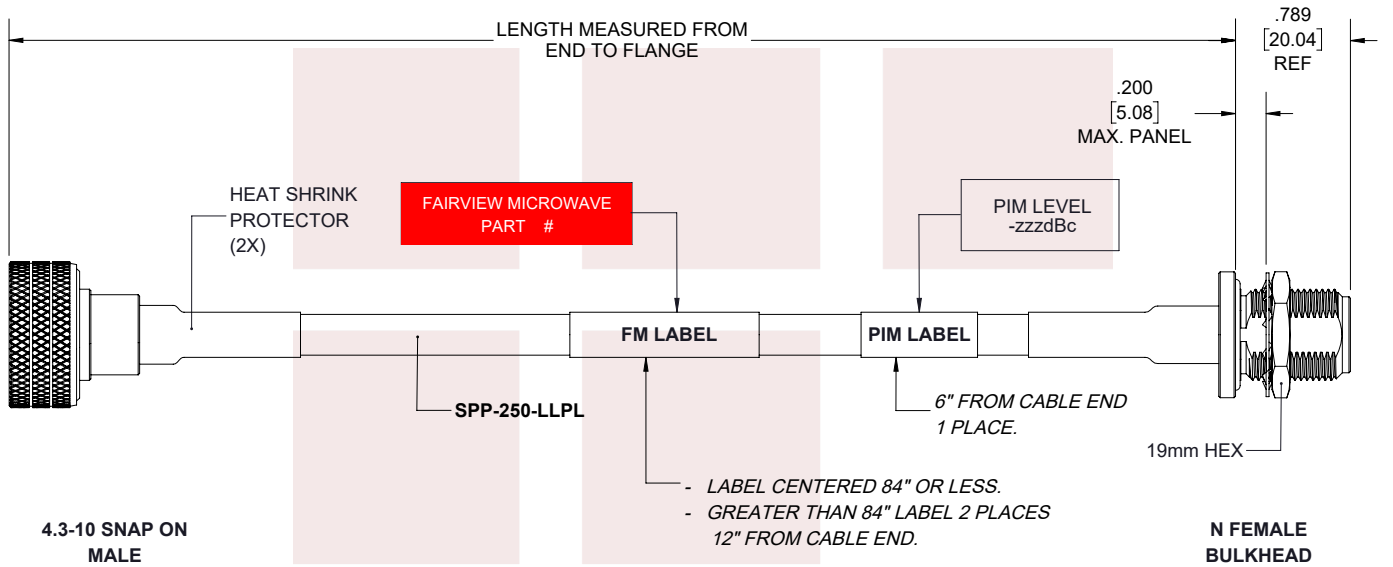
Example: FMCA1896-12 = 12 inches long cable
FMCA1896-100cm = 100 cm long cable

Plenum Low PIM Snap-On 4.3-10 Male to N Female Bulkhead Cable SPP-250-LLPL Coax in 60 Inch Using Times Microwave Parts from Fairview Microwave has same day shipment for domestic and International orders. Our RF, microwave and millimeter wave products maintain a 99% availability and are part of the broadest selection in the industry.

Click the following link to obtain additional part information: [Plenum Low PIM Snap-On 4.3-10 Male to N Female Bulkhead Cable SPP-250-LLPL Coax in 60 Inch Using Times Microwave Parts FMCA1896-60](https://www.fairviewmicrowave.com/low-pim-4.3-10-male-n-female-cable-spp250llpl-coax-fmca1896-60-p.aspx)

URL: <https://www.fairviewmicrowave.com/low-pim-4.3-10-male-n-female-cable-spp250llpl-coax-fmca1896-60-p.aspx>

The information contained in this document is accurate to the best of our knowledge and representative of the part described herein. It may be necessary to make modifications to the part and/or the documentation of the part, in order to implement improvements. Fairview Microwave reserves the right to make such changes as required. Unless otherwise stated, all specifications are nominal. Fairview Microwave does not make any representation or warranty regarding the suitability of the part described herein for any particular purpose, and Fairview Microwave does not assume any liability arising out of the use of any part or documentation.



STANDARD TOLERANCES	
.X	±0.2
.XX	±0.01
.XXX	±0.005

*STANDARD TOLERANCES APPLY ONLY TO DIMENSIONS IN INCHES

<p>Fairview Microwave an INFINIT[®] brand</p>	NOTES: 1. UNLESS OTHERWISE SPECIFIED ALL DIMENSIONS ARE NOMINAL. 2. ALL SPECIFICATIONS ARE SUBJECT TO CHANGE WITHOUT NOTICE AT ANY TIME. 3. DIMENSIONS ARE IN INCHES [mm].			
	DWG NO FMCA1896		CAGE CODE 3FKR5	
TITLE Plenum Low PIM Snap-On 4.3-10 Male to N Female Bulkhead Cable SPP-250-LLPL Coax in 60 Inch Using Times Microwave Parts				
CAD FILE	06/05/19	SHEET	1 OF 1	SCALE N/A
		SIZE	A	7361