

6

5

4

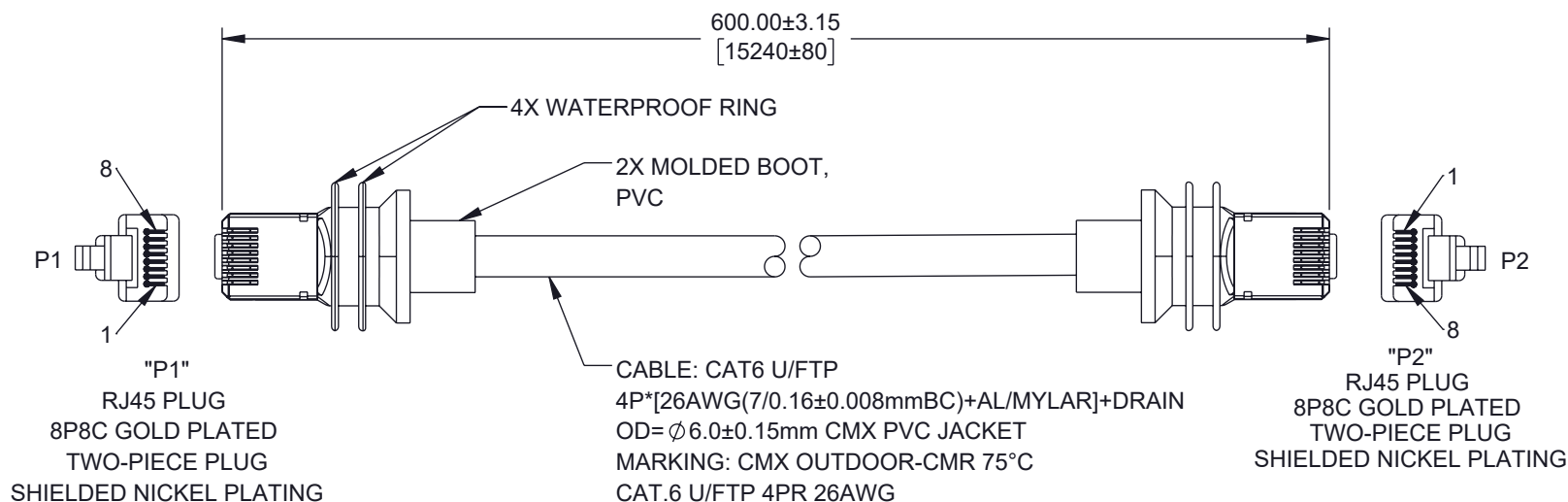
3

2

1

REVISION

ZONE	REV	DESCRIPTION	DATE	CHANGED BY	APPROVED
	A	INITIAL RELEASE	12/12/2024	TDUFRENE	DGUST



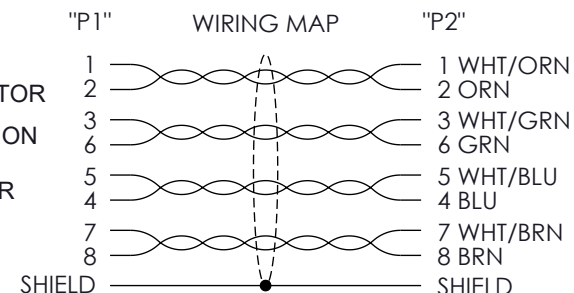
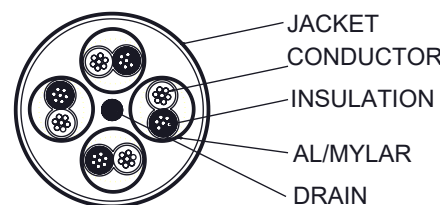
NOTES:

- OVERVIEW:
BANDWIDTH: 250MHZ
WIRING SCHEME – T568B
TEMPERATURE RATING
INSTALLATION: 0°C~50°C
OPERATION: -40°C~75°C
VOLTAGE RATING – 30V
UV RESISTANT
INSULATION – FMPE
DIAMETER – 1.04±0.05mm.
- ELECTRICAL CHARACTERISTICS
CONDUCTOR DC RESISTANCE – 15.2Ω/100m (MAXIMUM)
IMPEDANCE – 100Ω
CAPACITANCE – 5600PF/100m
PROPAGATION DELAY – 545NS/100m (MAXIMUM)
DELAY SKEW – 45NS/100m (MAXIMUM)
PASS FLUKE DSX 8000 CHANNEL TEST

REGULATORY COMPLIANCE:

EU ROHS DIRECTIVE (MOST RECENT RELEASED VERSION).

THE INFORMATION CONTAINED IN THIS DRAWING IS THE SOLE PROPERTY OF INFINITE ELECTRONICS, INC. ANY REPRODUCTION IN PART OR WHOLE WITHOUT THE WRITTEN PERMISSION OF INFINITE ELECTRONICS, INC. IS PROHIBITED. THESE COMMODITIES, TECHNOLOGY OR SOFTWARE WERE EXPORTED FROM THE UNITED STATES IN ACCORDANCE WITH THE EXPORT ADMINISTRATION REGULATIONS. DIVERSION CONTRARY TO U.S. LAW PROHIBITED.



UNLESS OTHERWISE SPECIFIED
LEADING DIMENSIONS ARE INCHES
DIMENSIONS IN [] ARE MILLIMETERS

TOLERANCES:
X = ±.2 [5] FRACTIONS
.XX = ±.02 [0.5] ± 1/32
.XXX = ±.005 [0.13] ANGLES ± 1°

CABLE LENGTH TOLERANCES:
≤12 [305] = +1 [25] / -0
>12 [305] ≤ 60 [1524] = +2 [51] / -0
>60 [1524] ≤ 120 [3048] = +4 [102] / -0
>120 [3048] ≤ 300 [7620] = +6 [152] / -0
>300 [7620] = +5% / -0

ALL DIMENSIONS ARE FOR REFERENCE ONLY
AND SUBJECT TO CHANGE WITHOUT NOTICE.
UN-DIMENSIONED/NON-CRITICAL FEATURES
MAY VARY IN SIZE AND LOCATION
COLORS MAY VARY

L-com
an INFINIT® brand

Website: www.L-com.com
Phone: 1.800.341.5266 | 1.978.682.6936



INTERPRET ALL DIMENSIONS AND
TOLERANCES PER ASME Y14.5

SCALE SHEET
NONE 1 OF 1

DESCRIPTION

STARLINK G3 REPLACEMENT CABLE, M-M, 50F

SIZE	CAGE CODE	DRAWN BY	ITEM NO.	REV
A	43321	TDUFRENE	TSLG3-RCMM-50F	A

6

5

4

3

2

1