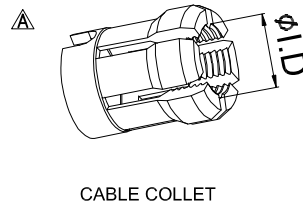
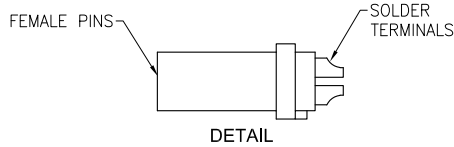
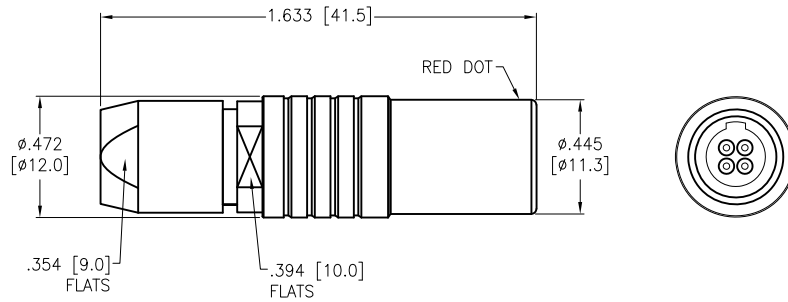


APPROVED: _____
DATE: _____ TITLE: _____

Rev	AWO #	Description	Date	Appr
-		RELEASED	8/16/21	
A		UPDATE DRAWING	3/2/23	

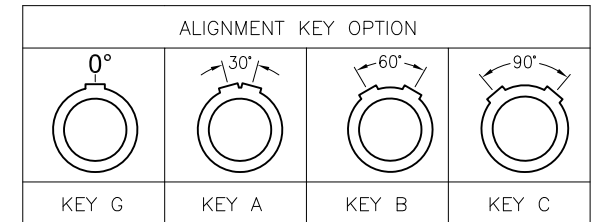


MMI-M1FXXXSXX

ALIGNMENT KEY
G = 0°
A = 30°
B = 60°
C = 90°

CABLE COLLET SIZE
42 = 3.2mm ~ 4.2mm ID
52 = 4.2mm ~ 5.2mm ID
62 = 5.2mm ~ 6.2mm ID
72 = 6.2mm ~ 7.2mm ID

OF POSITIONS
02, 03, 04, 05, 06,
07, 08, 10, 14 & 16



	2 Pin	3 Pin	4 Pin	5 Pin	6 Pin	7 Pin	8 Pin	10 Pin	14 Pin	16 Pin
Configuration										
Diameter of Pin	0.1.3	0.1.3	0.0.9	0.0.9	0.0.7	0.0.7	0.0.7	0.0.5	0.0.5	0.0.5
Testing Voltage	1300V	1300V	1200V	1200V	1000V	1000V	1000V	800V	800V	800V
Working Voltage	300V	300V	250V	250V	200V	200V	200V	200V	200V	200V
Rated Current / Pin	9A	9A	8A	7A	5A	5A	5A	2A	2A	2A
Max. Wire Awg	20	20	22	22	24	24	24	28	28	28

SPECIFICATIONS:

Material:

Housing (Body): Brass, Nickel plated

Insulator: PEEK

Terminal: Brass, Gold Plated

Electrical:

Voltage Rating: See chart

Current Rating: See chart

Dielectric withstanding voltage: See chart

Electrical Life: 5,000 Cycles min.

Temperature Rating:

Operating temperature: -55°C to +150°C

Environmental:

IP50 Protection (Mated Condition)

Lead free, RoHS compliant



UNLESS OTHERWISE SPECIFIED
ALL DIMENSIONS ARE INCHES [MM]
TOLERANCES: EXCEPT AS NOTED
INCHES HOLES
.X ± .10 Ø.X ± .10
.XX ± .020 Ø.XX ± .015
.XXX ± .015 Ø.XXX ± .010

APPROVALS		DATE
DRAWN	SS	8/16/21
CHECKED	SS	8/16/21
APPROVED		

ADAM
TECH

909 Rahway Avenue,
Union, NJ 07083
Phone: 908-687-5000
Fax: 908-687-5710

TITLE
PUSH-PULL CONNECTOR FEMALE PLUG, METAL,
SIZE 1, SOLDER TERMINAL, IP50

SIZE	PART NO.	REV.
X	MMI-M1FXXXSXX	A
REF:	SXXXXX	SCALE: NTS
SHEET 1 OF 1		