



SENSERT Base Unit

SENSERT™ is a remote process monitoring and alert system. A variety of sensors, such as temperature, humidity, vibration, and pressure, can be hardwired directly to the SENSERT Base Unit or wirelessly connected via the SENSERT Remote I/O. Sensor data is monitored in real-time and alerts are triggered based upon customizable thresholds.

FEATURES

- Sensor Monitoring
- Real-Time Alerts
- Android/iOS
- Cloud Based Data
- Hardwire and Wireless Sensor Compatibility
- Up to 5 Remote I/O's can be linked to a single Base Unit

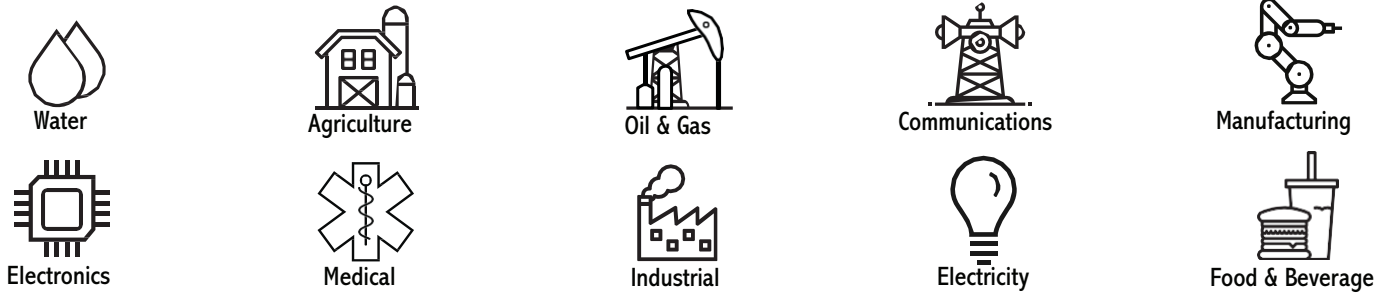
ORDERING INFORMATION

Product	Product Number	Features
SENSERT WiFi Base Unit	SST-BWF1HH	<ul style="list-style-type: none"> • WiFi Cloud Communication and Wireless Device Communication • Hardwired Power • Hybrid DIN Rail and Panel Mount
SENSERT Cellular Base Unit	SST-BCA1HH	<ul style="list-style-type: none"> • Cellular Cloud Communication and Wireless Device Communication • Hardwired Power • Hybrid DIN Rail and Panel Mount
SENSERT Remote I/O Standard	SST-RBM1CP	<ul style="list-style-type: none"> • Bluetooth LE Cloud Communication and Wireless Device Communication • Combination Battery and Hardwired Power • Panel Mount
SENSERT Remote I/O Repeater	SST-RBM1HP	<ul style="list-style-type: none"> • Bluetooth Mesh Cloud Communication and Wireless Device Communication • Hardwired Power • Panel Mount

SPECIFICATIONS

POWER SUPPLY	9-30 VDC
ANALOG INPUTS	4 - 0-20 mA, 4-20 mA, 0-5 V, 0-10V
DIGITAL INPUTS	2 - Dry Contact or NPN Type
DIGITAL OUTPUT	1 - Relay (240 VAC, 5A)
INTERNAL MEASUREMENTS	Temperature and Humidity
ANALOG CHANNEL IMPEDANCE	mA: 200 ohm V: 1M ohm
DIGITAL INPUTS	
TYPE	Dry Contact or NPN Type
LOGIC LEVELS	Logical Level "0" : From 0 to 0.5 VDC Logical Level "1" : From 3 to 30 VDC
MAXIMUM VOLTAGE	12 VDC
INPUT IMPEDANCE	500k ohm
INPUT CURRENT @ 12 VDC (TYPICAL)	2mA
MAXIMUM FREQUENCY (SQUARE WAVE)	Dry Contact: 500 Hz NPN: 500 Hz
MINIMUM PULSE DURATION	Dry Contact: 2 ms NPN: 2 ms
RESOLUTION	4096 (12 bit ADC)
REPORT INTERVAL	Configurable
DATA	As frequent as every 30 seconds
ALERTS	Configurable through the SENSERT Mobile App or Web Portal. Each channel can be configured for a high or low threshold value as well as custom alerts.
OPERATION TEMP	-4 to 131°F (-20 to 55°C)
ACCURACY	1% for all inputs, 2% for internal measurements
COMMUNICATION	RS485 [FUTURE DEVELOPMENT]
DISTANCE	The Remote I/O can communicate up to 100m away (line-of-sight). Exact communication distance will be affected by objects between the Base Unit and Remote I/O and any outside wireless interference.

APPLICATIONS



SENSERT ECOSYSTEM



SENSERT Base Unit

- Power Supply: 5-30 VDC
- Analog Input: 4 [0-20 mA, 4-20 mA, 0-5 V, 0-10 V]
- Digital Input: 2 [Dry Contact]
- Digital Output 1 [Relay]
- WiFi (Pictured) or Cellular Cloud Communication



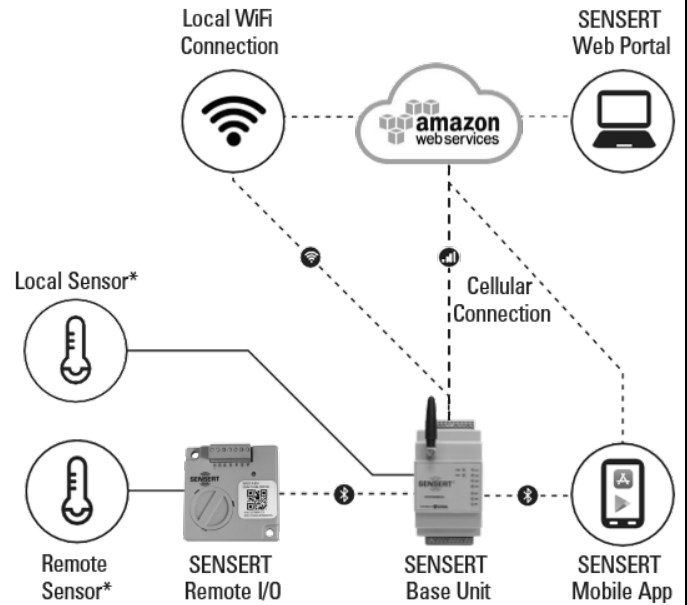
SENSERT Remote I/O

- Power Supply: 12-24 VDC or battery [CR2450]
- Analog Input: 1 [0-20 mA, 4-20 mA, 0-5 V, 0-10 V]
- Digital Input: 1 [Dry Contact]
- Bluetooth LE or Mesh Communications

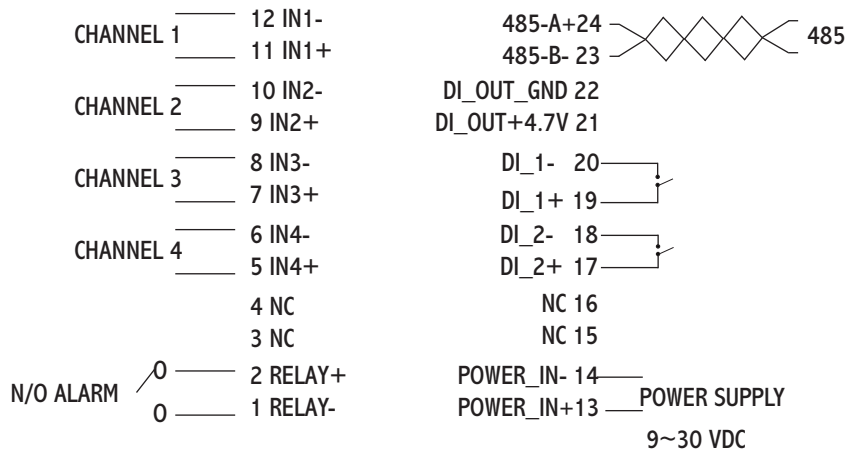


*Sensor

- Any type of sensor with analog output of 0-20 mA
4-20 mA, 0-5 V, 0-10 V



WIRING DIAGRAM



SENSOR TYPES

