

EXACT12 SAFETY, FIX. CABLE, P1-4 M12 5POLE LED,

P5-8 M12 4/3-pol 1:1 no LED, 15m PUR/PVC

Art.No.: 8000-98710-4071500

Weight: 2.72

Country of origin: DE

Model designation: MVP12N-AN8F407 15.0m

PUR/PVC

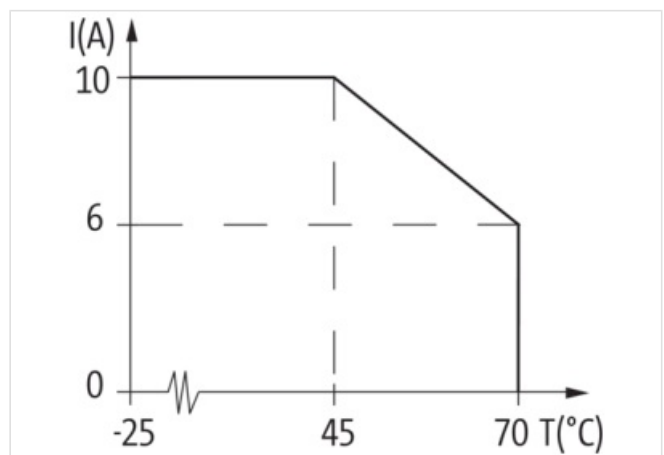
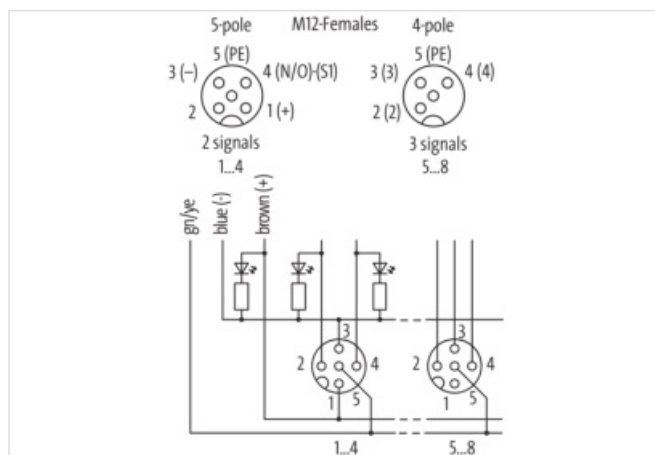
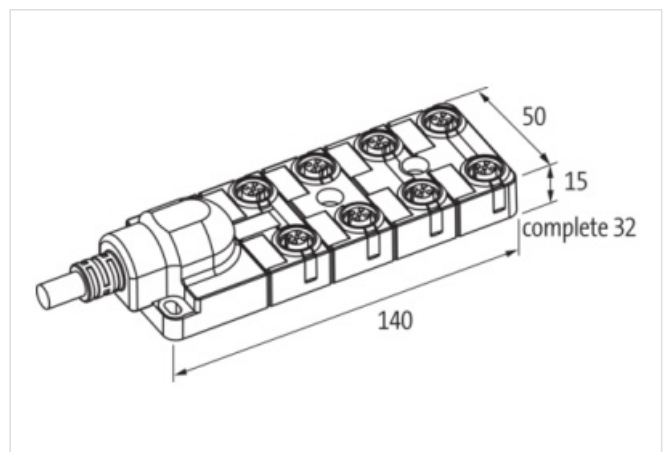
15.0 m

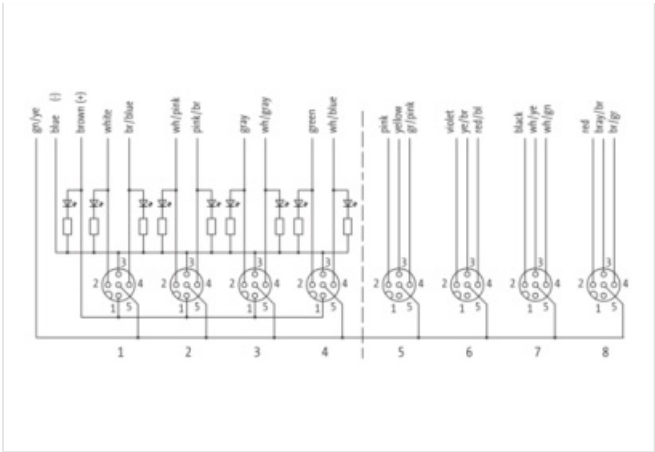
4-/3-pole

Further cable lengths on request.

Plastic housings with good resistance against chemicals and oils.

The resistance to aggressive media should be individually tested for your application. Further details on request.

[Link to Product](#)**Illustration**



Product may differ from Image



Commercial data	
URL Webshop	https://shop.murrelektronik.com/8000-98710-4071500
GTIN	4048879053549
ECLASS-6.0	27143423
ECLASS-6.1	27279219
ECLASS-7.0	27279219
ECLASS-7.1	27279219
ECLASS-8.0	27279219
ECLASS-8.1	27279219
ECLASS-9.0	27440108
ECLASS-9.1	27440108
ECLASS-10.0.1	27440108
ECLASS-10.1	27440108
ECLASS-11.0	27440108
ECLASS-11.1	27440108
ECLASS-12.0	27440108
ECLASS-13.0	27440108
ECLASS-14.0	27440108
ETIM-5.0	EC002585
ETIM-6.0	EC002585
ETIM-7.0	EC002585
ETIM-8.0	EC002585
EAN	4048879053549
Electrical data Supply	
Operating voltage DC	24 V
Current operating per contact max.	4 A
Installation Connection	
Mounting set	M12 x 1
Device protection Electrical	
Degree of protection (EN IEC 60529)	IP67, IP65
Device protection Media	
Flame resistance	flame retardant
Mechanical data Material data	

Material housing	Plastic
------------------	---------

Mechanical data | Mounting data

Mounting method	Schraubgewinde
-----------------	----------------

Environmental characteristics | Climatic

Operating temperature min.	-20 °C
Operating temperature max.	60 °C
Additional condition temperature range	depending on cable quality

Connection type 3

Family construction form	free cable end
No. of poles	23
Family construction form	M12
No. of poles	4
Coding	A
Gender	female
Color contact carrier	yellow
PIN 1	n.c.
PIN 2	2
PIN 3	3
PIN 4	4
PIN 5	PE
Family construction form	M12
No. of poles	5
Coding	A
Gender	female
Color contact carrier	black
PIN 1	+
PIN 2	NC S 2
PIN 3	-
PIN 4	NO S 1
PIN 5	PE