

**M12 MALE 0° / M8 FEMALE 0°**

PUR 3X0.34 GRAY, UL/CSA, drag ch 8m

Art.No.: 7999-40561-2330800

Weight: 0.258

Country of origin: DE

Model designation: MSFL0-A-R233\_8.0

**Advantages of our connectors:**

Our connectors are versatile and specially optimised for industrial environments. All connectors are 100% tested during the manufacturing process to ensure the highest quality and reliability.

The contacts are gold-plated, which ensures optimum conductivity. Thanks to the high degree of protection, the connectors are ideal for demanding industrial environments. They are also vibration-resistant - this is ensured by the union nut with vibration protection.

Our connectors are resistant to oils and cooling lubricants, but resistance to aggressive media should be tested for each specific application. Different cable lengths available [on request](#)

If you are missing technical information? Please feel free to use our [dictionary](#) to find more technical details.

**Product details:**

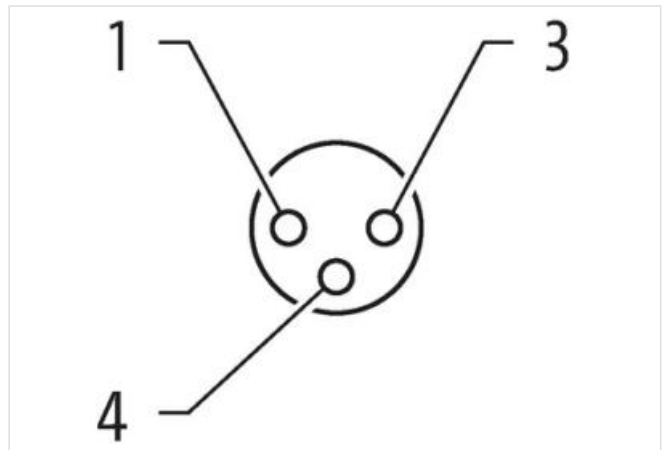

Male straight – female straight

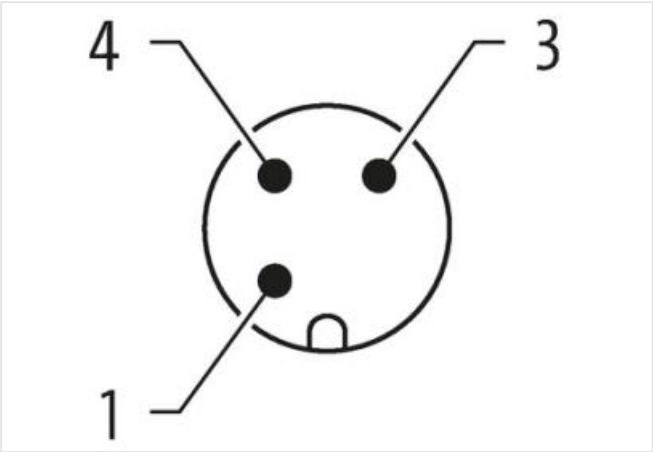
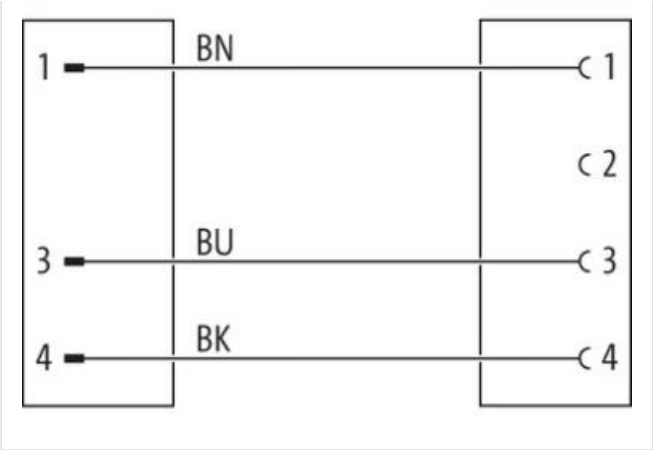
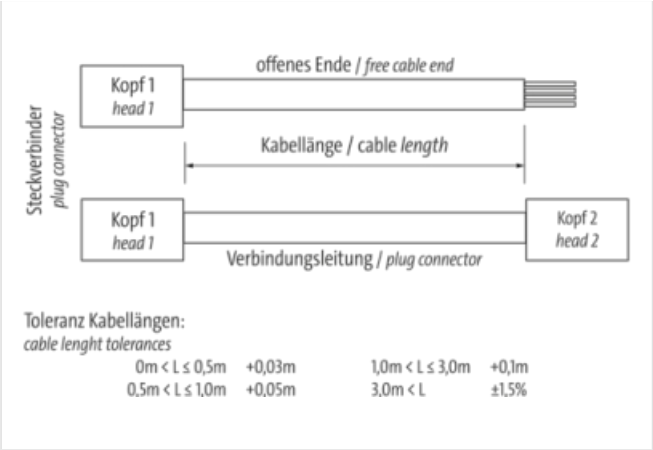
M12 – M8, 3-pole

Plastic housings with good resistance against chemicals and oils.

The resistance to aggressive media should be individually tested for your application. Further details on request.

Further cable lengths on request.

**[Link to Product](#)****Illustration**



Product may differ from Image



|                   |        |
|-------------------|--------|
| Cable length      | 8 m    |
| Side 1            |        |
| Tightening torque | 0,6 Nm |

|   |   |
|---|---|
| Family construction form                        | M12   |
| Thread  | M12 x 1   |
| Degree of protection (EN IEC 60529)             | IP66K, IP67   |
| <b>Side 2</b>                                   |   |
| Tightening torque                               | 0,4 Nm  |
| Family construction form                        | M8  |
| Thread  | M8 x 1  |
| Degree of protection (EN IEC 60529)             | IP66K, IP67   |
| <b>Commercial data</b>                          |   |
| ECLASS-6.0                                      | 27279218  |
| ECLASS-6.1                                      | 27279218  |
| ECLASS-7.0                                      | 27279218  |
| ECLASS-8.0                                      | 27279218  |
| ECLASS-9.0                                      | 27060311  |
| ECLASS-10.1                                     | 27060311  |
| ECLASS-11.1                                     | 27060311  |
| ECLASS-12.0                                     | 27060311  |
| ETIM-5.0  | EC001855  |
| ETIM-6.0  | EC001855  |
| ETIM-7.0  | EC001855  |
| ETIM-8.0  | EC001855  |
| customs tariff number                           | 85444290  |
| customs tariff number                           | 85444290  |
| EAN   | 4048879338011   |
| EAN   | 4048879338011   |
| Packaging unit                                  | 1   |
| Packaging unit                                  | 1   |
| <b>Electrical data   Supply</b>                 |   |
| Operating voltage AC max.                       | 60 V  |
| Operating voltage DC max.                       | 60 V  |
| Current operating per contact max.              | 4 A   |
| <b>Device protection   Electrical</b>           |   |
| Additional condition protection degree          | inserted, screwed   |
| <b>Mechanical data   Material data</b>          |   |
| Coating locking                                 | Nickeled  |
| Locking material                                | Zinc die-casting  |
| <b>Mechanical data   Mounting data</b>          |   |
| Mounting method                                 | inserted, screwed, Shaking protection   |
| <b>Environmental characteristics   Climatic</b> |   |
| Operating temperature min.                      | -30 °C  |
| Operating temperature max.                      | 85 °C   |
| Additional condition temperature range          | depending on cable quality  |
| <b>Important installation notes</b>             |   |
| Note on strain relief                           | Protect the connectors by suitable measures from mechanical loads, e.g. by the usage of cable ties.   |
| Note on bending radius                          | <b>Attention:</b> Observe the permissible bending radii when laying cables, as the IP protection class can be endangered by excessive bending forces. |
| <b>Installation   Cable</b>                     |   |
| wire arrangement                                | brown, black, blue  |
| Cable identification                            | 233   |
| Cable Type                                      | 3   |
| Jacket Color                                    | gray  |

|   |  |
|---|--|
| Type of Certificate                               | cURus  |
| Amount stranding                                  | 1  |
| Stranding   | 3 wires twisted  |
| wire arrangement                                  | brown, black, blue   |
| Cable weight                                      | 29,7 g/m   |
| Material jacket                                   | PUR  |
| Shore hardness jacket                             | 90 ± 5 Shore A   |
| Freedom from ingredients (jacket)                 | lead-free, cadmium-free, CFC-free, halogen-free, silicone-free |
| Outer-diameter (jacket)                           | 4,1 mm   |
| Tolerance outer diameter (sheath)                 | ± 5 %  |
| Material wire insulation                          | PP   |
| Amount wires                                      | 3  |
| Outer diameter insulation                         | 1,25 mm  |
| Outer diameter tolerance core insulation          | ± 5 %  |
| Shore hardness wire insulation                    | 70 ± 5 Shore D   |
| Ingredient freeness wire insulation               | lead-free, cadmium-free, CFC-free, halogen-free, silicone-free |
| Amount strands (wire)                             | 42   |
| Diameter of single wires                          | 0,1 mm   |
| Conductor crosssection (wire)                     | 0,34 mm <sup>2</sup>   |
| Material conductor wire                           | Stranded copper wire, bare                                     |
| Conductor type (wire)                             | strand class 6   |
| Nominal voltage AC max.                           | 300 V  |
| Current load capacity (standard)                  | to DIN VDE 0298-4  |
| Current load capacity min. wire                   | 6 A  |
| Electrical resistance line constant wire          | 57 Ω/km @ 20 °C  |
| AC withstand voltage (wire - wire)                | 2,5 kV @ 60 s  |
| Power frequency withstand voltage (wire - jacket) | 2,5 kV @ 60 s  |
| Min. operating temperature (static)               | -40 °C   |
| Max. operating temperature (fixed)                | 80 °C / 90 °C @ 10000 h Operation                              |
| Operating temperature min. (dynamic)              | -25 °C   |
| Operating temperature max. (dynamic)              | 80 °C / 90 °C @ 10000 h Operation                              |
| Flame resistance                                  | UL 1581 § 1090   IEC 60332-2-2   UL 1581 § 1100 FT2            |
| chemical resistance                               | Good, application-related testing                              |
| Gasoline resistance                               | Good, application-related testing                              |
| Oil resistance                                    | Good, application-related testing   DIN EN 60811-404           |
| Bending radius (fixed)                            | 5 x Outer diameter   |
| Bending radius (dynamic)                          | 10 x Outer diameter  |
| No. of bending cycles (C-track)                   | 10 Mio. @ 25 °C  |
| Traversing distance (C-track)                     | 10 m @ 25 °C   horizontal                                      |
| Travel speed (C-track)                            | 3 m/s @ 25 °C  |
| No. of torsion cycles                             | 2 Mio.   |
| Torsion stress                                    | ± 180 °/m  |
| Torsion speed                                     | 35 cycles/min  |