

M12 female 90° A-cod. with cable F&B

PVC 5x0.34 gy 10m

Art.No.: 7014-12361-3441000

Weight: 0.566

Country of origin: DE

Model designation: MSDL0-U344_10.0-S14

Plug Connectors for Food & Beverage

Female 90°

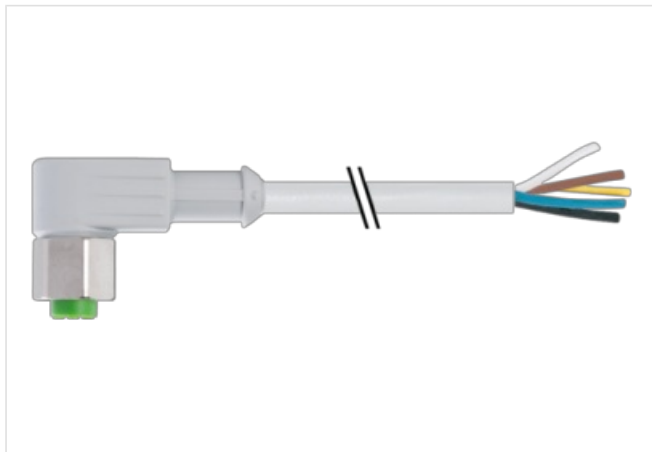
M12, 5-pole

A-coded

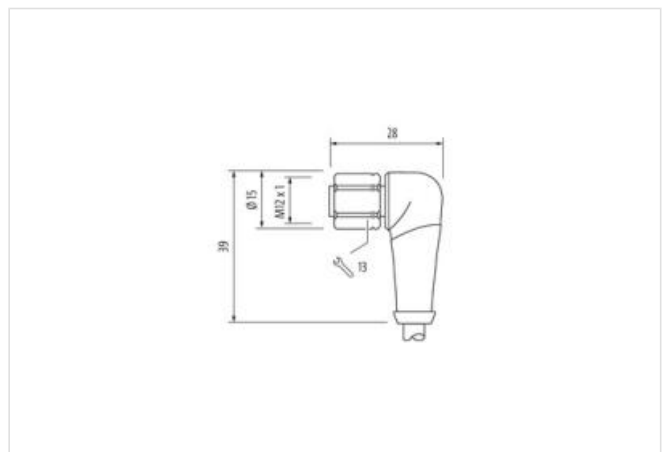
Stainless steel 1.4404 (V4A)

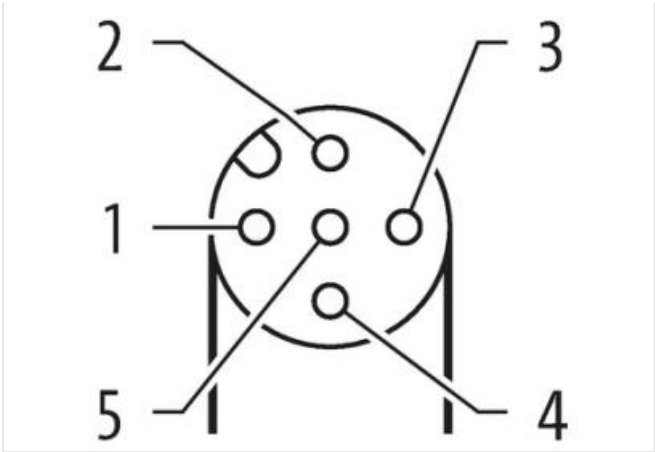
Profile gasket

Further cable lengths on request.

[Link to Product](#)**Illustration**

1	BN
2	WH
3	BU
4	BK
5	GY





Product may differ from Image

Cable length	10 m
Side 1	
Tightening torque	0,6 Nm
Mounting method	inserted, screwed
Coating contact	gold plated
Family construction form	M12
Thread	M12 x 1
suitable for corrugated tube (internal Ø)	10 mm
Cable outlet	angled
Coding	A
Material contact	Copper alloy
No. of poles	5
Width across flats	SW14
Degree of protection (EN IEC 60529)	IP65, IP66K, IP67, IP68, IP69K
Side 2	
Stripping length (jacket)	20 mm
Family construction form	free cable end
Commercial data	
ECLASS-6.0	27279218
ECLASS-6.1	27279218
ECLASS-7.0	27279218
ECLASS-8.0	27279218
ECLASS-9.0	27060311
ECLASS-10.1	27060311
ECLASS-11.1	27060311
ECLASS-12.0	27060311
ETIM-5.0	EC001855
customs tariff number	85444290
customs tariff number	85444290
EAN	4048879551908
EAN	4048879551908
Packaging unit	1
Packaging unit	1
Electrical data Supply	
Operating voltage AC max.	125 V
Operating voltage DC max.	125 V
Current operating per contact max.	4 A

Diagnostics	
Status indication LED	no
Installation Connection	
Stripping length (jacket)	20 mm
Gender	female
Device protection Electrical	
Degree of protection (EN IEC 60529)	IP65, IP67, IP68, IP66K, IP69K
Additional condition protection degree	inserted, screwed
Pollution Degree	3
Rated surge voltage	1,5 kV
Material group (IEC 60664-1)	I
Mechanical data Material data	
Material gasket	PUR
Locking material	Stainless steel 1.4404 (V4A)
Mechanical data Mounting data	
Mounting method	inserted, screwed, Shaking protection
Environmental characteristics Climatic	
Operating temperature min.	-25 °C
Operating temperature max.	85 °C
Additional condition temperature range	depending on cable quality
Important installation notes	
Note on strain relief	Protect the connectors by suitable measures from mechanical loads, e.g. by the usage of cable ties.
Note on bending radius	Attention: Observe the permissible bending radii when laying cables, as the IP protection class can be endangered by excessive bending forces.
Installation Cable	
wire arrangement	brown, black, blue, white, gray
Cable identification	344
Jacket Color	gray
Amount stranding	1
Stranding	5 wires around Filler twisted
Stranding factor min.	0 mm
Stranding factor max.	95 mm
Filler	yes
wire arrangement	brown, black, blue, white, gray
Cable weight	60,5 g/m
Material jacket	PUR
Shore hardness jacket	80 Shore A
Freedom from ingredients (jacket)	lead-free, cadmium-free, CFC-free
Outer-diameter (jacket)	5,9 mm
Tolerance outer diameter (sheath)	± 5 %
Material wire insulation	PVC
Amount wires	5
Outer diameter insulation	1,4 mm
Outer diameter tolerance core insulation	± 5 %
Shore hardness wire insulation	92 Shore A
Ingredient freeness wire insulation	lead-free, cadmium-free, CFC-free
Amount strands (wire)	19
Diameter of single wires	0,15 mm
Conductor crosssection (wire)	0,34 mm²
Material conductor wire	Stranded copper wire, bare
Conductor type (wire)	Strand class 5
Nominal voltage AC max.	300 V

Current load capacity (standard)	to DIN VDE 0298-4
Current load capacity min. wire	4,5 A
Electrical resistance line constant wire	53 Ω /km @ 20 °C
AC withstand voltage (wire - wire)	1,5 kV @ 60 s
Power frequency withstand voltage (wire - jacket)	1,5 kV @ 60 s
Min. operating temperature (static)	-30 °C
Max. operating temperature (fixed)	80 °C
Operating temperature min. (dynamic)	-5 °C
Operating temperature max. (dynamic)	70 °C
Flame resistance	IEC 60332-2-2 UL 1581 § 1090 UL 1581 § 1100 FT2
chemical resistance	Good, application-related testing
Gasoline resistance	Good, application-related testing
Oil resistance	DIN EN 60811-404 Good, application-related testing
Bending radius (dynamic)	15 x Outer diameter