

### Push Pull Power / Push Pull Power AIDA

PUR 5x2.5 gy UL/CSA+drag ch. 10m

Art.No.: 7000-99641-9621000

Weight: 2.097

Country of origin: CZ

Model designation: MSWPAL0-WPA-U962\_10.0

Male straight – male straight

PPP – PPP, 5-pole

Push Pull Power

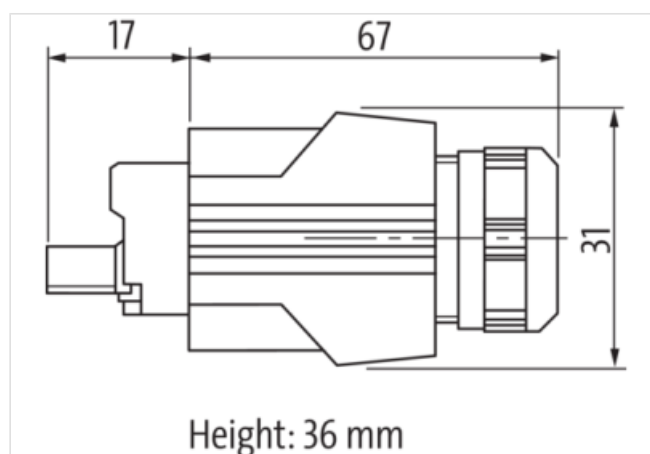

Further cable lengths on request.

Plastic housings with good resistance against chemicals and oils.

The resistance to aggressive media should be individually tested for your application. Further details on request.

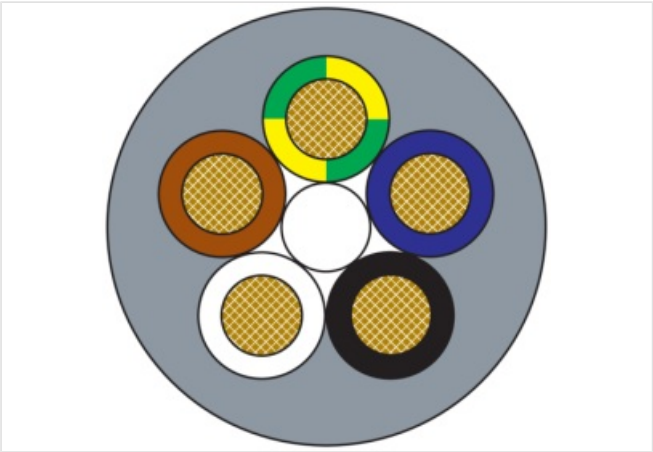
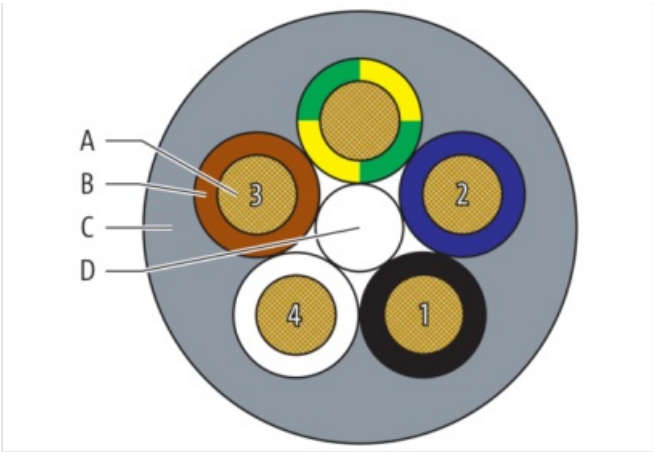
### [Link to Product](#)

#### Illustration



1	BN 3	1
2	BU 2	2
3	BK 1	3
4	WH 4	4
5	GN YE	5





Product may differ from Image



Header	
Material short text	MSWPAL0-WPA-U962_10.0
Cable length	10.0 m
Side 1	
Family construction form	Push Pull Power
No. of poles	5
Gender	female
Cable outlet	straight
Degree of protection (EN IEC 60529)	IP67, IP65
Side 2	
Family construction form	Push Pull Power
No. of poles	5
Gender	female
Cable outlet	straight
Degree of protection (EN IEC 60529)	IP67, IP65
Commercial data	
URL Webshop	<a href="https://shop.murrelektronik.com/7000-99641-9621000">https://shop.murrelektronik.com/7000-99641-9621000</a>
GTIN	4048879113663

ECLASS-6.0	27279218
ECLASS-6.1	27279218
ECLASS-7.0	27279218
ECLASS-7.1	27279218
ECLASS-8.0	27279218
ECLASS-8.1	27279218
ECLASS-9.0	27060327
ECLASS-9.1	27060311
ECLASS-10.0.1	27060311
ECLASS-10.1	27060311
ECLASS-11.0	27060311
ECLASS-11.1	27060311
ECLASS-12.0	27060327
ECLASS-13.0	27060311
ECLASS-14.0	27060311
ETIM-5.0	EC002599
ETIM-6.0	EC002599
ETIM-7.0	EC002599
ETIM-8.0	EC002599
customs tariff number	85444290
EAN	4048879113663
Packaging unit	1

**Electrical data | Supply**

Operating voltage AC max.	24 V
Operating voltage DC max.	24 V
Current operating per contact max.	16 A

**Device protection | Electrical**

Degree of protection (EN IEC 60529)	IP67, IP65
Additional condition protection degree	inserted, screwed
Rated surge voltage signal contacts	4 kV

**Mechanical data | Material data**

Material housing	Zinc die-casting
Coating housing	nickel plated

**Mechanical data | Mounting data**

Looking techniques	Push Pull
--------------------	-----------

**Environmental characteristics | Climatic**

Operating temperature min.	-40 °C
Operating temperature max.	85 °C
Additional condition temperature range	depending on cable quality

**Important installation notes**

Note on bending radius	<b>Attention:</b> Observe the permissible bending radii when laying cables, as the IP protection class can be endangered by excessive bending forces.
Note on strain relief	Protect the connectors by suitable measures from mechanical loads, e.g. by the usage of cable ties.

**Installation | Cable**

Cable identification	962
Cable Type	3
Function cable	Power
Amount stranding	1
Stranding	5 wires around core filler twisted
Filler	yes
Wire arrangement	green-yellow, blue 2, black 1, white 4, brown 3

Cable weight	190.3 g/m
Material wire insulation	PP
Amount wires	5
Outer diameter insulation	2.85 mm
Outer diameter tolerance core insulation	± 0.1 mm
Shore hardness wire insulation	60 5 Shore D
Ingredient freeness wire insulation	CFC-free, cadmium-free, silicone-free, halogen-free, lead-free
Printing color of wire insulation	white (isolation blue), white (isolation brown), white (isolation black), black (white isolation)
Amount strands (wire)	140
Diameter of single wires	0.15 mm
Conductor crosssection (wire)	2.5 mm <sup>2</sup>
Material conductor wire	Stranded copper wire, bare
Conductor type (wire)	strand class 6
Outer-diameter (jacket)	9.5 mm
Tolerance outer diameter (sheath)	± 5 %
Material jacket	PUR
Shore hardness jacket	90 5 Shore A
Freedom from ingredients (jacket)	CFC-free, cadmium-free, silicone-free, halogen-free, lead-free
Material property (jacket)	matte, good machinability, abrasion-resistant, low adhesion
Conductor resistance (wire)	7.98 Ω/km @ 20 °C
Nominal voltage AC max.	1,000 V
Withstand voltage (wire - wire)	10 kV @ 60 s
Withstand voltage (wire - jacket)	10 kV @ 60 s
Current load capacity (standard)	to DIN VDE 0298-4
Current load capacity min. wire	19.5 A
Min. operating temperature (static)	-50 °C
Max. operating temperature (fixed)	80 °C / 90 °C @ 10000 h Operation
Operating temperature min. (dynamic)	-25 °C
Operating temperature max. (dynamic)	80 °C / 90 °C @ 10000 h Operation
Bending radius (fixed)	5 × Outer diameter
Bending radius (dynamic)	10 × Outer diameter
No. of bending cycles (C-track)	5 Mio. @ 25 °C
Traversing distance (C-track)	5 m @ 25 °C
Travel speed (C-track)	3.3 m/s @ 25 °C
Acceleration (C-track)	5 m/s <sup>2</sup> @ 25 °C
No. of torsion cycles	5 Mio.
Torsion stress	180 °C
Torsion speed	35 cycles/min