

M12 male on back A-cod. / MSUD double valve A-18mm

PUR 3x0.75 gy UL/CSA+drag ch. 0m

Art.No.: 7000-41583-2360000

Weight: 0.1

Country of origin: CZ

Model designation: MSKLX-236_150-KLX-C

Form A (18 mm) – M12, connector at the rear

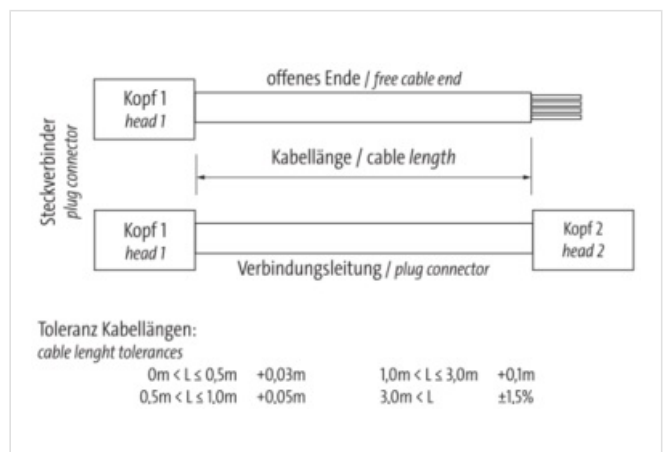
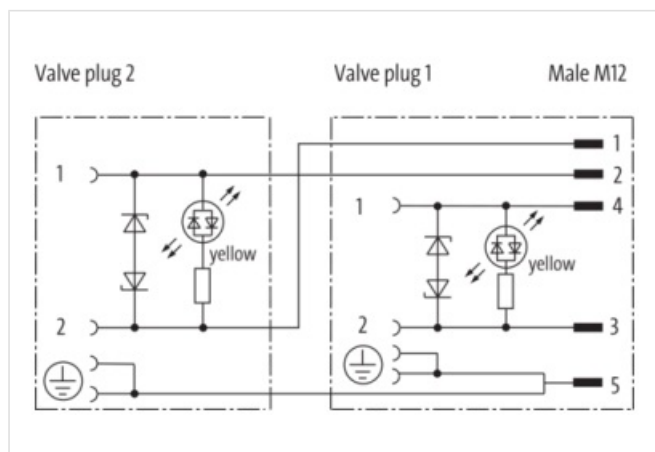
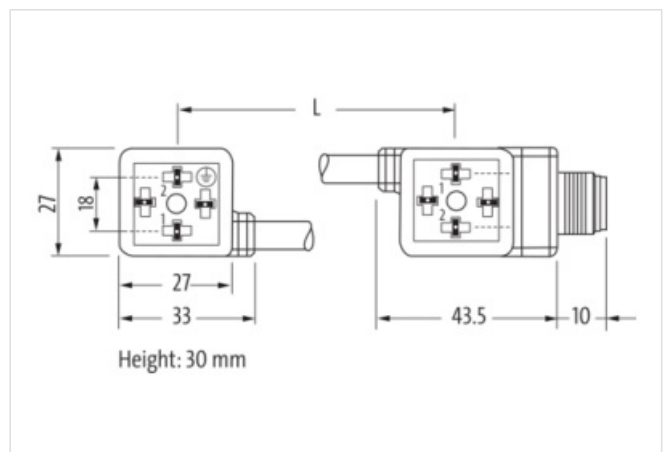
24 V AC $\pm 20\%$ / DC $\pm 25\%$

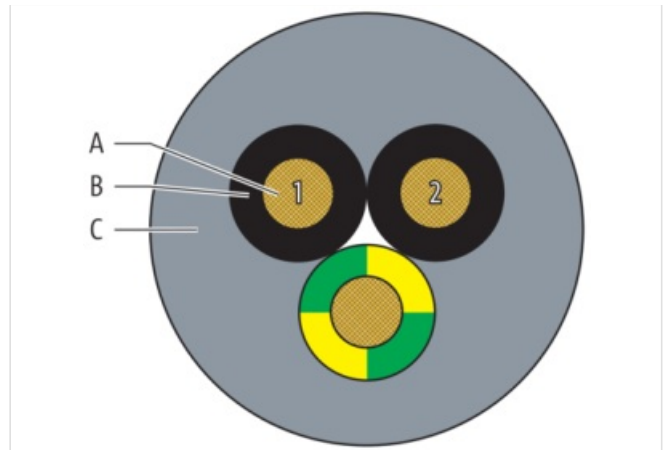
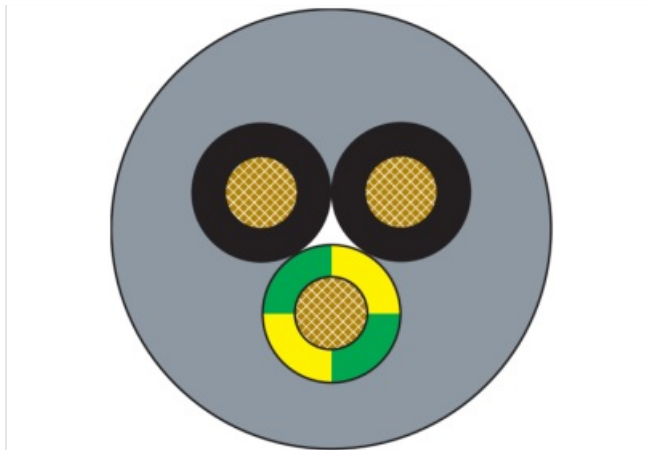
LED and suppression

Connection cable L = 150 mm

Plastic housings with good resistance against chemicals and oils.

The resistance to aggressive media should be individually tested for your application. Further details on request.

[Link to Product](#)**Illustration**



Product may differ from Image

**Side 1**

Thread	M3x31
Tightening torque	0.4 Nm

Side 2

Thread	M3x31
Tightening torque	0.4 Nm

Commercial data

URL Webshop	https://shop.murrelektronik.com/7000-41583-2360000
customs tariff number	85444290
EAN	4048879681674
Packaging unit	1

Electrical data

Drop-out delay time max.	20 ms
--------------------------	-------

Electrical data | Supply

Operating voltage AC	24 V
Operating voltage AC min.	19.2 V
Operating voltage AC max.	28.8 V
Operating voltage DC	24 V
Operating voltage DC min.	18 V
Operating voltage DC max.	30 V
Current operating per contact max.	4 A
Cut-off peak voltage max.	55 V

Device protection | Electrical

Degree of protection (EN IEC 60529)	IP67
Degree of protection (ISO 20653:2013)	IP66K
Additional condition protection degree	inserted, screwed

Mechanical data | Material data

Material housing	Plastic
Color housing	Black

Mechanical data | Mounting data

Mounting method	inserted, screwed
-----------------	-------------------

Environmental characteristics Climatic	
Operating temperature min.	-25 °C
Operating temperature max.	85 °C
Additional condition temperature range	depending on cable quality
Important installation notes	
Note on bending radius	Attention: Observe the permissible bending radii when laying cables, as the IP protection class can be endangered by excessive bending forces.
Note on strain relief	Protect the connectors by suitable measures from mechanical loads, e.g. by the usage of cable ties.
Installation Cable	
Cable identification	236
Cable Type	3
Amount stranding	1
Stranding	3 wires stranded
Cable weight	51 g/m
Material wire insulation	PP
Amount wires	3
Outer diameter insulation	1.85 mm
Outer diameter tolerance core insulation	± 0.1 mm
Shore hardness wire insulation	70 ± 5 Shore D
Ingredient freeness wire insulation	CFC-free, cadmium-free, silicone-free, halogen-free, lead-free
Printing color of wire insulation	white (isolation black)
Amount strands (wire)	42
Diameter of single wires	0.15 mm
Conductor crosssection (wire)	0.75 mm²
Material conductor wire	Stranded copper wire, bare
Conductor type (wire)	strand class 6
Outer-diameter (jacket)	5.9 mm
Tolerance outer diameter (sheath)	± 5 %
Material jacket	PUR
Shore hardness jacket	90 ± 5 Shore A
Freedom from ingredients (jacket)	CFC-free, cadmium-free, silicone-free, halogen-free, lead-free
Material property (jacket)	matte, good machinability, abrasion-resistant, low adhesion
Conductor resistance (wire)	26 Ω/km @ 20 °C
Nominal voltage AC max.	300 V
Withstand voltage (wire - wire)	2.5 kV @ 60 s
Withstand voltage (wire - jacket)	2.5 kV @ 60 s
Current load capacity (standard)	to DIN VDE 0298-4
Current load capacity min. wire	12 A
Min. operating temperature (static)	-40 °C
Max. operating temperature (static)	80 °C / 90 °C @ 10000 h Operation
Operating temperature min. (dynamic)	-25 °C
Operating temperature max. (dynamic)	80 °C / 90 °C @ 10000 h Operation
Operating temperature min. (drag chain)	-25 °C
Operating temperature max. (drag chain)	80 °C / 90 °C @ 10000 h Operation
Flame resistance	UL 1581 § 1090, CSA FT2, IEC 60332-2-2
Oil resistance	IEC 60811-404
Chemical resistance	good
Other resistances	good resistance to gasoline, resistant to hydrolysis, resistant to microbes
Bending radius (fixed)	5 × Outer diameter
Bending radius (dynamic)	10 × Outer diameter
No. of bending cycles (C-track)	10 Mio. @ 25 °C
Traversing distance (C-track)	10 m @ 25 °C horizontal
Travel speed (C-track)	3 m/s @ 25 °C
Acceleration (C-track)	10 m/s² @ 25 °C

The information in this Product-PDF has been compiled with the utmost care.

Liability for the correctness completeness and topicality of the information is restricted to gross negligence. Version: 2025-11-09

Murrelektronik GmbH | Grabenstraße 29 | 71570 Oppenweiler | Fon +49 (71 91) 47-0 | Fax +49 (71 91) 47-491000 | shop@murrelektronik.com | shop.murrelektronik.com

No. of torsion cycles	2 Mio.
Torsion stress	$\pm 180^\circ/\text{m}$
Torsion speed	35 cycles/min