

M12 female recept. A-cod. rear

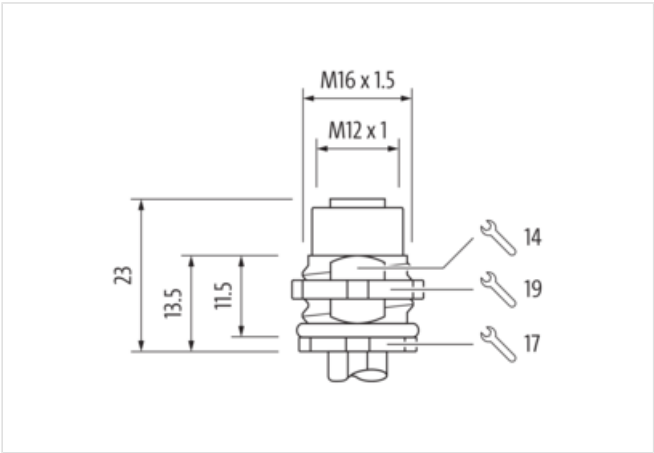

TPE-wires 12x0.14 0.5m

Art.No.: 7000-19185-9790050
Weight: 0.045 kg
Country of origin: DE
Model designation: MSBFH-12E979_0.5

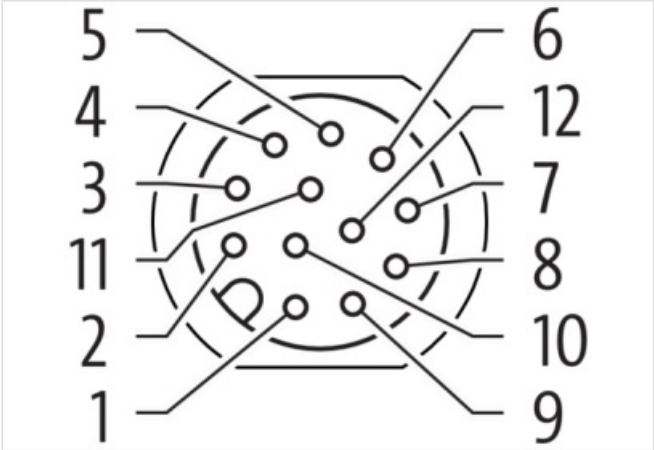
Flange female
M12, 12-pole
Rear mounting
with multi-strand wire

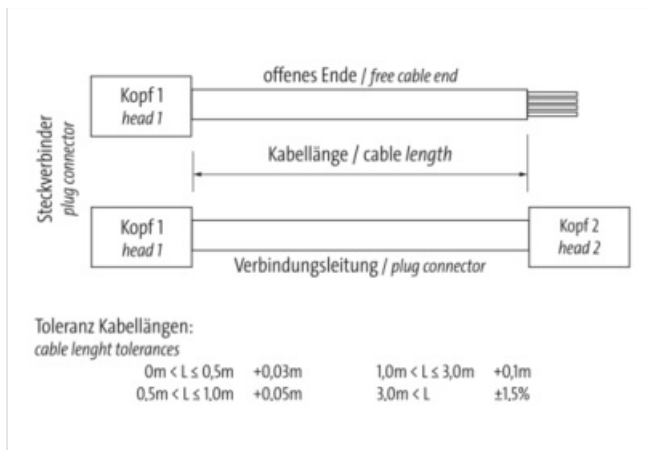
Link to Product

Illustration



1 >	BN	< 1
2 >	BU	< 2
3 >	WH	< 3
4 >	GN	< 4
5 >	PK	< 5
6 >	YE	< 6
7 >	BK	< 7
8 >	GY	< 8
9 >	RD	< 9
10 >	VT	< 10
11 >	GY PK	< 11
12 >	RD BU	< 12





Product may differ from Image

**Header**

Cable length 0,50 m

Side 1

Family construction form	M12
No. of poles	12
Coding	A
Mounting method	inserted, screwed
Threaded hole	M12 x 1
Tightening torque	0,6 Nm
Width across flats	SW14
Material	Brass
Material contact	Copper alloy
Coating contact	gold plated
Degree of protection (EN IEC 60529)	IP67

Commercial data

URL Webshop	https://shop.murrelektronik.com/7000-19185-9790050
customs tariff number	85444290
EAN	4048879332521
Packaging unit	1

Electrical data | Supply

Operating voltage AC max.	30 V
Operating voltage DC max.	30 V
Current operating per contact max.	1,5 A

Diagnostics

Status indication LED	no
-----------------------	----

Installation | Connection

Mounting set	M16 x 1.5
Width across flats	SW19

Device protection | Electrical

Degree of protection (EN IEC 60529)	IP67
Protection NEMA	6P, 4, 3

Additional condition protection degree	inserted, screwed
Pollution Degree	3
Rated surge voltage	0,8 kV
Material group (IEC 60664-1)	I

Mechanical data

Contour for corrugated hose	without
-----------------------------	---------

Mechanical data | Material data

Material screw connection	Brass
Coating of fitting	nickel plated
Locking material	Brass
Coating locking	nickel plated
Material gasket	FKM

Mechanical data | Mounting data

Mounting method	inserted, screwed
-----------------	-------------------

Environmental characteristics | Climatic

Operating temperature min.	-30 °C
Operating temperature max.	85 °C
Additional condition temperature range	depending on cable quality

Important installation notes

Note on bending radius	Attention: Observe the permissible bending radii when laying cables, as the IP protection class can be endangered by excessive bending forces.
Note on strain relief	Protect the connectors by suitable measures from mechanical loads, e.g. by the usage of cable ties.

Conformity

Product standard	EN IEC 61076-2-101 (M12)
------------------	--------------------------

Approvals

UL 50E	yes
--------	-----

Installation | Cable

Cable identification	979
Wire arrangement	brown, blue, white, green, pink, yellow, Black, gray, red, violet, gray-pink, red-blue
Cable weight	72 g/m
Material wire insulation	PP
Amount wires	12
Outer diameter insulation	1,25 mm
Conductor crosssection (wire)	0,14 mm ²
Operating temperature min. (static)	-40 °C
Operating temperature max. (static)	85 °C
Operating temperature min. (dynamic)	-25 °C
Operating temperature max. (dynamic)	85 °C
Bending radius (fixed)	5 × Outer diameter
Bending radius (dynamic)	15 × Outer diameter