

M8 female 0° A-cod. with cable shielded

PVC 3x0.34 shielded bk UL/CSA 25m

Art.No.: 7000-08741-6002500

Weight: 1.207

Country of origin: CZ

Model designation: MSFL0-R600_25.0-ZE

Advantages of our connectors:

Our connectors are versatile and specially optimised for industrial environments. All connectors are 100% tested during the manufacturing process to ensure the highest quality and reliability.

The contacts are gold-plated, which ensures optimum conductivity. Thanks to the high degree of protection, the connectors are ideal for demanding industrial environments. They are also vibration-resistant - this is ensured by the union nut with vibration protection.

Our connectors are resistant to oils and cooling lubricants, but resistance to aggressive media should be tested for each specific application. Different cable lengths available [on request](#)

If you are missing technical information? Please feel free to use our [dictionary](#) to find more technical details.

Product details:Female straight

M8, 3-pole

shielded

with cable sleeves

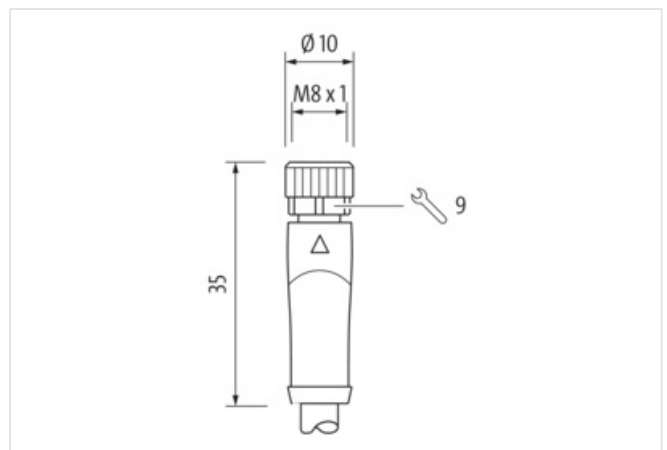
Further cable lengths on request.

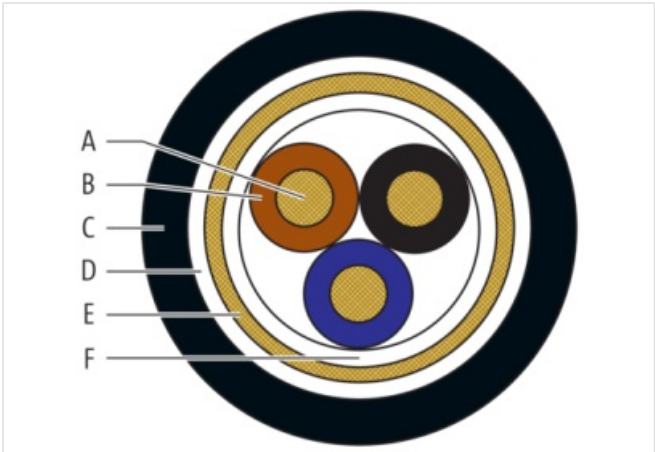
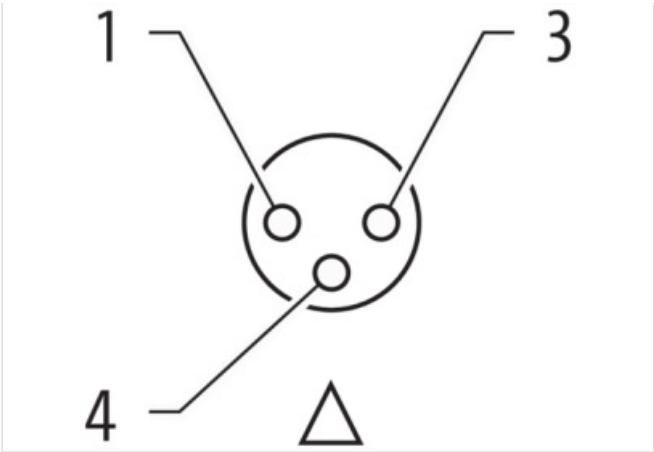
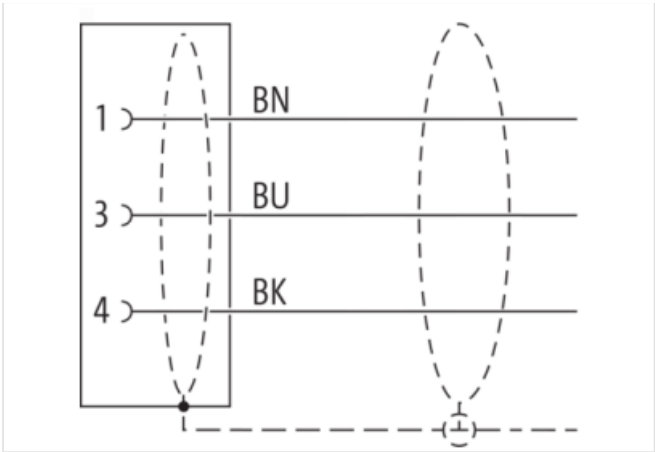
Plastic housings with good resistance against chemicals and oils.

The resistance to aggressive media should be individually tested for your application. Further details on request.

[Link to Product](#)

Illustration





Product may differ from Image



Header

Material short text MSFL0-R600_25.0-ZE

Cable length 25,00 m

Side 1

Family construction form	M8
No. of poles	3
Coding	A
Gender	female
Mounting method	inserted, screwed
Thread	M8 x 1
Tightening torque	0.4 Nm
Width across flats	SW9
Cable outlet	straight
suitable for corrugated tube (internal Ø)	8.5 mm
Material	PUR
Material contact	Copper alloy
Coating contact	gold plated
Degree of protection (EN IEC 60529)	IP67, IP66K, IP65

Side 2

Family construction form	free cable end
Stripping length (jacket)	20 mm

Commercial data

URL Webshop	https://shop.murrelektronik.com/7000-08741-6002500
GTIN	4048879607964
ECLASS-6.0	27279218
ECLASS-6.1	27279218
ECLASS-7.0	27279218
ECLASS-7.1	27279218
ECLASS-8.0	27279218
ECLASS-8.1	27279218
ECLASS-9.0	27060311
ECLASS-9.1	27060311
ECLASS-10.0.1	27060311
ECLASS-10.1	27060311
ECLASS-11.0	27060311
ECLASS-11.1	27060311
ECLASS-12.0	27060311
ECLASS-13.0	27060311
ECLASS-14.0	27060311
ETIM-5.0	EC001855
ETIM-6.0	EC001855
ETIM-7.0	EC001855
ETIM-8.0	EC001855
customs tariff number	85444290
EAN	4048879607964
Packaging unit	1

Electrical data | Supply

Operating voltage AC max.	50 V
Operating voltage DC max.	60 V
Current operating per contact max.	4 A

Diagnostics

Status indication LED	no
-----------------------	----

Installation | Connection

Mounting set	M8 x 1
--------------	--------

Device protection | Electrical

Degree of protection (EN IEC 60529)	IP67, IP66K, IP65
-------------------------------------	-------------------

Additional condition protection degree	inserted, screwed
--	-------------------

Pollution Degree	3
------------------	---

Rated surge voltage	0.8 kV
---------------------	--------

Material group (IEC 60664-1)	I
------------------------------	---

Mechanical data | Material data

Material screw connection	Zinc die-casting
---------------------------	------------------

Coating of fitting	nickel plated
--------------------	---------------

Mechanical data | Mounting data

Mounting method	inserted, screwed, Shaking protection
-----------------	---------------------------------------

Environmental characteristics | Climatic

Operating temperature min.	-30 °C
----------------------------	--------

Operating temperature max.	85 °C
----------------------------	-------

Additional condition temperature range	depending on cable quality
--	----------------------------

Important installation notes

Note on bending radius	Attention: Observe the permissible bending radii when laying cables, as the IP protection class can be endangered by excessive bending forces.
------------------------	---

Note on strain relief	Protect the connectors by suitable measures from mechanical loads, e.g. by the usage of cable ties.
-----------------------	---

Conformity

Product standard	DIN EN 61076-2-104 (M8)
------------------	-------------------------

Installation | Cable

Cable identification	600
----------------------	-----

Cable Type	1
------------	---

Amount stranding	1
------------------	---

Stranding	3 wires stranded
-----------	------------------

Cable shielding (type)	copper braid, tinned
------------------------	----------------------

Cable shielding (coverage)	80 %
----------------------------	------

Banding	Fleece, Foil
---------	--------------

Wire arrangement	brown, black, blue
------------------	--------------------

Cable weight	52.8 g/m
--------------	----------

Material wire insulation	PVC
--------------------------	-----

Amount wires	3
--------------	---

Outer diameter insulation	1.25 mm
---------------------------	---------

Outer diameter tolerance core insulation	± 0.05 mm
--	-----------

Shore hardness wire insulation	45 5 Shore D
--------------------------------	--------------

Material properties wire insulation	good machinability
-------------------------------------	--------------------

Ingredient freeness wire insulation	CFC-free, cadmium-free, silicone-free, lead-free
-------------------------------------	--

Amount strands (wire)	19
-----------------------	----

Diameter of single wires	0.15 mm
--------------------------	---------

Conductor crosssection (wire)	0.34 mm²
-------------------------------	----------

Material conductor wire	Stranded copper wire, bare
-------------------------	----------------------------

Conductor type (wire)	Strand class 5
-----------------------	----------------

Outer-diameter (jacket)	5 mm
-------------------------	------

Tolerance outer diameter (sheath)	± 5 %
-----------------------------------	-------

Material jacket	PVC
-----------------	-----

Shore hardness jacket	85 5 Shore A
-----------------------	--------------

Freedom from ingredients (jacket)	CFC-free, cadmium-free, silicone-free, lead-free
-----------------------------------	--

Material property (jacket)	good machinability
----------------------------	--------------------

Conductor resistance (wire)	57 Ω/km @ 20 °C
-----------------------------	-----------------

Nominal voltage AC max.	300 V
-------------------------	-------

Withstand voltage (wire - wire)	2 kV @ 60 s
---------------------------------	-------------

Withstand voltage (wire - jacket)	2 kV @ 60 s
Withstand voltage (wire - shield)	2 kV @ 60 s
Current load capacity (standard)	to DIN VDE 0298-4
Current load capacity min. wire	6 A
Min. operating temperature (static)	-30 °C
Max. operating temperature (fixed)	80 °C
Operating temperature min. (dynamic)	-5 °C
Operating temperature max. (dynamic)	80 °C
Flame resistance	UL 1581 § 1080, CSA FT1, IEC 60332-1-2
Oil resistance	good
Chemical resistance	good
Other resistances	good resistance to gasoline
Bending radius (fixed)	10 × Outer diameter
Bending radius (dynamic)	15 × Outer diameter