

M8 male 0° A-cod. snap-in with cable

PUR 3x0.25 ye UL/CSA+drag ch. 1.5m

Art.No.: 7000-08161-0300150

Weight: 0.04

Country of origin: DE

Model designation: MSWL0-R030_1.5

Advantages of our connectors:

Our connectors are versatile and specially optimised for industrial environments. All connectors are 100% tested during the manufacturing process to ensure the highest quality and reliability.

The contacts are gold-plated, which ensures optimum conductivity. Thanks to the high degree of protection, the connectors are ideal for demanding industrial environments. They are also vibration-resistant - this is ensured by the union nut with vibration protection.

Our connectors are resistant to oils and cooling lubricants, but resistance to aggressive media should be tested for each specific application. Different cable lengths available [on request](#)

If you are missing technical information? Please feel free to use our [dictionary](#) to find more technical details.

Product details:

Male straight

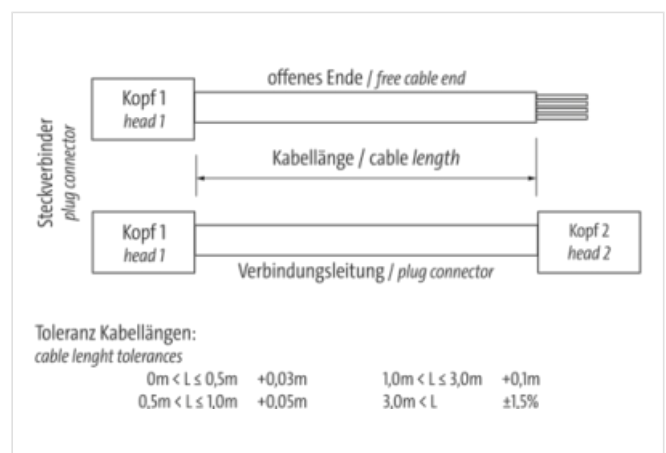

M8 (Snap In), 3-pole

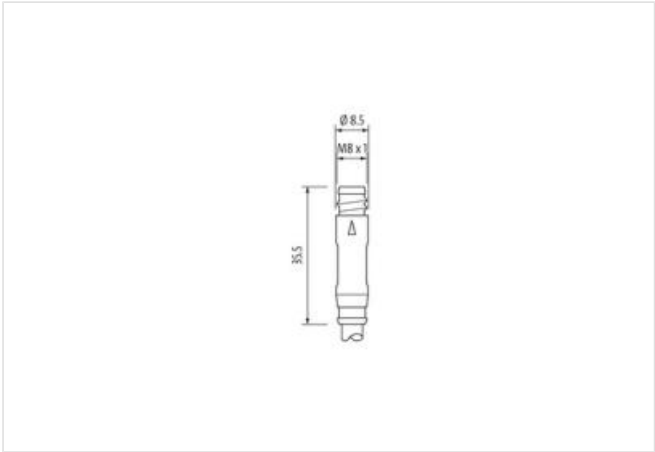
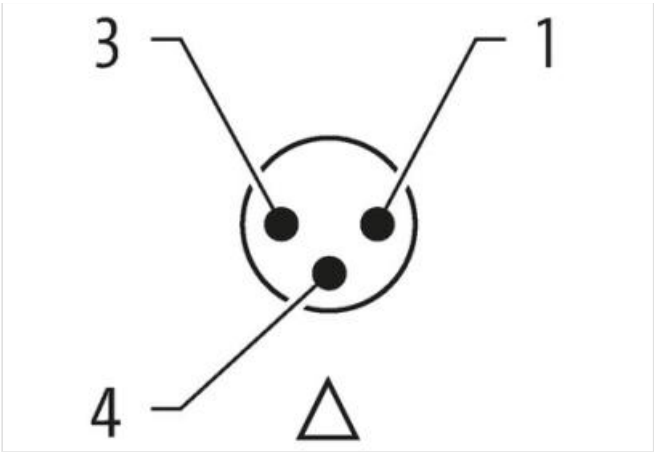
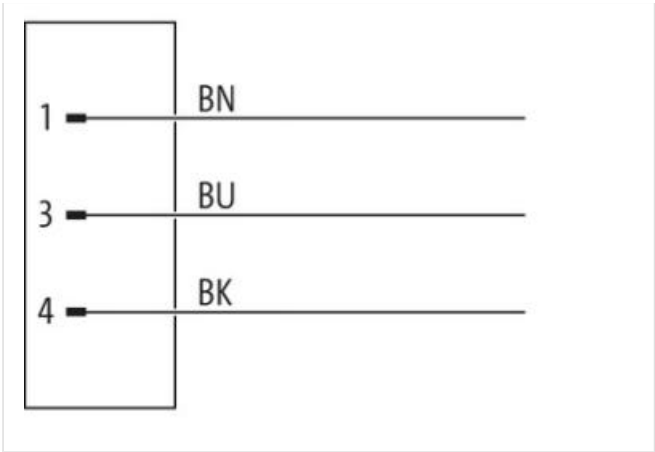
with cable sleeves

Plastic housings with good resistance against chemicals and oils.

The resistance to aggressive media should be individually tested for your application. Further details on request.

Further cable lengths on request.

[Link to Product](#)**Illustration**



Product may differ from Image



Cable length 1,5 m

Side 1

Mounting method	pluggable
Family construction form	M8
suitable for corrugated tube (internal Ø)	6,5 mm
Gender	male
Cable outlet	straight
Coding	A
Material	PUR
No. of poles	3
Degree of protection (EN IEC 60529)	IP65

Side 2

Stripping length (jacket)	20 mm
Family construction form	free cable end

Electrical data | Supply

Operating voltage AC max.	50 V
Operating voltage DC max.	60 V

Current operating per contact max.	4 A
------------------------------------	-----

Diagnostics

Status indication LED	no
-----------------------	----

Installation | Connection

Stripping length (jacket)	20 mm
---------------------------	-------

Mounting set	M8 x 1
--------------	--------

Device protection | Electrical

Additional condition protection degree	inserted, locked
--	------------------

Pollution Degree	3
------------------	---

Rated surge voltage	1,5 kV
---------------------	--------

Material group (IEC 60664-1)	I
------------------------------	---

Mechanical data | Material data

Coating of fitting	nickel plated
--------------------	---------------

Material screw connection	Brass
---------------------------	-------

Mechanical data | Mounting data

Looking techniques	Snap In
--------------------	---------

Environmental characteristics | Climatic

Operating temperature min.	-25 °C
----------------------------	--------

Operating temperature max.	85 °C
----------------------------	-------

Additional condition temperature range	depending on cable quality
--	----------------------------

Important installation notes

Note on strain relief	Protect the connectors by suitable measures from mechanical loads, e.g. by the usage of cable ties.
-----------------------	---

Note on bending radius	Attention: Observe the permissible bending radii when laying cables, as the IP protection class can be endangered by excessive bending forces.
------------------------	---

Conformity

Product standard	DIN EN 61076-2-104 (M8)
------------------	-------------------------

Installation | Cable

wire arrangement	brown, black, blue
------------------	--------------------

Cable identification	030
----------------------	-----

Cable Type	3
------------	---

Jacket Color	yellow
--------------	--------

Type of Certificate	cURus
---------------------	-------

Amount stranding	1
------------------	---

Stranding	3 wires twisted
-----------	-----------------

wire arrangement	brown, black, blue
------------------	--------------------

Cable weight	26,4 g/m
--------------	----------

Material jacket	PUR
-----------------	-----

Shore hardness jacket	90 ± 5 Shore A
-----------------------	----------------

Freedom from ingredients (jacket)	lead-free, cadmium-free, CFC-free, halogen-free, silicone-free
-----------------------------------	--

Outer-diameter (jacket)	4,1 mm
-------------------------	--------

Tolerance outer diameter (sheath)	± 5 %
-----------------------------------	-------

Material wire insulation	PP
--------------------------	----

Amount wires	3
--------------	---

Outer diameter insulation	1,25 mm
---------------------------	---------

Outer diameter tolerance core insulation	± 5 %
--	-------

Shore hardness wire insulation	70 ± 5 Shore D
--------------------------------	----------------

Ingredient freeness wire insulation	lead-free, cadmium-free, CFC-free, halogen-free, silicone-free
-------------------------------------	--

Amount strands (wire)	32
-----------------------	----

Diameter of single wires	0,1 mm
--------------------------	--------

Conductor crosssection (wire)	0,25 mm²
-------------------------------	----------

Material conductor wire	Stranded copper wire, bare
-------------------------	----------------------------

Conductor type (wire)	strand class 6
Nominal voltage AC max.	300 V
Current load capacity (standard)	to DIN VDE 0298-4
Current load capacity min. wire	4,5 A
Electrical resistance line constant wire	79 Ω /km @ 20 °C
AC withstand voltage (wire - wire)	2,5 kV @ 60 s
Power frequency withstand voltage (wire - jacket)	2,5 kV @ 60 s
Min. operating temperature (static)	-40 °C
Max. operating temperature (fixed)	80 °C / 90 °C @ 10000 h Operation
Operating temperature min. (dynamic)	-25 °C
Operating temperature max. (dynamic)	80 °C / 90 °C @ 10000 h Operation
Flame resistance	IEC 60332-2-2 UL 1581 § 1100 FT2 UL 1581 § 1090
chemical resistance	Good, application-related testing
Gasoline resistance	Good, application-related testing
Oil resistance	Good, application-related testing DIN EN 60811-404
Bending radius (fixed)	5 x Outer diameter
Bending radius (dynamic)	10 x Outer diameter
No. of bending cycles (C-track)	10 Mio. @ 25 °C
Traversing distance (C-track)	10 m @ 25 °C horizontal
Travel speed (C-track)	3 m/s @ 25 °C
No. of torsion cycles	2 Mio.
Torsion stress	± 180 °/m
Torsion speed	35 cycles/min

Commercial data

customs tariff number	85444290
customs tariff number	85444290
Packaging unit	1
Packaging unit	1