

M12 female 0° A-cod. screw terminal5-pol., max. 0,75mm², 4 - 6mm

Art.No.: 7000-12921-0000000

Weight: 0.03

Country of origin: DE

Model designation: MSB-U7

Female straight

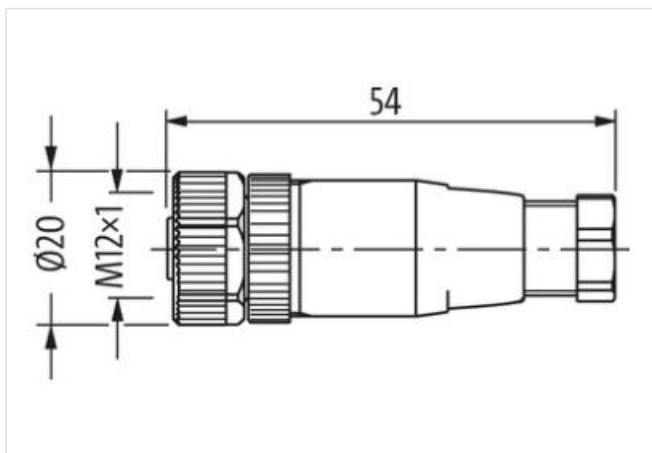
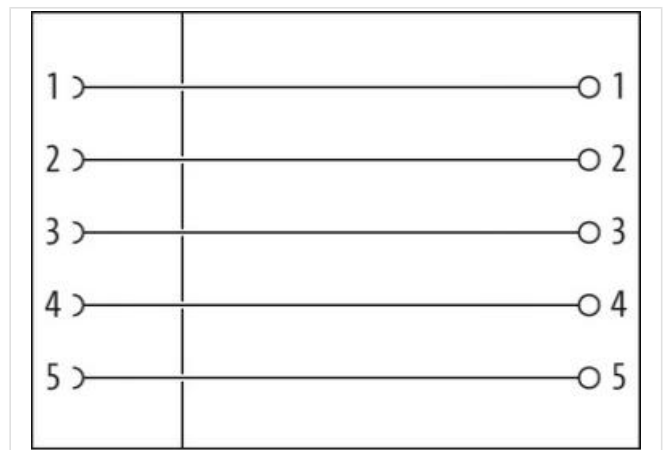
M12, 5-pole

Screw terminals

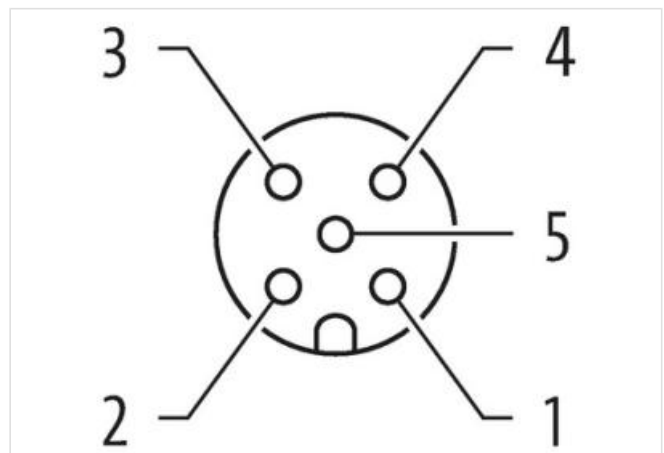
Sealing range (cable Ø): 4...6 mm

Plastic housings with good resistance against chemicals and oils.

The resistance to aggressive media should be individually tested for your application. Further details on request.

[Link to Product](#)**Illustration**

Product may differ from Image

**Side 1**

Tightening torque

0,6 Nm

Mounting method	inserted, screwed
Family construction form	M12
Thread	M12 x 1
Gender	female
Cable outlet	straight
Coding	A
No. of poles	5
Width across flats	SW18
Degree of protection (EN IEC 60529)	IP67

Commercial data

ECLASS-6.0	27279221
ECLASS-6.1	27260702
ECLASS-7.0	27440102
ECLASS-8.0	27440102
ECLASS-9.0	27440116
ECLASS-10.1	27440102
ECLASS-11.1	27440102
ECLASS-12.0	27440116
ETIM-5.0	EC002635
customs tariff number	85366990
customs tariff number	85366990
GTIN	4048879201551
GTIN	4048879201551
Packaging unit	1
Packaging unit	1

Electrical data | Supply

Operating voltage AC max.	60 V
Operating voltage DC max.	60 V
Operating voltage AC max. (UL-listed)	125 V
Operating voltage DC max. (UL-listed)	125 V
Current operating per contact max.	4 A
Current operating per contact max. (URc.)	3 A

Installation

Connection cross section max.	0,75 mm²
-------------------------------	----------

Installation | Connection

Tightening torque	0,6 Nm
Width across flats	SW18

Device protection | Electrical

Additional condition protection degree	inserted, screwed
Pollution Degree	3
Rated surge voltage	1,5 kV
Overvoltage category (EN 60664-1)	III
Overvoltage category (EN 60950-1)	II

Mechanical data | Material data

Material housing	PA
------------------	----

Mechanical data | Mounting data

Mounting method	inserted, screwed, Shaking protection
Clamping range min.	4 mm
Clamping range max.	6 mm
Height	54 mm
Width	20 mm

Depth 20 mm

Environmental characteristics | Climatic

Operating temperature min.	-40 °C
Operating temperature max.	85 °C

Important installation notes

Note on strain relief	Protect the connectors by suitable measures from mechanical loads, e.g. by the usage of cable ties.
Note on bending radius	Attention: Observe the permissible bending radii when laying cables, as the IP protection class can be endangered by excessive bending forces.