







acoustic signal device, compact, 22 mm, round, plastic, black, Continuous tone 2.4 kHz, IP40, Sound pressure min. 80 dB/10 cm, with holder, Operating voltage 24 V AC/DC, screw terminal, Z=50-unit packaging

product brand name	SIRIUS ACT
product designation	Acoustic signaling device
design of the product	Compact unit
product type designation	3SU1
product line	Plastic, black, 22 mm
manufacturer's article number of the supplied holder	3SU1550-0AA10-0AA0
Enclosure	
number of command points	1
Actuator	
color of the actuating element	black
material of the actuating element	plastic
shape of the actuating element	round
outer diameter of the actuating element	29.5 mm
Front ring	
product component front ring	No
Holder	
material of the holder	Plastic
General technical data	
loudness level at 10 cm distance	80 dB
insulation voltage rated value	320 V
degree of pollution	3
surge voltage resistance rated value	4 kV
consumed current at rated value of operating voltage maximum	28 mA
protection class IP	IP40
protection class IP of the terminal	IP20, clamping screw tightened
degree of protection NEMA rating	1
shock resistance	
• according to IEC 60068-2-27	sinusoidal half-wave 15g / 11 ms
• for railway applications according to EN 61373	Category 1, Class B
vibration resistance	
• according to IEC 60068-2-6	10 ... 500 Hz: 5g
• for railway applications according to EN 61373	Category 1, Class B
reference code according to IEC 81346-2	P
Substance Prohibitance (Date)	10/01/2014
SVHC substance name	Lead - 7439-92-1 Lead monoxide (lead oxide) - 1317-36-8
Weight	48 g
relative positive tolerance of the operating voltage	20 %
relative negative tolerance of the operating voltage	20 %
Supply voltage	

type of voltage of the supply voltage of the acoustic signal element	AC/DC
supply voltage at AC	
• at 50 Hz rated value	24 V
• at 60 Hz rated value	24 V
supply voltage at DC rated value	24 V
Control circuit/ Control	
inrush current maximum	2 A
Connections/ Terminals	
type of electrical connection	screw terminal
type of connectable conductor cross-sections	
• solid with core end processing	2x (0.5 ... 0.75 mm ²)
• solid without core end processing	2x (1.0 ... 1.5 mm ²)
• finely stranded with core end processing	2x (0.5 ... 1.5 mm ²)
• finely stranded without core end processing	2x (1.0 ... 1.5 mm ²)
• for AWG cables	2x (18 ... 14)
tightening torque of the screws in the bracket	1 ... 1.2 N·m
tightening torque with screw-type terminals	0.8 ... 1 N·m
Ambient conditions	
ambient temperature	
• during operation	-25 ... +70 °C
• during storage	-40 ... +80 °C
environmental category during operation according to IEC 60721	3M6, 3S2, 3B2, 3K6 (with relative air humidity of 10 ... 95%, no condensation in operation permitted for all devices behind front panel)
Environmental footprint	
Environmental Product Declaration (EPD)	Yes
global warming potential [CO ₂ eq] total	0.787 kg
global warming potential [CO ₂ eq] during manufacturing	0.566 kg
global warming potential [CO ₂ eq] during operation	0.235 kg
global warming potential [CO ₂ eq] after end of life	-0.015 kg
Installation/ mounting/ dimensions	
fastening method	front plate mounting
height	40 mm
width	30 mm
shape of the installation opening	round
mounting diameter	22.3 mm
positive tolerance of installation diameter	0.4 mm
mounting height	11.4 mm
installation width	29.5 mm
installation depth	49.6 mm
Approvals Certificates	
<div>General Product Approval</div> <div>     <div> Special Test Certificate Type Test Certificates/Test Report </div> </div>	

other	Environment
-------	-------------

[Confirmation](#)



Siemens
EcoTech



[Environmental Confirmations](#)

Further information

Information on the packaging

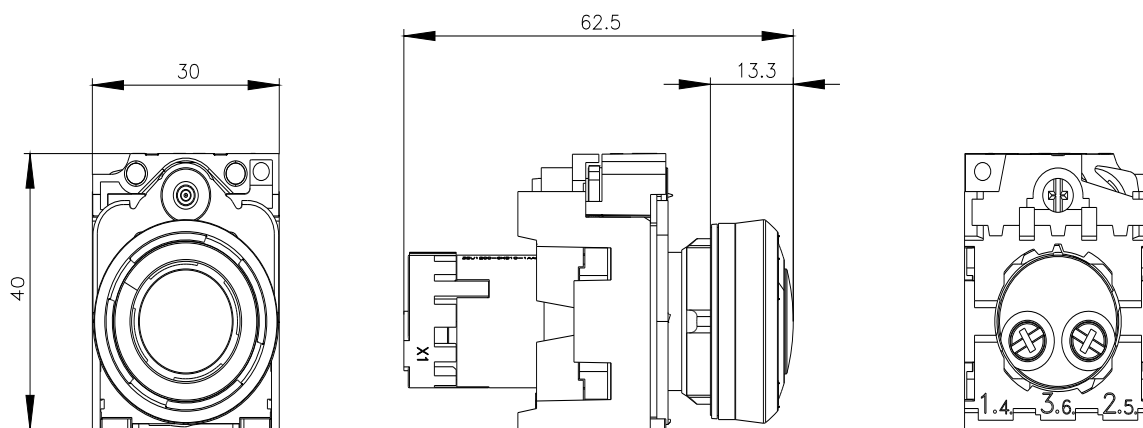
<https://support.industry.siemens.com/cs/ww/en/view/109813875>

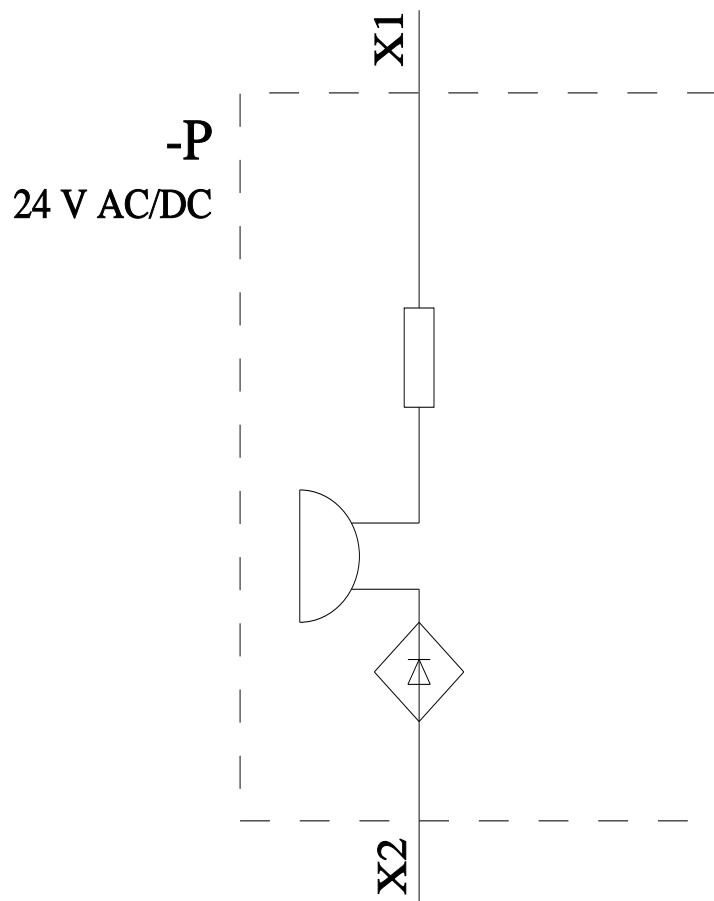
Information- and Downloadcenter (Catalogs, Brochures,...)

<https://www.siemens.com/ic10>

Industry Mall (Online ordering system)

<https://mall.industry.siemens.com/mall/en/en/Catalog/product?mlfb=3SU1200-6KB10-1AA0-Z X90>





last modified:

4/2/2025 