

# UT 6-HESILED 24 (6,3X32) - Fuse modular terminal block



3046414

<https://www.phoenixcontact.com/us/products/3046414>

Please be informed that the data shown in this PDF document is generated from our online catalog. Please find the complete data in the user documentation. Our general terms of use for downloads are valid.



Fuse modular terminal block, fuse type: Glass / ceramics / ..., fuse type: G / 6,3 x 32, nom. voltage: 24 V, nominal current: 10 A, connection method: Screw connection, Rated cross section: 6 mm<sup>2</sup>, cross section: 0.2 mm<sup>2</sup>- 10 mm<sup>2</sup>, mounting type: NS 35/7,5, NS 35/15, color: black

## Your advantages

- An extremely compact design
- Test pick-off on both sides in the fuse lever
- Tested for railway applications

## Commercial data

Item number	3046414
Packing unit	50 pc
Minimum order quantity	50 pc
Sales key	BE01
Product key	BE1134
GTIN	4046356055819
Weight per piece (including packing)	24.814 g
Weight per piece (excluding packing)	25.09 g
Customs tariff number	85369095
Country of origin	PL

# UT 6-HESILED 24 (6,3X32) - Fuse modular terminal block



3046414

<https://www.phoenixcontact.com/us/products/3046414>

## Technical data

### Notes

General	The current is determined by the fuse used, the voltage by the selected LED. If the fuse is faulty, the downstream circuit will not be disconnected.
---------	---

### Product properties

Product type	Fuse terminal block
Product family	UT
Area of application	Railway industry
	Machine building
	Plant engineering
Number of connections	2
Number of rows	1
Potentials	1

### Insulation characteristics

Overvoltage category	III
Degree of pollution	3

### Electrical properties

Fuse type	Glass / ceramics / ...
Rated surge voltage	6 kV
Maximum power dissipation for nominal condition	1.31 W
Fuse	G / 6,3 x 32
LED voltage range	12 V AC/DC ... 30 V AC/DC
Maximum current with single arrangement	10 A
LED current range	0.31 mA ... 0.95 mA
Maximum power dissipation	max. 1.6 W (with single arrangement of the fuse terminal block in the event of overload)
	max. 1.6 W (With interconnected arrangement of several fuse terminal blocks in the event of overload)
	max. 4 W (with single arrangement of the fuse terminal block in the event of a short-circuit)
	max. 2.5 W (With interconnected arrangement of several fuse terminal blocks in the event of a short-circuit)

### Input data

LED voltage range	12 V AC/DC ... 30 V AC/DC
-------------------	---------------------------

### Connection data

Number of connections per level	2
Nominal cross section	6 mm²

Level 1 above 1 below 1

# UT 6-HESILED 24 (6,3X32) - Fuse modular terminal block



3046414

<https://www.phoenixcontact.com/us/products/3046414>

Connection method	Screw connection
Screw thread	M4
Tightening torque	1.5 ... 1.8 Nm
Stripping length	10 mm
Internal cylindrical gage	A5
Connection in acc. with standard	IEC 60947-7-3
Conductor cross-section rigid	0.2 mm <sup>2</sup> ... 10 mm <sup>2</sup>
Cross section AWG	24 ... 8 (converted acc. to IEC)
Conductor cross-section flexible	0.2 mm <sup>2</sup> ... 10 mm <sup>2</sup>
Conductor cross-section, flexible [AWG]	24 ... 8 (converted acc. to IEC)
Conductor cross-section flexible ultrasound-compressed	0.34 mm <sup>2</sup> ... 10 mm <sup>2</sup>
Conductor cross-section, flexible [AWG] ultrasound-compressed	22 ... 8 (converted acc. to IEC)
Conductor cross-section flexible (ferrule without plastic sleeve)	0.25 mm <sup>2</sup> ... 6 mm <sup>2</sup>
Flexible conductor cross-section (ferrule with plastic sleeve)	0.25 mm <sup>2</sup> ... 6 mm <sup>2</sup>
2 conductors with same cross section, solid	0.2 mm <sup>2</sup> ... 2.5 mm <sup>2</sup>
2 conductors with same cross section, flexible	0.2 mm <sup>2</sup> ... 2.5 mm <sup>2</sup>
2 conductors with same cross section, flexible, with ferrule without plastic sleeve	0.25 mm <sup>2</sup> ... 1.5 mm <sup>2</sup>
2 conductors with the same cross section, flexible, with TWIN ferrule with plastic sleeve	0.5 mm <sup>2</sup> ... 4 mm <sup>2</sup>
Nominal current	10 A
Maximum load current	10 A (the current is determined by the fuse used)
Nominal voltage	24 V
Nominal cross section	6 mm <sup>2</sup>

## Dimensions

Width	8.2 mm
Height	57.8 mm
Depth on NS 35/7,5	73 mm
Depth on NS 35/15	80.5 mm

## Material specifications

Color	black (RAL 9005)
Flammability rating according to UL 94	V0
Insulating material group	I
Insulating material	PA
Static insulating material application in cold	-60 °C
Temperature index of insulation material (DIN EN 60216-1 (VDE 0304-21))	125 °C
Relative insulation material temperature index (Elec., UL 746 B)	130 °C
Fire protection for rail vehicles (DIN EN 45545-2) R22	HL 1 - HL 3
Fire protection for rail vehicles (DIN EN 45545-2) R23	HL 1 - HL 3
Fire protection for rail vehicles (DIN EN 45545-2) R24	HL 1 - HL 3
Fire protection for rail vehicles (DIN EN 45545-2) R26	HL 1 - HL 3
Calorimetric heat release NFPA 130 (ASTM E 1354)	27,5 MJ/kg

# UT 6-HESILED 24 (6,3X32) - Fuse modular terminal block



3046414

<https://www.phoenixcontact.com/us/products/3046414>

Surface flammability NFPA 130 (ASTM E 162)	passed
Specific optical density of smoke NFPA 130 (ASTM E 662)	passed
Smoke gas toxicity NFPA 130 (SMP 800C)	passed

## Mechanical properties

### Mechanical data

Open side panel	No
-----------------	----

## Environmental and real-life conditions

### Ambient conditions

Ambient temperature (operation)	-60 °C ... 110 °C (Operating temperature range incl. self-heating; for max. short-term operating temperature, see RTI Elec.)
Ambient temperature (storage/transport)	-25 °C ... 60 °C (for a short time, not exceeding 24 h, -60 °C to +70 °C)
Ambient temperature (assembly)	-5 °C ... 70 °C
Ambient temperature (actuation)	-5 °C ... 70 °C
Permissible humidity (operation)	20 % ... 90 %
Permissible humidity (storage/transport)	30 % ... 70 %

## Standards and regulations

Connection in acc. with standard	IEC 60947-7-3
----------------------------------	---------------

## Mounting

Mounting type	NS 35/7,5
	NS 35/15

# UT 6-HESILED 24 (6,3X32) - Fuse modular terminal block

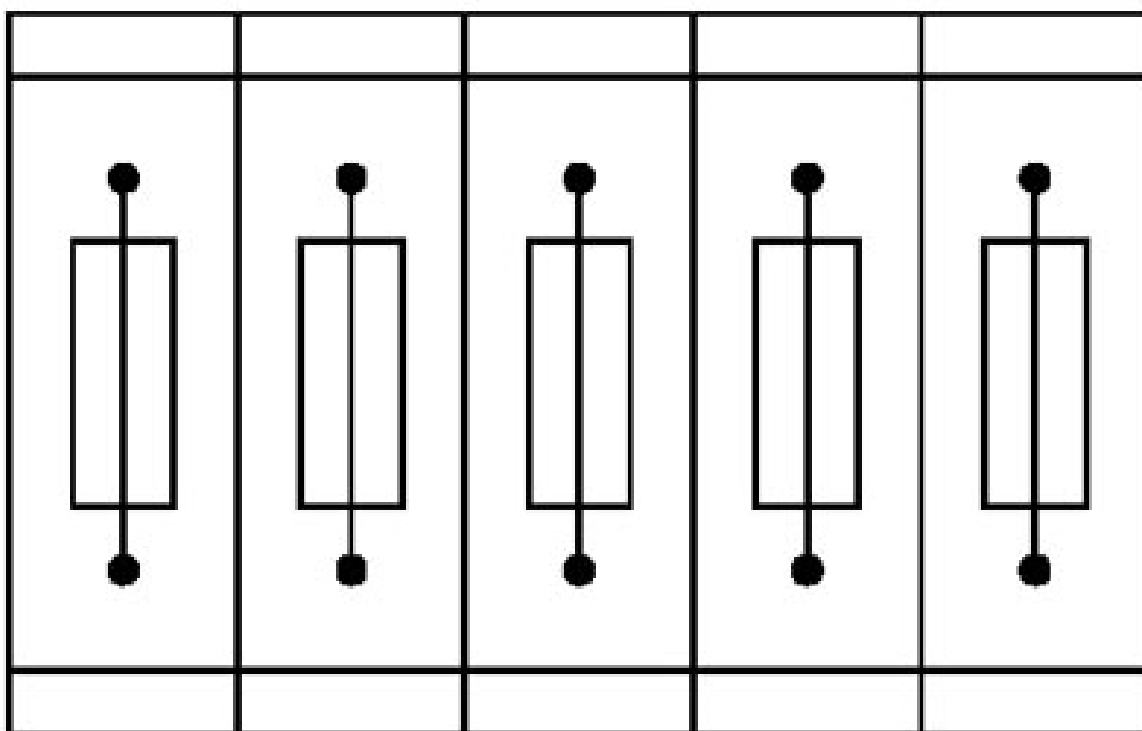


3046414

<https://www.phoenixcontact.com/us/products/3046414>

## Drawings

### Application drawing



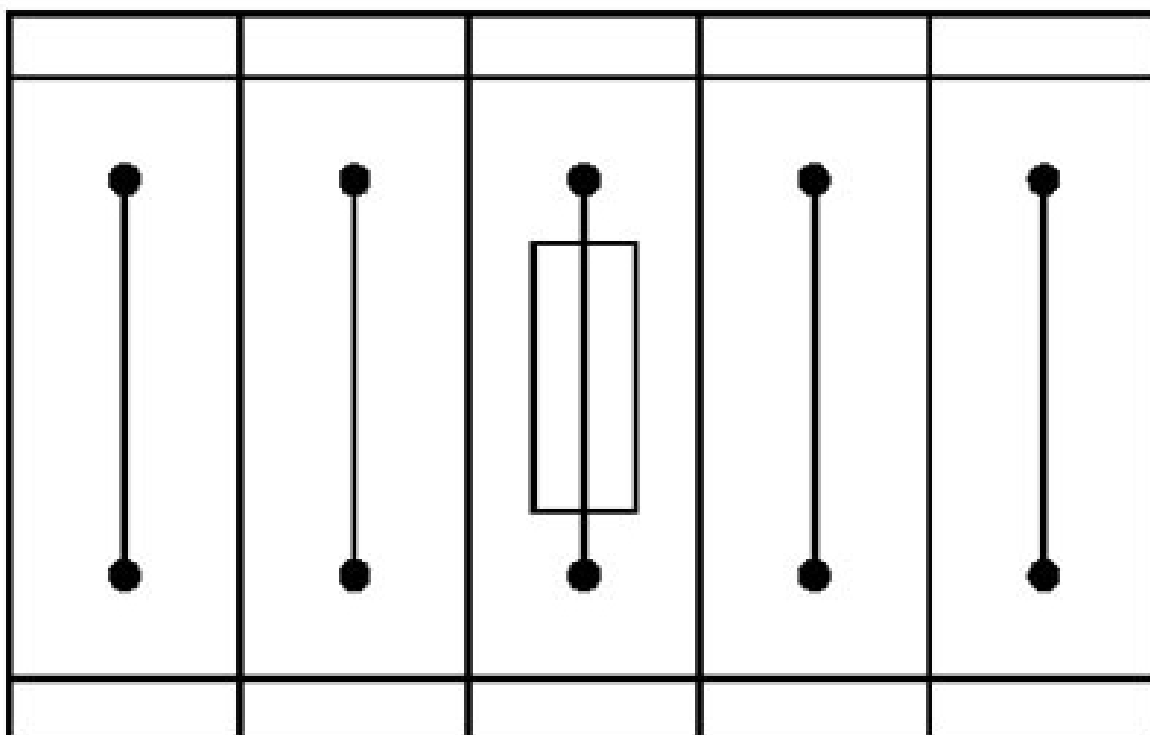
Fuse terminal blocks in interconnected arrangement,  
block consisting of 5 fuse terminal blocks

# UT 6-HESILED 24 (6,3X32) - Fuse modular terminal block

3046414

<https://www.phoenixcontact.com/us/products/3046414>

Application drawing



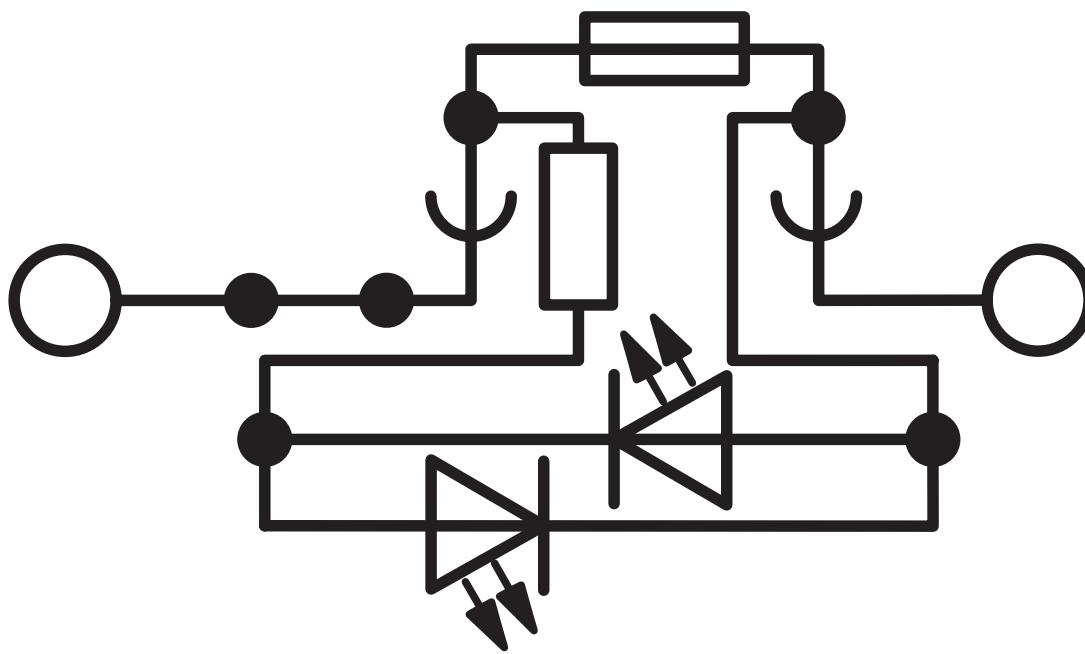
Fuse terminal block in single arrangement,  
block consisting of one fuse terminal block and 4 feed-through terminal blocks

# UT 6-HESILED 24 (6,3X32) - Fuse modular terminal block

3046414

<https://www.phoenixcontact.com/us/products/3046414>

Circuit diagram



# UT 6-HESILED 24 (6,3X32) - Fuse modular terminal block



3046414

<https://www.phoenixcontact.com/us/products/3046414>

## Approvals

To download certificates, visit the product detail page: <https://www.phoenixcontact.com/us/products/3046414>

**DNV**

Approval ID: TAE00001S9



**CSA**

Approval ID: 13631



**IECEE CB Scheme**

Approval ID: NL-23159\_A1

	Nominal voltage $U_N$	Nominal current $I_N$	Cross section AWG	Cross section $\text{mm}^2$
keine				
	24 V	10 A	-	0.2 - 6



**EAC**

Approval ID: KZ7500651131219505



**cULus Recognized**

Approval ID: E60425

	Nominal voltage $U_N$	Nominal current $I_N$	Cross section AWG	Cross section $\text{mm}^2$
B				
	600 V	10 A	24 - 8	-
Disconnect terminal block function	600 V	16 A	24 - 8	-
C				
	600 V	10 A	24 - 8	-
Disconnect terminal block function	600 V	16 A	24 - 8	-



**KEMA-KEUR**

Approval ID: 71-104946

	Nominal voltage $U_N$	Nominal current $I_N$	Cross section AWG	Cross section $\text{mm}^2$
keine				
	24 V	10 A	-	0.2 - 6



**CSA**

Approval ID: 13631



# UT 6-HESILED 24 (6,3X32) - Fuse modular terminal block



3046414

<https://www.phoenixcontact.com/us/products/3046414>

## Classifications

### ECLASS

ECLASS-13.0	27250113
ECLASS-15.0	27250113

### ETIM

ETIM 9.0	EC000899
----------	----------

### UNSPSC

UNSPSC 21.0	39121400
-------------	----------

# UT 6-HESILED 24 (6,3X32) - Fuse modular terminal block



3046414

<https://www.phoenixcontact.com/us/products/3046414>

## Environmental product compliance

### EU RoHS

Fulfills EU RoHS substance requirements	Yes
Exemption	6(c)

### China RoHS

Environment friendly use period (EFUP)	EFUP-50
	An article-related China RoHS declaration table can be found in the download area for the respective article under "Manufacturer declaration". For all articles with EFUP-E, no China RoHS declaration table issued and required.

### EU REACH SVHC

REACH candidate substance (CAS No.)	Lead(CAS: 7439-92-1)
SCIP	c7d96f8c-307d-49e7-9f04-c5ee61f83bf9

Phoenix Contact 2025 © - all rights reserved

<https://www.phoenixcontact.com>

Phoenix Contact USA  
586 Fulling Mill Road  
Middletown, PA 17057, United States  
(+717) 944-1300  
[info@phoenixcon.com](mailto:info@phoenixcon.com)