

PTRV 4 /WH-COL - Marshalling panel



3001874

<https://www.phoenixcontact.com/us/products/3001874>

Please be informed that the data shown in this PDF document is generated from our online catalog. Please find the complete data in the user documentation. Our general terms of use for downloads are valid.



Marshalling panel, nom. voltage: 250 V, nominal current: 10 A, connection method: Push-in connection, 1st, 2nd, 3rd and 4th level, Rated cross section: 1.5 mm², cross section: 0.14 mm² - 2.5 mm², mounting: NS 35/7,5, NS 35/15, color: gray

Your advantages

- Tool-free wiring in a confined space thanks to compact size
- High contact quality thanks to push-in technology as a replacement for Wire-Wrap®, TERMI-POINT®, etc.
- Individual color assignment of cable and terminal point to ensure error-free, safe operation
- Color configuration possible according to VDE 0812, VDE 0815, DIN 47100 or unlimited.
- The 2.3 mm test pick-off enables testing between the conductors with commercially available test probes

Commercial data

| | |
|--------------------------------------|--------------------------------|
| Item number | 3001874 |
| Packing unit | 10 pc |
| Minimum order quantity | 1 pc |
| Note | Made to order (non-returnable) |
| Sales key | BE63 |
| Product key | BE6211 |
| GTIN | 4055626038377 |
| Weight per piece (including packing) | 18.06 g |
| Weight per piece (excluding packing) | 18.06 g |
| Customs tariff number | 85369010 |
| Country of origin | PL |

PTRV 4 /WH-COL - Marshalling panel



3001874

<https://www.phoenixcontact.com/us/products/3001874>

Technical data

Product properties

| | |
|-----------------------|----------------------|
| Product type | Marshalling terminal |
| Number of positions | 2 |
| Number of connections | 16 |
| Number of rows | 4 |
| Potentials | 4 |

Insulation characteristics

| | |
|----------------------|-----|
| Overvoltage category | III |
|----------------------|-----|

Electrical properties

| | |
|---|--------|
| Rated surge voltage | 6 kV |
| Maximum power dissipation for nominal condition | 0.56 W |

Connection data

| | |
|---------------------------------|---------------------|
| Number of connections per level | 4 |
| Nominal cross section | 1.5 mm ² |

1st, 2nd, 3rd and 4th level

| | |
|---|---|
| Connection method | Push-in connection |
| Stripping length | 8 mm ... 10 mm |
| Conductor cross-section rigid | 0.14 mm ² ... 2.5 mm ² |
| Cross section AWG | 26 ... 12 (converted acc. to IEC) |
| Conductor cross-section flexible | 0.14 mm ² ... 1.5 mm ² |
| Conductor cross-section, flexible [AWG] | 26 ... 14 (converted acc. to IEC) |
| Conductor cross-section flexible (ferrule without plastic sleeve) | 0.14 mm ² ... 1.5 mm ² |
| Flexible conductor cross-section (ferrule with plastic sleeve) | 0.14 mm ² ... 1.5 mm ² |
| Nominal current | 10 A |
| Maximum load current | 10 A (with 1.5 mm ² conductor cross-section) |
| Nominal voltage | 250 V |
| Nominal cross section | 1.5 mm ² |

1st, 2nd, 3rd and 4th level Connection cross sections directly pluggable

| | |
|---|--|
| Conductor cross-section rigid | 0.34 mm ² ... 2.5 mm ² |
| Conductor cross-section, rigid [AWG] | 20 ... 12 (converted acc. to IEC) |
| Conductor cross-section flexible | 0.34 mm ² ... 1.5 mm ² |
| Conductor cross-section, flexible [AWG] | 14 (converted acc. to IEC) |
| Conductor cross-section flexible (ferrule without plastic sleeve) | 0.34 mm ² ... 1.5 mm ² |
| Flexible conductor cross-section (ferrule with plastic sleeve) | 0.34 mm ² ... 1.5 mm ² |

Dimensions

| | |
|--------|--------|
| Width | 8.3 mm |
| Height | 64 mm |

PTRV 4 /WH-COL - Marshalling panel



3001874

<https://www.phoenixcontact.com/us/products/3001874>

| | |
|--------------------|---------|
| Depth on NS 35/7,5 | 55.5 mm |
| Depth on NS 35/15 | 63 mm |

Material specifications

| | |
|--|-----------------|
| Color | gray (RAL 7042) |
| Flammability rating according to UL 94 | V0 |
| Insulating material group | I |
| Insulating material | PA |

Electrical tests

Surge voltage test

| | |
|-----------------------|-------------|
| Test voltage setpoint | 4.8 kV |
| Result | Test passed |

Temperature-rise test

| | |
|--|-------------------------------------|
| Requirement temperature-rise test | Increase in temperature ≤ 45 K |
| Result | Test passed |
| Short-time withstand current 1.5 mm ² | 0.18 kA |
| Result | Test passed |

Power-frequency withstand voltage

| | |
|-----------------------|-------------|
| Test voltage setpoint | 1.5 kV |
| Result | Test passed |

Mechanical properties

Mechanical data

| | |
|-----------------|-----|
| Open side panel | Yes |
|-----------------|-----|

Mechanical tests

Mechanical strength

| | |
|--------|-------------|
| Result | Test passed |
|--------|-------------|

Attachment on the carrier

| | |
|-------------------------|-------------|
| DIN rail/fixing support | NS 35 |
| Test force setpoint | 1 N |
| Result | Test passed |

Test for conductor damage and slackening

| | |
|--------------------------------|-------------------------------|
| Rotation speed | 10 rpm |
| Revolutions | 135 |
| Conductor cross-section/weight | 0.14 mm ² / 0.2 kg |
| | 1.5 mm ² / 0.4 kg |
| | 2.5 mm ² / 0.7 kg |
| Result | Test passed |

Environmental and real-life conditions

Aging

| | |
|--------------------|-------------|
| Temperature cycles | 192 |
| Result | Test passed |

Needle-flame test

| | |
|------------------|-------------|
| Time of exposure | 30 s |
| Result | Test passed |

Oscillation/broadband noise

| | |
|------------------------|--|
| Specification | DIN EN 50155 (VDE 0115-200):2008-03 |
| Spectrum | Long life test category 2, bogie-mounted |
| Frequency | $f_1 = 5 \text{ Hz}$ to $f_2 = 250 \text{ Hz}$ |
| ASD level | $6.12 \text{ (m/s}^2\text{)}^2\text{/Hz}$ |
| Acceleration | 3.12g |
| Test duration per axis | 5 h |
| Test directions | X-, Y- and Z-axis |
| Result | Test passed |

Shocks

| | |
|--------------------------------|-------------------------------------|
| Specification | DIN EN 50155 (VDE 0115-200):2008-03 |
| Pulse shape | Half-sine |
| Acceleration | 30g |
| Shock duration | 18 ms |
| Number of shocks per direction | 3 |
| Test directions | X-, Y- and Z-axis (pos. and neg.) |
| Result | Test passed |

Ambient conditions

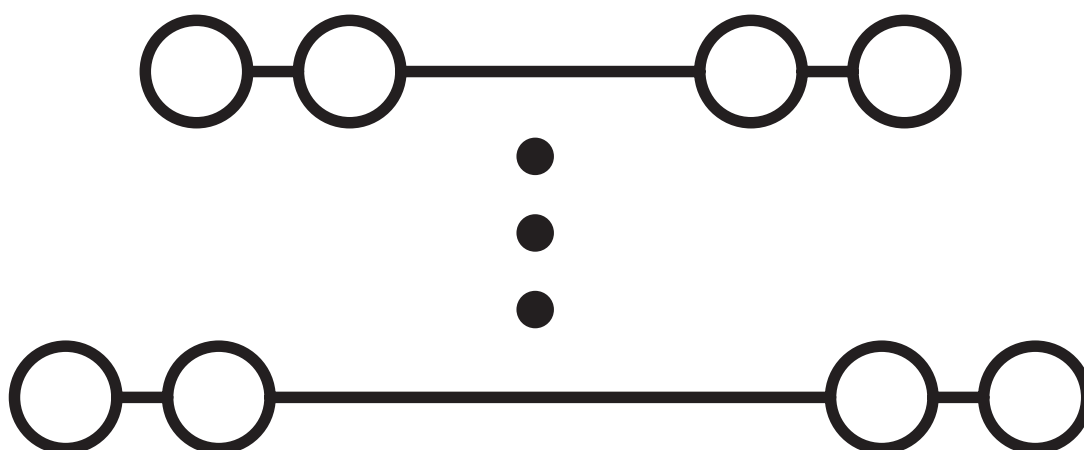
| | |
|--|---|
| Ambient temperature (operation) | -60 °C ... 85 °C |
| Ambient temperature (storage/transport) | -25 °C ... 55 °C (for a short time, not exceeding 24 h, -60 °C to +70 °C) |
| Ambient temperature (assembly) | -5 °C ... 70 °C |
| Ambient temperature (actuation) | -5 °C ... 70 °C |
| Permissible humidity (storage/transport) | 30 % ... 70 % |

Mounting

| | |
|---------------|-----------|
| Mounting type | NS 35/7,5 |
| | NS 35/15 |

Drawings

Circuit diagram



PTRV 4 /WH-COL - Marshalling panel





3001874

<https://www.phoenixcontact.com/us/products/3001874>


Approvals


To download certificates, visit the product detail page: <https://www.phoenixcontact.com/us/products/3001874>

|  CSA Approval ID: 2030668 | | | | |
|--|-----------------------|-----------------------|-------------------|-----------------------------|
| | Nominal voltage U_N | Nominal current I_N | Cross section AWG | Cross section mm^2 |
| B | | | | |
| | 300 V | 10 A | 26 - 14 | - |
| D | | | | |
| | 300 V | 10 A | 26 - 14 | - |

|  IECEE CB Scheme Approval ID: NL-58817 | | | | |
|---|-----------------------|-----------------------|-------------------|-----------------------------|
| | Nominal voltage U_N | Nominal current I_N | Cross section AWG | Cross section mm^2 |
| keine | | | | |
| | 250 V | 10 A | - | - |

|  EAC Approval ID: RU C-DE.BL08.B.00682 | | | | |
|---|--|--|--|--|
|---|--|--|--|--|

|  cULus Recognized Approval ID: E60425 | | | | |
|--|-----------------------|-----------------------|-------------------|-----------------------------|
| | Nominal voltage U_N | Nominal current I_N | Cross section AWG | Cross section mm^2 |
| D | | | | |
| | 300 V | 10 A | 26 - 14 | - |

|  KEMA-KEUR Approval ID: 71-102890 | | | | |
|--|-----------------------|-----------------------|-------------------|-----------------------------|
| | Nominal voltage U_N | Nominal current I_N | Cross section AWG | Cross section mm^2 |
| keine | | | | |
| Only flexible conductors | 250 V | 10 A | - | 0.14 - 1.5 |
| Only rigid conductors | 250 V | 10 A | - | 0.14 - 2.5 |

| DNV Approval ID: TAE000016Y | | | | |
|---------------------------------------|--|--|--|--|
|---------------------------------------|--|--|--|--|

PTRV 4 /WH-COL - Marshalling panel



3001874

<https://www.phoenixcontact.com/us/products/3001874>

Classifications

ECLASS

| | |
|-------------|----------|
| ECLASS-13.0 | 27250105 |
| ECLASS-15.0 | 27250105 |

ETIM

| | |
|----------|----------|
| ETIM 9.0 | EC000897 |
|----------|----------|

UNSPSC

| | |
|-------------|----------|
| UNSPSC 21.0 | 39121400 |
|-------------|----------|

PTRV 4 /WH-COL - Marshalling panel



3001874

<https://www.phoenixcontact.com/us/products/3001874>

Environmental product compliance

| | |
|---|--|
| EU RoHS | |
| Fulfills EU RoHS substance requirements | Yes, No exemptions |
| China RoHS | |
| Environment friendly use period (EFUP) | EFUP-E |
| | No hazardous substances above the limits |
| EU REACH SVHC | |
| REACH candidate substance (CAS No.) | No substance above 0.1 wt% |

Phoenix Contact 2025 © - all rights reserved
<https://www.phoenixcontact.com>

Phoenix Contact USA
586 Fulling Mill Road
Middletown, PA 17057, United States
(+717) 944-1300
info@phoenixcon.com