

Please be informed that the data shown in this PDF document is generated from our online catalog. Please find the complete data in the user documentation. Our general terms of use for downloads are valid.



Safe coupling relay with force-guided contacts, 3 N/O contacts, 3 N/C contacts, plug-in screw terminal block, width: 22.5 mm

Your advantages

- Up to Cat. 1/PL c in accordance with EN ISO 13849-1, SIL 1 in accordance with IEC 61508
- Safe readback due to force-guided signal contact in accordance with EN 50205
- Easy proof test according to IEC 61508 thanks to integrated signal contact
- 1 or 2-channel control
- 3 enabling current paths, 3 confirmation current paths

Commercial data

Item number	2981839
Packing unit	1 pc
Minimum order quantity	1 pc
Sales key	DN01
Product key	DNA162
GTIN	4046356138604
Weight per piece (including packing)	153.7 g
Weight per piece (excluding packing)	126.9 g
Customs tariff number	85364900
Country of origin	DE

## Technical data

### Notes

#### Note on application

Note on application	Only for industrial use
---------------------	-------------------------

### Product properties

Product type	Coupling relay
Product family	PSRclassic
Application	Safe switch off
	High demand
	Low demand
Control	1 and 2 channel
Mechanical service life	10x 10 <sup>6</sup> cycles
Relay type	Electromechanical relay with force-guided contacts in accordance with IEC/EN 61810-3


#### Insulation characteristics

Overvoltage category	III
Degree of pollution	2

#### Times

Restart time	< 1 s (Boot time)
--------------	-------------------

### Electrical properties

Maximum power dissipation for nominal condition	6.11 W (at $U_B = 26.4$ V DC, $U_S = 24$ V, $I_S = 45$ mA, $n = 1$ , $I_L^2 = 48$ A <sup>2</sup> , $R_{\text{contact}} = 0.1 \Omega$  )
Nominal operating mode	100% operating factor
Rated insulation voltage	250 V
Rated surge voltage/insulation	4 kV / Basic isolation, (safe isolation, reinforced insulation and 6 kV between input circuit and enabling current paths.)

#### Supply

Rated control circuit supply voltage $U_S$	20.4 V AC/DC ... 26.4 V AC/DC
--	-------------------------------

### Input data

#### General

Rated control circuit supply voltage $U_S$	24 V AC/DC -15 % / +10 %
Power consumption at $U_S$	typ. 1.08 W
Rated control supply current $I_S$	typ. 45 mA
Input voltage range	20.4 V AC/DC ... 26.4 V AC/DC
Inrush current	typ. 350 mA DC ( $\Delta t < 1 \mu s$ at $U_S$ )
	typ. 350 mA AC ( $\Delta t = 2$ ms at $U_S$ )
Typ. starting time with $U_S$	typ. 15 ms (when controlled via A1)
Typical release time	typ. 15 ms (when controlled via A1)

# PSR-SCP- 24UC/URM/3X1/3X2 - Coupling relay



2981839

<https://www.phoenixcontact.com/us/products/2981839>

Recovery time	< 500 ms
Maximum switching frequency	0.5 Hz
Protective circuit	Surge protection; Suppressor diode
Operating voltage display	1 x LED (green)

## Output data

Contact switching type	3 enabling current paths
	3 confirmation current paths
Contact material	AgSnO <sub>2</sub>
Maximum switching voltage	230 V AC/DC (Observe the load curve)
Minimum switching voltage	5 V AC/DC
Limiting continuous current	6 A (N/O contact)
	6 A (N/C contact)
Maximum inrush current	8 A
Inrush current, minimum	10 mA
Sq. Total current	48 A <sup>2</sup>
Interrupting rating (ohmic load) max.	For additional values, see load curve
Maximum interrupting rating (inductive load)	48 W (N/O contact, 24 V DC, $\tau = 40$ ms)
	40 W (N/O contact, 48 V DC, $\tau = 40$ ms)
	36 W (N/O contact, 60 V DC, $\tau = 40$ ms)
	35 W (N/O contact, 110 V DC, $\tau = 40$ ms)
	33 W (N/O contact, 220 V DC, $\tau = 40$ ms)
Switching power	min. 50 mW
Output fuse	10 A gL/gG (N/O contact)
	4 A gL/gG (N/O contact, for low-demand applications)
	6 A gL/gG (N/C contact)

## Relay

Number of outputs	3
-------------------	---

## Connection data

### Connection technology

pluggable	yes
-----------	-----

### Conductor connection

Connection method	Screw connection
Conductor cross-section rigid	0.2 mm <sup>2</sup> ... 2.5 mm <sup>2</sup>
Conductor cross-section flexible	0.2 mm <sup>2</sup> ... 2.5 mm <sup>2</sup>
Conductor cross-section AWG	24 ... 12
Stripping length	7 mm
Screw thread	M3
Tightening torque	0.6 Nm

## Dimensions

Width	22.5 mm
-------	---------

# PSR-SCP- 24UC/URM/3X1/3X2 - Coupling relay



2981839

<https://www.phoenixcontact.com/us/products/2981839>

Height	114.5 mm
Depth	99 mm

## Material specifications

Color (Housing)	yellow (RAL 1018)
Housing material	PA

## Characteristics

### Safety data

Stop category	0
---------------	---

### Safety data: EN ISO 13849

Category	1
Performance level (PL)	c

### Safety data: IEC 61508 - High demand

Safety Integrity Level (SIL)	1
------------------------------	---

### Safety data: IEC 61508 - Low demand

Safety Integrity Level (SIL)	1
------------------------------	---

### Safety data

Safety Integrity Level (SIL)	1
------------------------------	---

## Environmental and real-life conditions

### Ambient conditions

Degree of protection	IP20
Min. degree of protection of inst. location	IP54
Ambient temperature (operation)	-20 °C ... 55 °C
Ambient temperature (storage/transport)	-40 °C ... 70 °C
Maximum altitude	max. 2000 m (Above sea level)
Max. permissible humidity (storage/transport)	75 % (on average, 85% infrequently, non-condensing)
Max. permissible relative humidity (operation)	75 % (on average, 85% infrequently, non-condensing)
Shock	15g (In the event of stress caused by shock, contact reactions are possible for up to 2 ms.)
Vibration (operation)	10 Hz ... 150 Hz, 2g (In the event of stress caused by vibration, contact reactions are possible for up to 1 ms.)

## Approvals

### CE

Certificate	CE-compliant
-------------	--------------

## Mounting

Mounting type	DIN rail mounting
Mounting position	vertical or horizontal

PSR-SCP- 24UC/URM/3X1/3X2 - Coupling relay

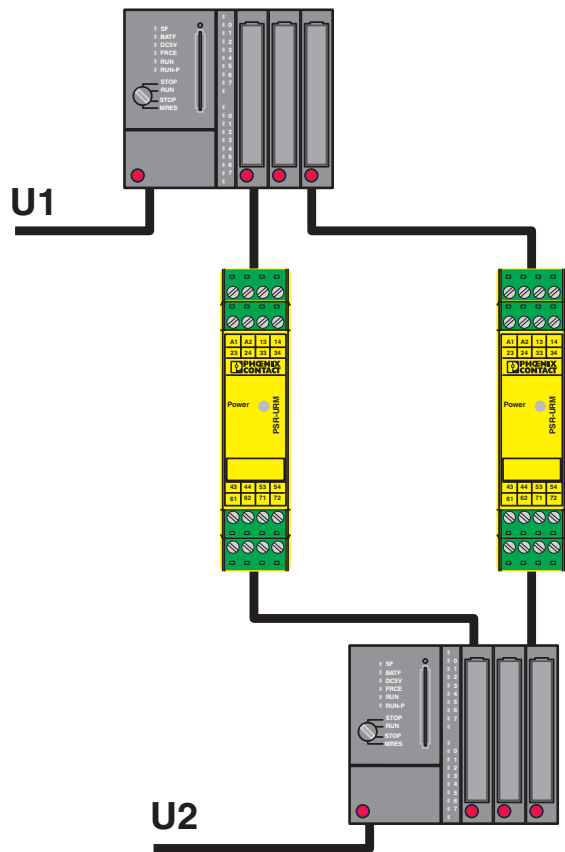


2981839

<https://www.phoenixcontact.com/us/products/2981839>

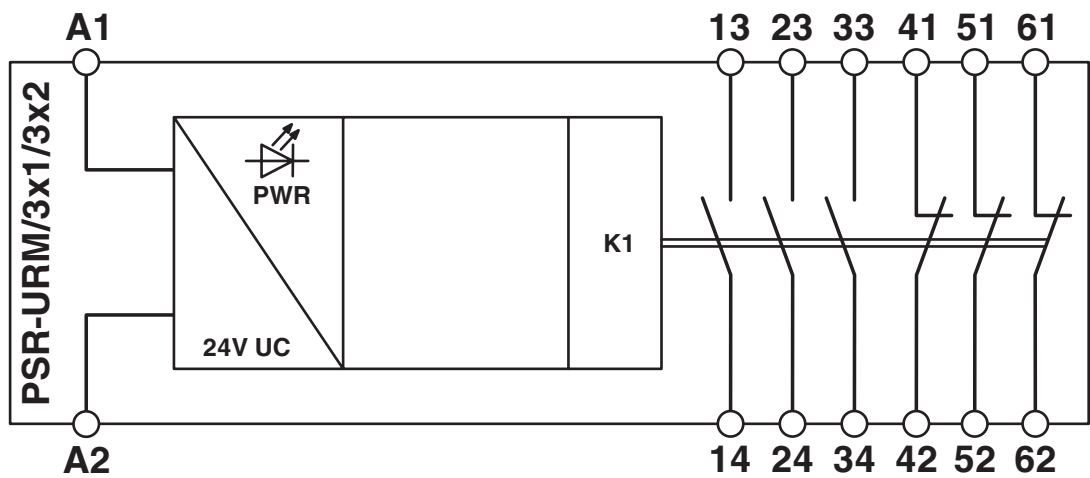
Drawings

Application drawing



Reliable signal exchange between two systems with confirmation function.


Block diagram





Block diagram


Approvals


To download certificates, visit the product detail page: <https://www.phoenixcontact.com/us/products/2981839>

**Functional Safety**  
Approval ID: 3535 2399

**Functional Safety**  
Approval ID: 3535 2399

**cULus Listed**  
Approval ID: E140324

**cULus Listed**  
Approval ID: E140324

**Functional Safety**  
Approval ID: 4478015124312

**Functional Safety**  
Approval ID: 4478015124312

# PSR-SCP- 24UC/URM/3X1/3X2 - Coupling relay



2981839

<https://www.phoenixcontact.com/us/products/2981839>

## Classifications

### ECLASS

ECLASS-13.0	27371819
ECLASS-15.0 ASSET	27250101
ECLASS-15.0	27371819

### ETIM

ETIM 9.0	EC001449
----------	----------

### UNSPSC

UNSPSC 21.0	39122200
-------------	----------

## Environmental product compliance

### EU RoHS

Fulfills EU RoHS substance requirements	Yes
Exemption	7(a)

### China RoHS

Environment friendly use period (EFUP)	EFUP-50
	An article-related China RoHS declaration table can be found in the download area for the respective article under "Manufacturer declaration". For all articles with EFUP-E, no China RoHS declaration table issued and required.

### EU REACH SVHC

REACH candidate substance (CAS No.)	Hexahydromethylphthalic anhydride(CAS: n/a)
	Lead(CAS: 7439-92-1)
SCIP	5041cc60-3446-4624-b4dc-2d798efd9a11