

FLK 50/2FLK20/EZ-DR/ 300/DV - Cable



2304911

<https://www.phoenixcontact.com/us/products/2304911>

Please be informed that the data shown in this PDF document is generated from our online catalog. Please find the complete data in the user documentation. Our general terms of use for downloads are valid.



Round cable set; controller: Emerson Delta V; connection 1: IDC/FLK socket strip (2x 20-position); connection 2: IDC/FLK socket strip (1x 50-position); cable length: 3 m

Your advantages

- The DeltaV system can be used to install the process wiring via "mass termination blocks" (MTBs) using flat-ribbon cable plugs
- System cables specifically designed for 32-channel I/O modules with 40-pin MTB for connecting I/O modules to 32-channel VARIOFACE interface modules

Commercial data

Item number	2304911
Packing unit	1 pc
Minimum order quantity	1 pc
Note	Made to order (non-returnable)
Sales key	C421
Product key	DK221K
GTIN	4046356011723
Weight per piece (including packing)	433.1 g
Weight per piece (excluding packing)	428 g
Customs tariff number	85444290
Country of origin	DE

Technical data

Product properties

Product type	System cable
--------------	--------------

Environmental and real-life conditions

Ambient conditions

Degree of protection	IP00
Degree of protection (Installation location)	≥ IP54 (Installation location)
Ambient temperature (operation) (fixed installation)	-40 °C ... 70 °C (fixed installation)
Ambient temperature (operation) (flexible installation)	-10 °C ... 70 °C (flexible installation)
Ambient temperature (storage/transport)	-40 °C ... 80 °C
Altitude	≤ 2000 m

Electrical properties

Operating voltage (AC)	≤ 30 V AC
Operating voltage (DC)	≤ 60 V DC
Nominal operating mode	100% operating factor
Current (Per path, 50°C)	≤ 1 A (Uncoiled, see derating)
Current (Per path, 70°C)	≤ 0.6 A (Uncoiled, see derating)

Supported controller EMERSON DeltaV

Suitable I/O card	VE4001S2T2B5
	VE4002S1T2B6

Cable/line

Cable length	3 m
--------------	-----

40X0.14 [PVC]

UL AWM Style	2464/1061
Number of positions	40
Shielded	no
Cable type	40X0.14 [PVC]
Conductor type	Round cable set
Conductor structure signal line	7x 0.16 mm
AWG signal line	26
Conductor cross section	40x 0.14 mm ²
Wire diameter incl. insulation	1 mm ±0.03 mm
External cable diameter	9.90 mm ±0.4 mm
Outer sheath, material	Semi-rigid PVC
External sheath, color	gray
Conductor material	Tin-plated Cu litz wires
Cable resistance	≤ 145 Ω/km (20 °C)
Insulation resistance	≥ 20 MΩ*km (20 °C)

FLK 50/2FLK20/EZ-DR/ 300/DV - Cable



2304911

<https://www.phoenixcontact.com/us/products/2304911>

Smallest bending radius, fixed installation	82 mm
Smallest bending radius, movable installation	155 mm
Dynamic load capacity (bending)	Max. bending cycles: 5000 (at a radius of $\geq 15x$ outside diameter)
Halogen-free	no
Flame resistance	IEC 60332-1-2 (raw cable)
	VDE 0842, Part 332-1-2 (raw cable)
	IEC 60332-3-22 (raw cable)
	UL VW-1
	CSA FT-1
Resistance to oil	can withstand occasional splashes (raw cable)
Cable type	Cable for one module

Color code: Single-core wire

black	IDC/FLK50 (3) = IDC/FLK20-1 (1)
brown	IDC/FLK50 (4) = IDC/FLK20-1 (2)
red	IDC/FLK50 (5) = IDC/FLK20-1 (3)
orange	IDC/FLK50 (6) = IDC/FLK20-1 (4)
yellow	IDC/FLK50 (7) = IDC/FLK20-1 (5)
green	IDC/FLK50 (8) = IDC/FLK20-1 (6)
blue	IDC/FLK50 (9) = IDC/FLK20-1 (7)
violet	IDC/FLK50 (10) = IDC/FLK20-1 (8)
gray	IDC/FLK50 (11) = IDC/FLK20-1 (18)
white	IDC/FLK50 (15) = IDC/FLK20-1 (9)
white-black	IDC/FLK50 (16) = IDC/FLK20-1 (10)
white-brown	IDC/FLK50 (17) = IDC/FLK20-1 (11)
white-red	IDC/FLK50 (18) = IDC/FLK20-1 (12)
white-orange	IDC/FLK50 (19) = IDC/FLK20-1 (13)
white-yellow	IDC/FLK50 (20) = IDC/FLK20-1 (14)
white-green	IDC/FLK50 (21) = IDC/FLK20-1 (15)
white-blue	IDC/FLK50 (22) = IDC/FLK20-1 (16)
white-violet	IDC/FLK50 (23) = IDC/FLK20-1 (20)
white-gray	IDC/FLK50 (27) = IDC/FLK20-2 (1)
brown-black	IDC/FLK50 (28) = IDC/FLK20-2 (2)
brown-red	IDC/FLK50 (29) = IDC/FLK20-2 (3)
brown-orange	IDC/FLK50 (30) = IDC/FLK20-2 (4)
brown-yellow	IDC/FLK50 (31) = IDC/FLK20-2 (5)
brown-green	IDC/FLK50 (32) = IDC/FLK20-2 (6)
brown-blue	IDC/FLK50 (33) = IDC/FLK20-2 (7)
brown-violet	IDC/FLK50 (34) = IDC/FLK20-2 (8)
brown-gray	IDC/FLK50 (35) = IDC/FLK20-2 (18)
brown-white	IDC/FLK50 (39) = IDC/FLK20-2 (9)
green-black	IDC/FLK50 (40) = IDC/FLK20-2 (10)
green-brown	IDC/FLK50 (41) = IDC/FLK20-2 (11)

green-red	IDC/FLK50 (42) = IDC/FLK20-2 (12)
green-orange	IDC/FLK50 (43) = IDC/FLK20-2 (13)
green-blue	IDC/FLK50 (44) = IDC/FLK20-2 (14)
green-violet	IDC/FLK50 (45) = IDC/FLK20-2 (15)
green-gray	IDC/FLK50 (46) = IDC/FLK20-2 (16)
green-white	IDC/FLK50 (47) = IDC/FLK20-2 (20)

Connection data

Connection 1

Connection in acc. with standard	IEC 60603-13 (in compliance)
Connection method	IDC/FLK socket strip
Number of connections	2
Number of positions	20
Insertion/withdrawal cycles	> 50
Pitch	2.54 mm

Connection 2

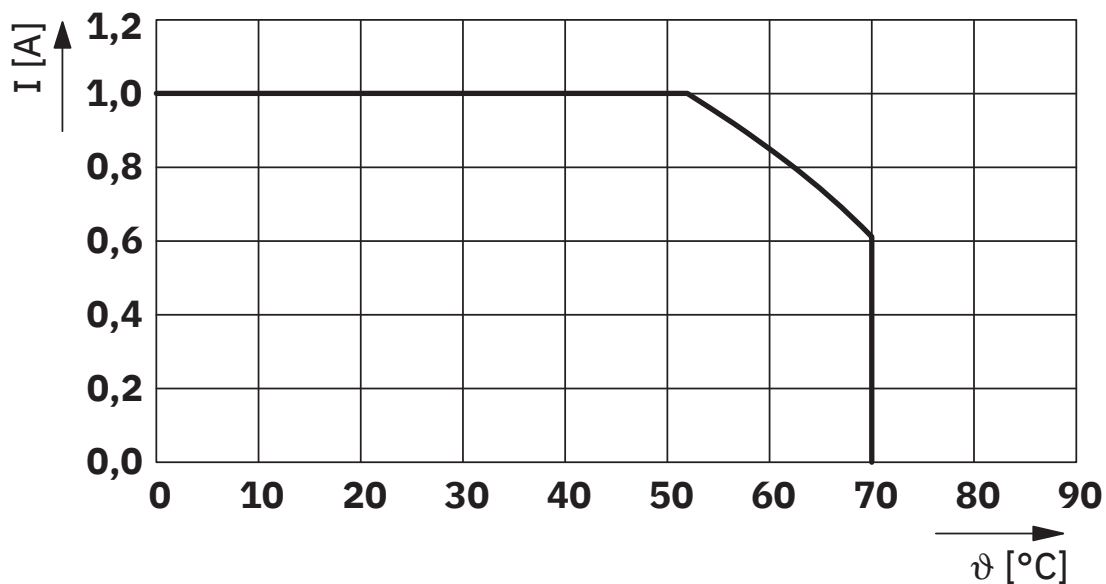
Connection in acc. with standard	IEC 60603-13 (in compliance)
Connection method	IDC/FLK socket strip
Number of connections	1
Number of positions	50
Insertion/withdrawal cycles	> 50
Pitch	2.54 mm

Notes

Notes on operation	For proper use, the specifications of the installation directive (see Downloads) must be observed. For applications or use with third-party products, the specifications, and the safety and warning instructions of the respective third-party manufacturer must also be met.
--------------------	--

Drawings

Diagram



Maximum permissible current per path in uncoiled state

FLK 50/2FLK20/EZ-DR/ 300/DV - Cable





2304911


<https://www.phoenixcontact.com/us/products/2304911>

Approvals

To download certificates, visit the product detail page: <https://www.phoenixcontact.com/us/products/2304911>

	EAC Approval ID: RU*-DE.HB*35.B00385
---	--

<div> UL Listed Approval ID: E238705</div>				
	Nominal voltage U _N	Nominal current I _N	Cross section AWG	Cross section mm ²
keine				
	125 V	1 A	-	-

<div> cUL Listed Approval ID: E238705</div>				
	Nominal voltage U _N	Nominal current I _N	Cross section AWG	Cross section mm ²
keine				
	125 V	1 A	-	-

FLK 50/2FLK20/EZ-DR/ 300/DV - Cable



2304911

<https://www.phoenixcontact.com/us/products/2304911>

Classifications

ECLASS

ECLASS-13.0	27242220
-------------	----------

ETIM

ETIM 9.0	EC000237
----------	----------

UNSPSC

UNSPSC 21.0	26121600
-------------	----------

FLK 50/2FLK20/EZ-DR/ 300/DV - Cable



2304911
<https://www.phoenixcontact.com/us/products/2304911>

Environmental product compliance

EU RoHS	
Fulfills EU RoHS substance requirements	Yes, No exemptions
China RoHS	
Environment friendly use period (EFUP)	EFUP-E
	No hazardous substances above the limits
EU REACH SVHC	
REACH candidate substance (CAS No.)	No substance above 0.1 wt%

Phoenix Contact 2025 © - all rights reserved
<https://www.phoenixcontact.com>

Phoenix Contact USA
586 Fulling Mill Road
Middletown, PA 17057, United States
(+717) 944-1300
info@phoenixcon.com