

EM-PB-GATEWAY-IFS - Data interface



2297620

<https://www.phoenixcontact.com/us/products/2297620>

Please be informed that the data shown in this PDF document is generated from our online catalog. Please find the complete data in the user documentation. Our general terms of use for downloads are valid.



Gateway for the connection of up to 32 Interface system devices to a higher-level controller via PROFIBUS DP. The Interface system devices are connected to the gateway via DIN rail connectors. The DIN rail connectors are provided.

Your advantages

- 8 digital inputs and 4 outputs can be freely parameterized
- Certified according to DPV1 specification (EN 50170)
- Failsafe mode supported
- Digital switching outputs for direct control of the EMM...IFS (forward/reverse running)
- Communication via TBUS with up to 31 EMM...IFS modules

Commercial data

Item number	2297620
Packing unit	1 pc
Minimum order quantity	1 pc
Sales key	C477
Product key	DK7721
GTIN	4046356319652
Weight per piece (including packing)	221 g
Weight per piece (excluding packing)	149.61 g
Customs tariff number	85176200
Country of origin	DE

Technical data

Notes

Utilization restriction

EMC note	EMC: class A product, see manufacturer's declaration in the download area
----------	---

Product properties

Product type	Gateways/Proxies
Operating mode	100% operating factor

Insulation characteristics

Overvoltage category	III
Pollution degree	2

Electrical properties

Supply

Rated control circuit supply voltage U_S	24 V DC -20 % ... +25 %
Rated control supply current I_S	85 mA (plus load current of the outputs)
Protective circuit	Reverse polarity protection
	Surge protection

Input data

Digital

Number	8
Rated actuating voltage U_C	24 V DC ± 20 %
Rated actuating current I_C	3 mA
Protective circuit	Reverse polarity protection
	Surge protection

Output data

Digital: Switching outputs

Number	4
Residual voltage	1 V
Maximum switching voltage	23 V DC ($U_B - U_{resid.}$ of the output)
Max. switching current	500 mA
Protective circuit	Parallel protection against polarity reversal, pay attention to the fuse (Fusing with max. 8 A F-fuse)

Connection data

Supply

Connection method	Push-in connection
-------------------	--------------------

EM-PB-GATEWAY-IFS - Data interface



2297620

<https://www.phoenixcontact.com/us/products/2297620>

Stripping length	10 mm
Conductor cross-section rigid	0.2 mm ² ... 2.5 mm ²
Conductor cross-section flexible	0.2 mm ² ... 2.5 mm ²
Conductor cross-section AWG	24 ... 12

Input

Connection method	Push-in connection
Stripping length	10 mm
Conductor cross-section rigid	0.2 mm ² ... 2.5 mm ²
Conductor cross-section flexible	0.2 mm ² ... 2.5 mm ²
Conductor cross-section AWG	24 ... 12

Output

Connection method	Push-in connection
Stripping length	10 mm
Conductor cross-section rigid	0.2 mm ² ... 2.5 mm ²
Conductor cross-section flexible	0.2 mm ² ... 2.5 mm ²
Conductor cross-section AWG	24 ... 12

Programming connection

Connection method	S-PORT (socket)
Number of connections	1
Number of positions	12

INTERFACE system

Connection method	DIN rail bus connector
Number of connections	1
Number of positions	5

PROFIBUS DP

Connection method	D-SUB
Number of connections	1
Number of positions	9

Interfaces

Data: Network interface

Communication protocol	PROFIBUS DP
Connection method	D-SUB socket strip
Number of connections	1
Number of positions	9
Transmission speed	12 Mbps

Data: Service interface

Communication protocol	Interface-System
Connection method	S-PORT (socket)
Number of connections	1

EM-PB-GATEWAY-IFS - Data interface



2297620

<https://www.phoenixcontact.com/us/products/2297620>

Number of positions	12
---------------------	----

Data: Device bus

Communication protocol	Interface-System
Connection method	DIN rail bus connector
Number of connections	1
Number of positions	5
Transmission speed	76.8 kbps

Dimensions

Width	22.5 mm
Height	107.8 mm
Depth	113.8 mm

Material specifications

Color	gray (RAL 7042)
Housing material	Polyamide PA non-reinforced

Environmental and real-life conditions

Ambient conditions

Degree of protection	IP20
Ambient temperature (operation)	-35 °C ... 50 °C
Ambient temperature (storage/transport)	-35 °C ... 80 °C

Standards and regulations

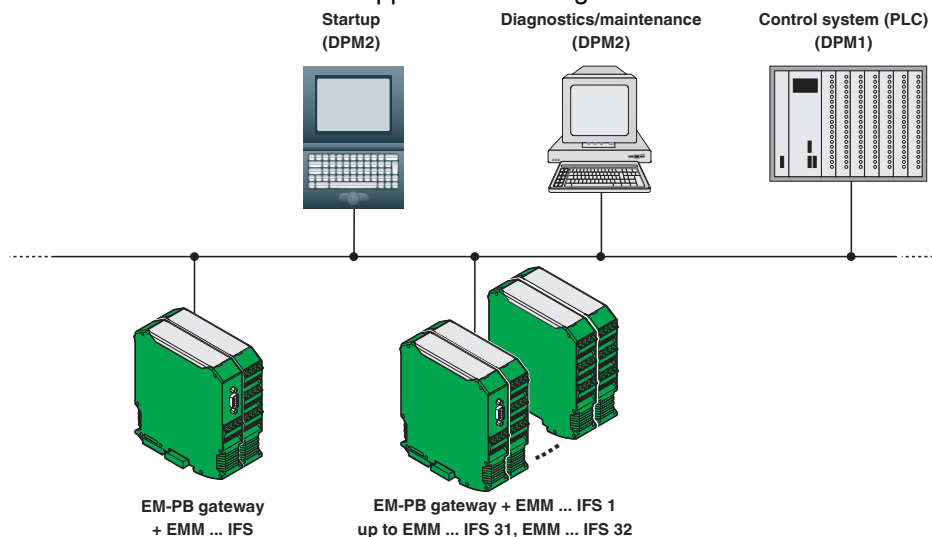
Standards/regulations	EN 61000-6-2
	EN 61000-6-4

Mounting

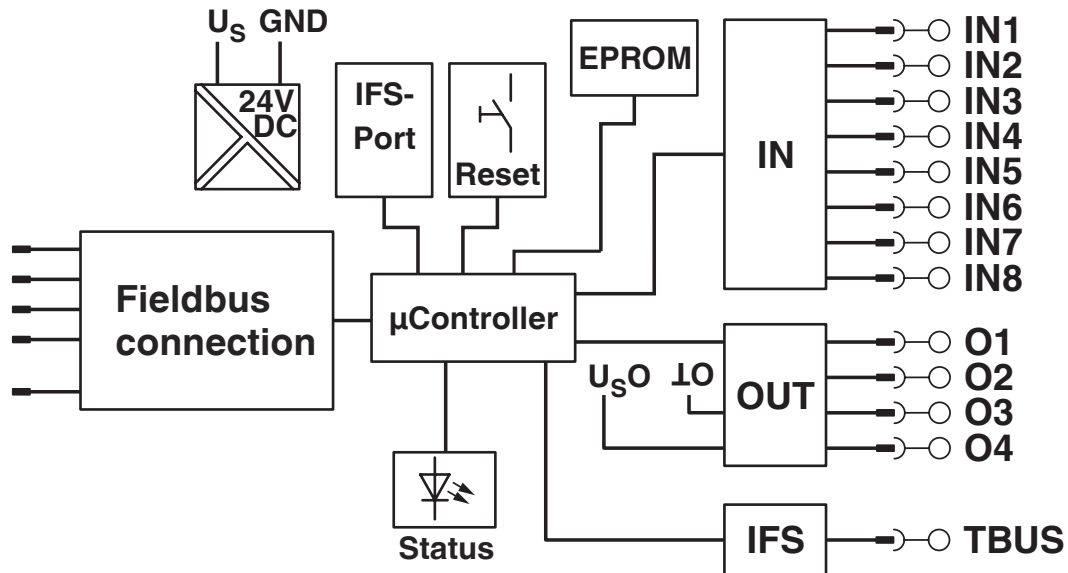
Mounting type	DIN rail mounting
Assembly note	in rows with zero spacing
Mounting position	any

Drawings

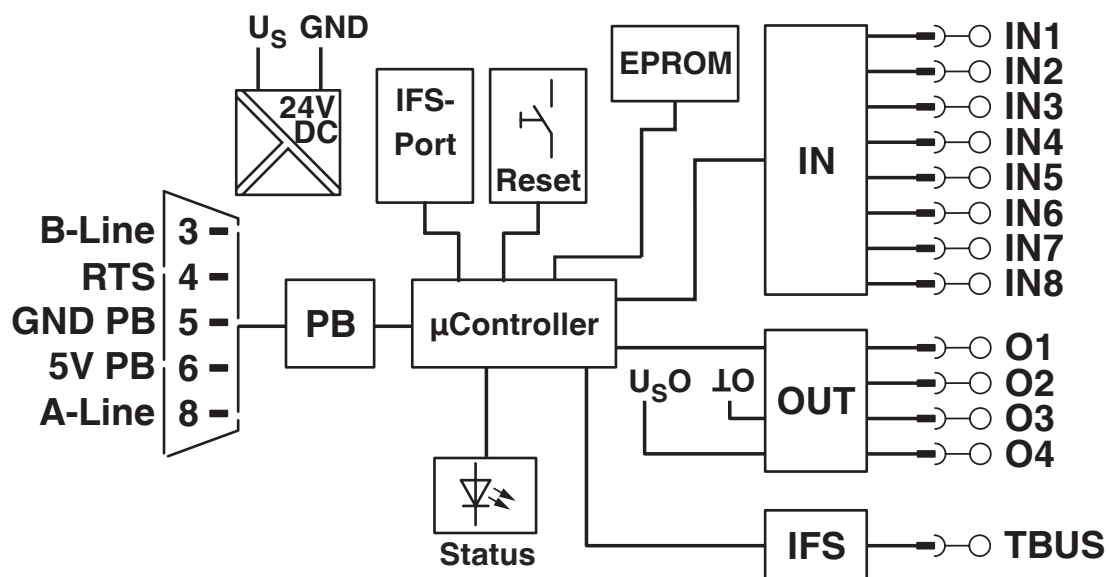
Application drawing



Block diagram



Block diagram




2297620


<https://www.phoenixcontact.com/us/products/2297620>

Approvals


To download certificates, visit the product detail page: <https://www.phoenixcontact.com/us/products/2297620>



EAC
Approval ID: RU C-DE.A*30.B.01082



UL Listed
Approval ID: E140324



cUL Listed
Approval ID: E140324

2297620

<https://www.phoenixcontact.com/us/products/2297620>

Classifications

ECLASS

ECLASS-13.0	27242608
ECLASS-15.0	27242608

ETIM

ETIM 9.0	EC001604
----------	----------

UNSPSC

UNSPSC 21.0	32151600
-------------	----------

Environmental product compliance

EU RoHS

Fulfills EU RoHS substance requirements	Yes
Exemption	6(c), 7(a), 7(c)-I

China RoHS

Environment friendly use period (EFUP)	EFUP-50
	An article-related China RoHS declaration table can be found in the download area for the respective article under "Manufacturer declaration". For all articles with EFUP-E, no China RoHS declaration table issued and required.

EU REACH SVHC

REACH candidate substance (CAS No.)	Lead(CAS: 7439-92-1)
	2,2',6,6'-tetrabromo-4,4'-isopropylidenediphenol(CAS: 79-94-7)
SCIP	16ead3b7-7b89-48f5-9c38-1aa1fb1186f9