

# SACB-8/ 8-L-PTP P12 - Distributor box



1491630  
<https://www.phoenixcontact.com/ca/products/1491630>

Please be informed that the data shown in this PDF document is generated from our online catalog. Please find the complete data in the user documentation. Our general terms of use for downloads are valid.



Distributor box, application: Standard, connection method: M12 PUSH-PULL female connector / M12 socket, number of slots: 8, number of positions: 4, coding: A, slot assignment: single, status display: yes, PNP; master cable connection: plug-in push-in spring connection 180°, shielding: no

## Your advantages

- Safety in the field, thanks to molded housing and high degree of protection
- Fast, secure installation of connectors with the push-pull fast-locking system in accordance with IEC 61076-2-010
- Flexible: distributor box with connector hood for on-site assembly

## Commercial data

Item number	1491630
Packing unit	1 pc
Minimum order quantity	1 pc
Product key	AF3CBD
GTIN	4063151938680
Weight per piece (including packing)	270 g
Weight per piece (excluding packing)	270 g
Country of origin	DE

# SACB-8/ 8-L-PTP P12 - Distributor box



1491630

<https://www.phoenixcontact.com/ca/products/1491630>

## Technical data

### Notes

Assembly note	<b>NOTE:</b> Observe the permissible bending radii when routing cables, since the degree of protection may be at risk if the bending forces are too high. Reduce mechanical loads upstream of the connector, e.g., by using cable ties.
Note on application	Unused slots are to be sealed off prior to commissioning. Suitable sealing elements are to be found under "Accessories".
Note regarding documentation	For details about the used PCB connectors FMC 1,5/10-STF-3,5 - 1966172, refer to the technical data for the item

### Product properties

Product type	Distributor box
Application	Standard
Number of positions	4
Number of slots	8
Coding	A

### Electrical properties

Max. operating voltage $U_{max}$	30 V DC
Nominal voltage $U_N$	24 V DC
Rated current, total	8 A
Max. current carrying capacity per path	2 A
Current carrying capacity per slot	4 A

### Connection data

#### Conductor connection

Sensor/actuator connection system	M12 PUSH-PULL female connector
Conductor cross section Flexible signal line	0.2 mm <sup>2</sup> ... 1 mm <sup>2</sup>
Conductor cross section Flexible power supply	0.2 mm <sup>2</sup> ... 1 mm <sup>2</sup>
Connection cross section AWG Flexible signal line	24 ... 16
Connection cross section AWG Flexible power supply	24 ... 16
Stripping length Signal line	8 mm
Stripping length Power supply	8 mm
Stripping length of the sheath	50 mm (Master cable)
Tightening torque of mounting screw for fixing the housing	0.5 Nm
Tightening torque, union nut	5 Nm

#### Connection assignment

Slot/position = Wire color or connection	1 / 4 (A) = WH
	2 / 4 (A) = GN
	3 / 4 (A) = YE
	4 / 4 (A) = GY
	5 / 4 (A) = PK

# SACB-8/ 8-L-PTP P12 - Distributor box



1491630

<https://www.phoenixcontact.com/ca/products/1491630>

	6 / 4 (A) = RD
	7 / 4 (A) = BK
	8 / 4 (A) = VT
	1-8 / 1 (+ 24 V) = BN
	1-8 / 3 (0 V) = BU
	1-8 / 5 (PE) = GNYE

## Signaling

Status display present	yes
------------------------	-----

## Material specifications

Material Housing	PBT
Flammability rating according to UL 94	V0
Seal material	FKM
Contact material	CuSn
Contact surface material	Ni/Au
Contact carrier material	PA

## Cable/line

External cable diameter	7 mm ... 12 mm
Connection method	plug-in push-in spring connection

## Environmental and real-life conditions

### Ambient conditions

Degree of protection	IP65
	IP67
Ambient temperature (operation)	-25 °C ... 80 °C

## Standards and regulations

Standard designation	M12-Push-Pull
Standards/specifications	IEC 61076-2-010

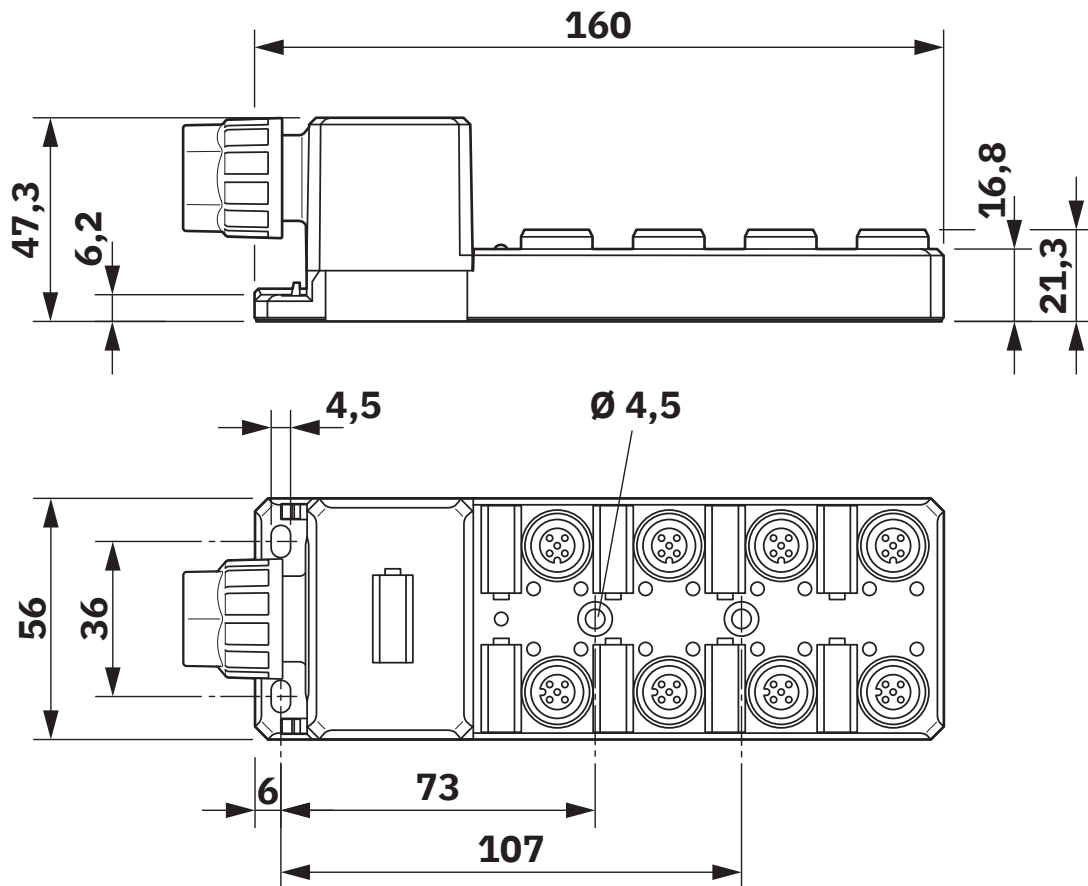
# SACB-8/ 8-L-PTP P12 - Distributor box

1491630

<https://www.phoenixcontact.com/ca/products/1491630>

## Drawings

Dimensional drawing

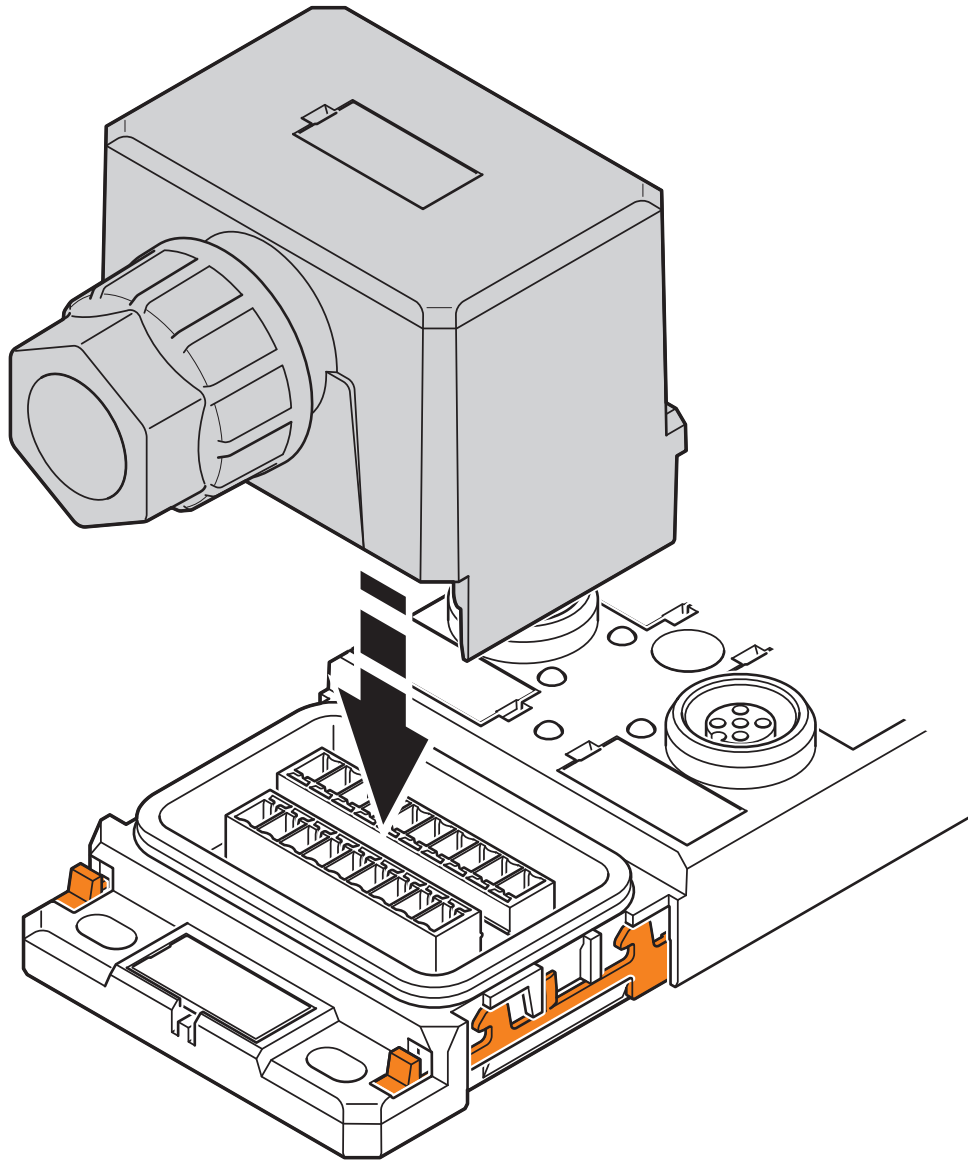


# SACB-8/ 8-L-PTP P12 - Distributor box

1491630

<https://www.phoenixcontact.com/ca/products/1491630>

Schematic diagram



Schematic diagram of hood mounting

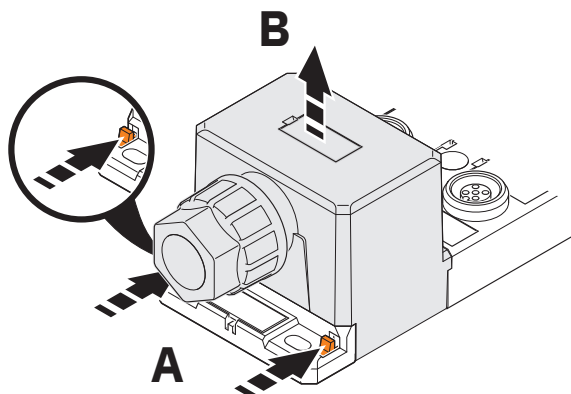
# SACB-8/ 8-L-PTP P12 - Distributor box

1491630

<https://www.phoenixcontact.com/ca/products/1491630>

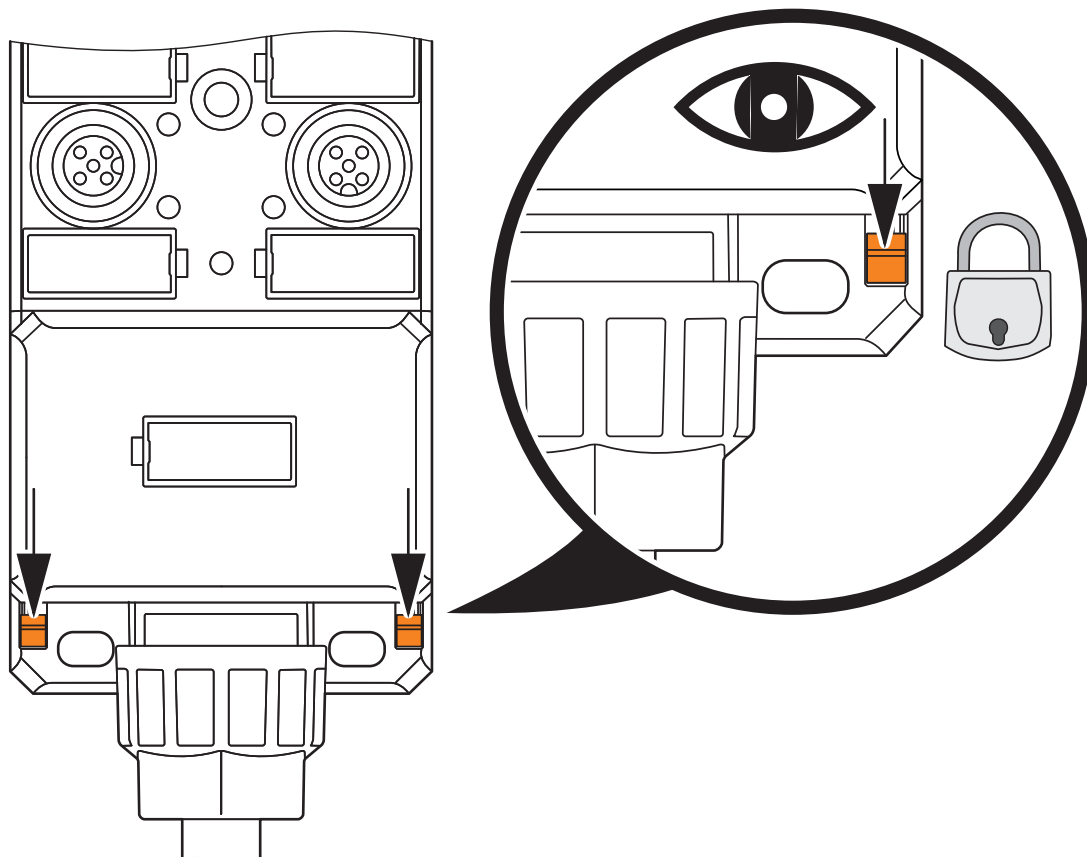


Schematic diagram



Schematic diagram of hood removal

Schematic diagram



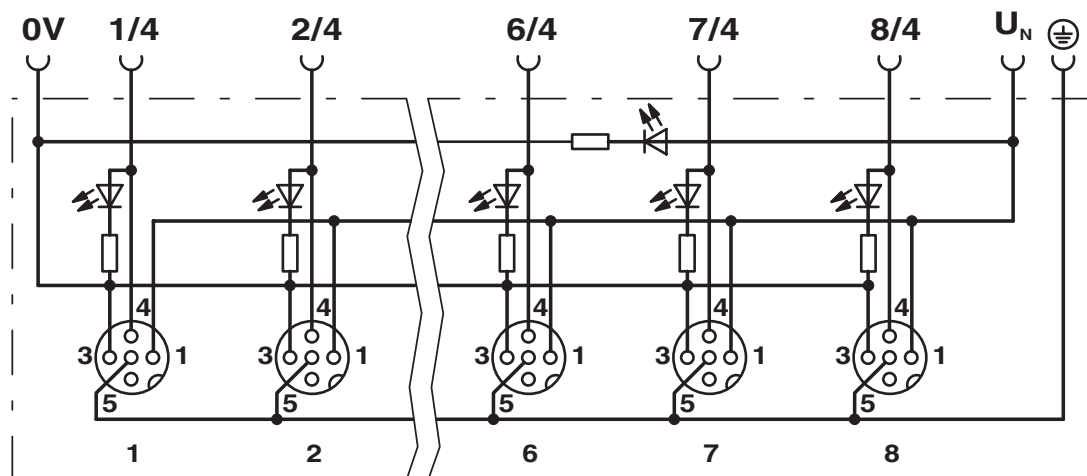
Schematic diagram of locking and release mechanism for hood

# SACB-8/ 8-L-PTP P12 - Distributor box

1491630

<https://www.phoenixcontact.com/ca/products/1491630>

Circuit diagram



# SACB-8/ 8-L-PTP P12 - Distributor box



1491630

<https://www.phoenixcontact.com/ca/products/1491630>

## Classifications

### ECLASS

ECLASS-13.0	27440111
ECLASS-15.0	27440111

### ETIM

ETIM 9.0	EC003558
----------	----------

### UNSPSC

UNSPSC 21.0	31251500
-------------	----------



# SACB-8/ 8-L-PTP P12 - Distributor box



1491630

<https://www.phoenixcontact.com/ca/products/1491630>

## Environmental product compliance

### EU RoHS

Fulfills EU RoHS substance requirements	Yes, No exemptions
---	--------------------

### China RoHS

Environment friendly use period (EFUP)	EFUP-E
	No hazardous substances above the limits

### EU REACH SVHC

REACH candidate substance (CAS No.)	No substance above 0.1 wt%
-------------------------------------	----------------------------

Phoenix Contact 2025 © - all rights reserved  
<https://www.phoenixcontact.com>

PHOENIX CONTACT Ltd  
8240 Parkhill Drive  
Milton, Ontario L9T 5V7  
1-800-890-2820  
[cdinfo@phoenixcontact.ca](mailto:cdinfo@phoenixcontact.ca)