

SACC-M12FS-5CON-PG11 SH - Connector



1417877

<https://www.phoenixcontact.com/us/products/1417877>

Please be informed that the data shown in this PDF document is generated from our online catalog. Please find the complete data in the user documentation. Our general terms of use for downloads are valid.



Connector, 5-position, shielded, Socket straight M12, coding: A, Screw connection, knurl material: Zinc die-cast, nickel-plated, cable gland Pg11, external cable diameter 8 mm ... 10 mm

Your advantages

- Safe use in the field, thanks to a high degree of protection
- Screw connection: proven connection technology for a large selection of different conductors
- Reliable signal transmission – 360° shielding in environments with electromagnetic interference

Commercial data

Item number	1417877
Packing unit	1 pc
Minimum order quantity	1 pc
Sales key	BF30
Product key	AF2CBA
GTIN	4055626129303
Weight per piece (including packing)	57.63 g
Weight per piece (excluding packing)	57.63 g
Customs tariff number	85366990
Country of origin	HU

SACC-M12FS-5CON-PG11 SH - Connector



1417877

<https://www.phoenixcontact.com/us/products/1417877>

Technical data

Notes

Assembly note

NOTE: Observe the permissible bending radii when routing cables, since the degree of protection may be at risk if the bending forces are too high. Reduce mechanical loads upstream of the connector, e.g., by using cable ties.

Product properties

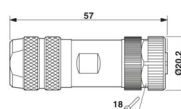
Product type	Circular connector (cable-side)
Number of positions	5
No. of cable outlets	1
Shielded	yes
Coding	A
Cable outlet	straight
Pg screw connection	Pg11

Insulation characteristics

Overvoltage category	II
Degree of pollution	3

Dimensions

Dimensional drawing



Length	57 mm
Wrench size, union nut	16 mm

External dimensions

Outside diameter	8 mm ... 10 mm
------------------	----------------

Housing

Diameter housing	20.2 mm
------------------	---------

Material specifications

Flammability rating according to UL 94	HB
Seal material	NBR
Material of grip body	Zinc die-cast, nickel-plated
Contact material	CuZn
Contact surface material	Au
Contact carrier material	PA
Material for screw connection	Zinc die-cast, nickel-plated

SACC-M12FS-5CON-PG11 SH - Connector



1417877

<https://www.phoenixcontact.com/us/products/1417877>

Connection data

Conductor connection

Connection method	Screw connection
Connection cross section	0.25 mm ² ... 0.75 mm ² (without ferrule)
	0.14 mm ² ... 0.75 mm ² (with ferrule)
	0.25 mm ² ... 0.75 mm ² (solid)
Connection cross section AWG	24 ... 18 (without ferrule)
	26 ... 20 (with ferrule)
Stripping length of the individual wire	5 mm
Tightening torque	0.4 Nm (M12 knurl)
	0.2 Nm (Screw terminal blocks)
	1 Nm ... 1.4 Nm (Pressure nut with 8 mm ... 12 mm external cable diameter)

Electrical properties

Rated surge voltage	1.5 kV
Contact resistance	≤ 3 mΩ
Insulation resistance	≥ 100 MΩ
Nominal voltage U _N	48 V AC
	60 V DC
Nominal current I _N	4 A

Mechanical properties

Mechanical data

Insertion/withdrawal cycles	≥ 100
-----------------------------	-------

Connector

Connection 1

Head design	Socket
Head cable outlet	straight
Head thread type	M12
Coding	A

Cable/line

Stripping length of the individual wire	5 mm
---	------

Environmental and real-life conditions

Ambient conditions

Degree of protection	IP67
Ambient temperature (operation) (male connector/female connector)	-40 °C ... 85 °C (Plug / socket)

Standards and regulations

SACC-M12FS-5CON-PG11 SH - Connector



1417877

<https://www.phoenixcontact.com/us/products/1417877>

Standard designation	M12 connector
Standards/specifications	IEC 61076-2-101

SACC-M12FS-5CON-PG11 SH - Connector

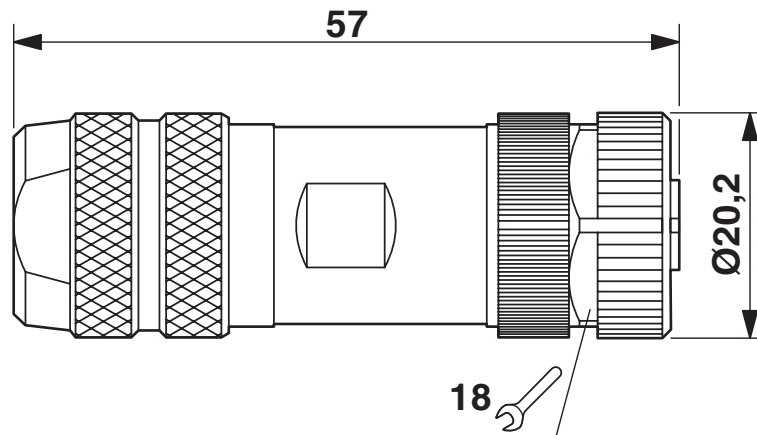


1417877

<https://www.phoenixcontact.com/us/products/1417877>

Drawings

Dimensional drawing



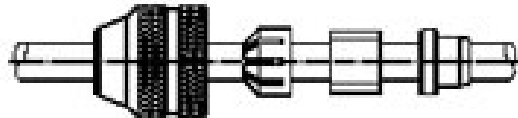
M12 x 1 socket, straight, shielded

1417877

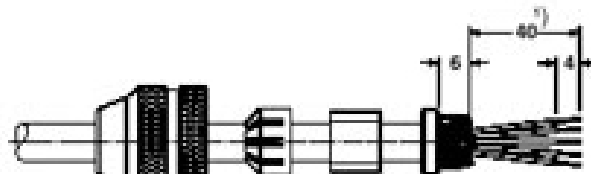
<https://www.phoenixcontact.com/us/products/1417877>

Functional drawing

Assembly steps for M 12 male/female connector and conductor

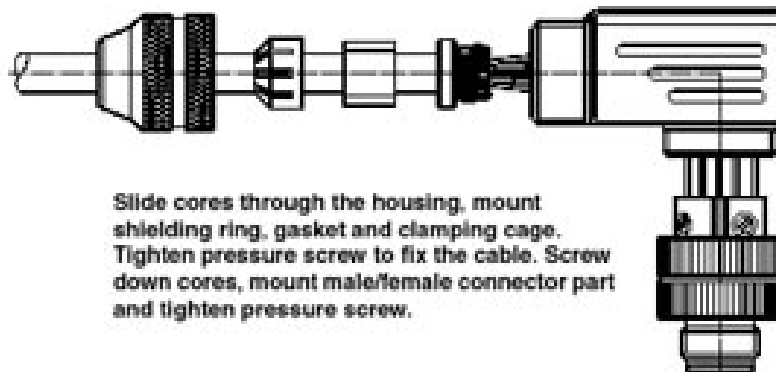


Slide parts onto the conductor



1) For straight version: 35

Strip conductor, widen shield and lay around the shielding ring, cut off projecting mesh.

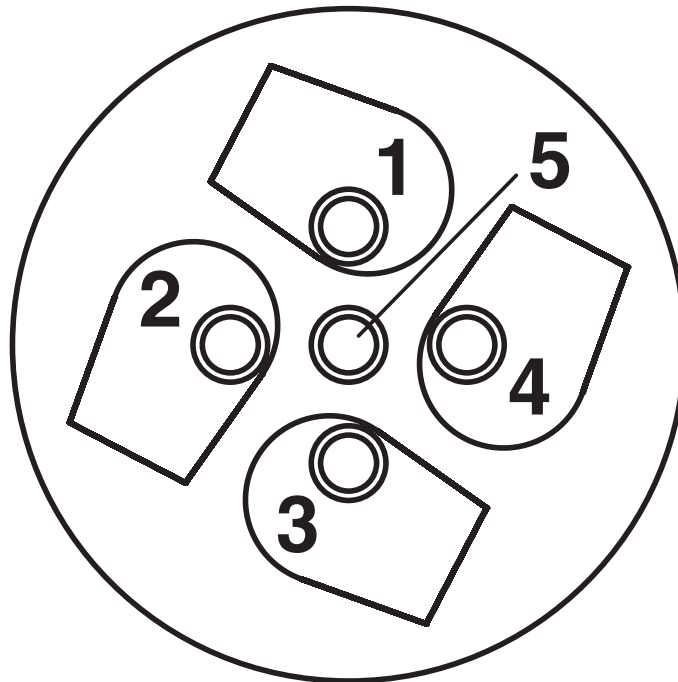


Slide cores through the housing, mount shielding ring, gasket and clamping cage. Tighten pressure screw to fix the cable. Screw down cores, mount male/female connector part and tighten pressure screw.

1417877

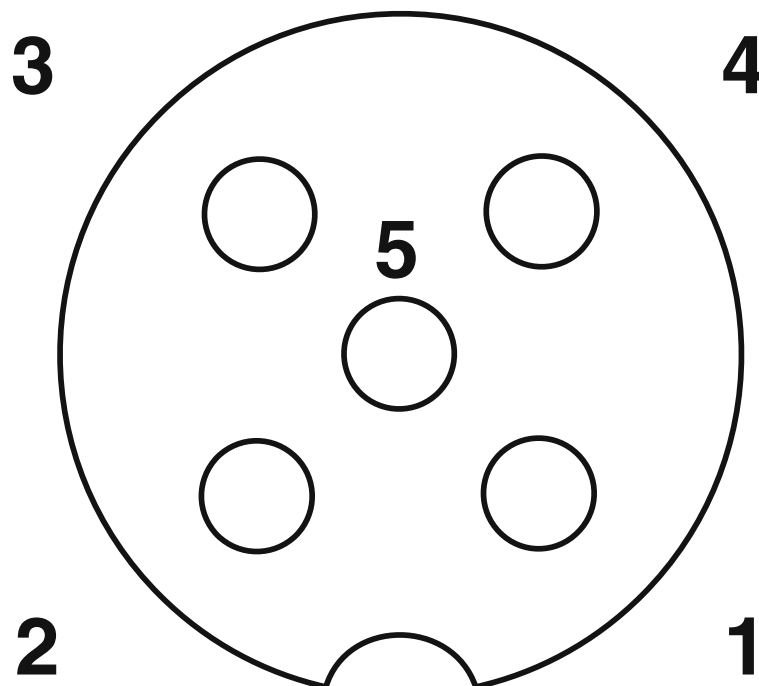
<https://www.phoenixcontact.com/us/products/1417877>

Schematic diagram



Cable connection side M12 (screw connection)

Schematic diagram



Pin assignment M12 socket, 5-pos., A-coded, socket side view

SACC-M12FS-5CON-PG11 SH - Connector



1417877

<https://www.phoenixcontact.com/us/products/1417877>

Classifications

ECLASS

ECLASS-13.0	27440116
ECLASS-15.0	27440116

ETIM

ETIM 9.0	EC002635
----------	----------

UNSPSC

UNSPSC 21.0	39121400
-------------	----------

Environmental product compliance

EU RoHS

Fulfills EU RoHS substance requirements	Yes
Exemption	6(c)

China RoHS

Environment friendly use period (EFUP)	EFUP-50
	An article-related China RoHS declaration table can be found in the download area for the respective article under "Manufacturer declaration". For all articles with EFUP-E, no China RoHS declaration table issued and required.

EU REACH SVHC

REACH candidate substance (CAS No.)	Lead(CAS: 7439-92-1)
SCIP	2f34bca8-5c26-4537-b6f2-21b05499d94f

EF3.0 Climate Change

CO2e kg	1.933 kg CO2e
---------	---------------