

1308316

<https://www.phoenixcontact.com/us/products/1308316>

Please be informed that the data shown in this PDF document is generated from our online catalog. Please find the complete data in the user documentation. Our general terms of use for downloads are valid.



Plug-in miniature relay with mechanical switching position indicator, FASTON connection, 2 changeover contacts, status display: LED (yellow), RC element, Input voltage: 120 V AC

Commercial data

Item number	1308316
Packing unit	10 pc
Minimum order quantity	10 pc
Sales key	C460
Product key	DKF937
GTIN	4063151558925
Weight per piece (including packing)	26.83 g
Weight per piece (excluding packing)	22.22 g
Customs tariff number	85364900
Country of origin	CN

Technical data

Notes

Notes on operation	Do not use to separate SELV/PELV circuits from other circuits, because safe isolation is not guaranteed. (applies to the optocoupler variants)
Notes on operation	The outputs are not suitable for switching different outer conductors.
Notes on operation	The system installer must ensure the touch protection of the product (at voltages > 25 V AC/60 V DC). The product is a built-in device without protection against direct contact.

Product properties

Product type	Single relay
Product family	ESSENTIAL edition
Operating mode	100% operating factor
Mechanical service life	approx. 3×10^7 cycles
Relay type	Electromechanical relay

Insulation characteristics: Air clearances and creepage distances between the power circuits

Insulation	Basic insulation
Overvoltage category	II
Pollution degree	3

Data management status

Date of last data management	05.09.2025
------------------------------	------------

Electrical properties

Maximum power dissipation for nominal condition	1 W
Test voltage (Winding/contact)	5 kV _{rms} (50 Hz, 1 min., winding/contact)
Test voltage (Changeover contact/changeover contact)	3 kV _{rms} (50 Hz, 1 min., changeover contact/changeover contact)
Test voltage (open contact)	1 kV _{rms} (50 Hz, 1 min., open contact)

Air clearances and creepage distances between the power circuits

Rated insulation voltage	250 V AC
Rated surge voltage	2.5 kV

Input data

Coil side

Nominal input voltage U_N	120 V AC
Input voltage range	96 V AC ... 132 V AC
Mains frequency	50/60 Hz
Drive and function	monostable
Drive (polarity)	non-polarized
Typical input current at U_N	10 mA (50 Hz)
Input power dissipation for U_N	1.2 W

REL-FO/LRC-120AC/2X21/MS - Single relay



1308316

<https://www.phoenixcontact.com/us/products/1308316>

Typical response time	2 ms ... 10 ms
Typical release time range	5 ms ... 20 ms
Protective circuit	RC element
Status display	LED (yellow)
Coil resistance	6400 Ω \pm 10 %

Output data

Switching

Contact switching type	2 changeover contacts
Type of switch contact	Single contact
Contact material	AgSnO
Maximum switching voltage	250 V AC 30 V DC
Minimum switching voltage	5 V (10 mA)
Limiting continuous current	8 A
Maximum inrush current	16 A (20 ms, N/O contacts)
Inrush current, minimum	10 mA (5 V)
Interrupting rating (ohmic load) max.	192 W (24 V DC) 240 W (30 V DC) 2000 VA (250 V AC)

Connection data

Connection method	FASTON connection
-------------------	-------------------

Dimensions

Width	13 mm
Height	31.1 mm
Depth	34 mm

Environmental and real-life conditions

Ambient conditions

Degree of protection (Relay)	RT II (Relay)
Degree of protection (Installation location)	IP54 (Installation location)
Ambient temperature (operation)	-40 °C ... 70 °C
Ambient temperature (storage/transport)	-40 °C ... 70 °C
Altitude	\leq 2000 m

Standards and regulations

Standards/regulations	IEC 61810-1 IEC 60664-1
-----------------------	----------------------------

Air clearances and creepage distances between the power circuits

Standards/regulations	IEC 60664-1
-----------------------	-------------

REL-FO/LRC-120AC/2X21/MS - Single relay



1308316

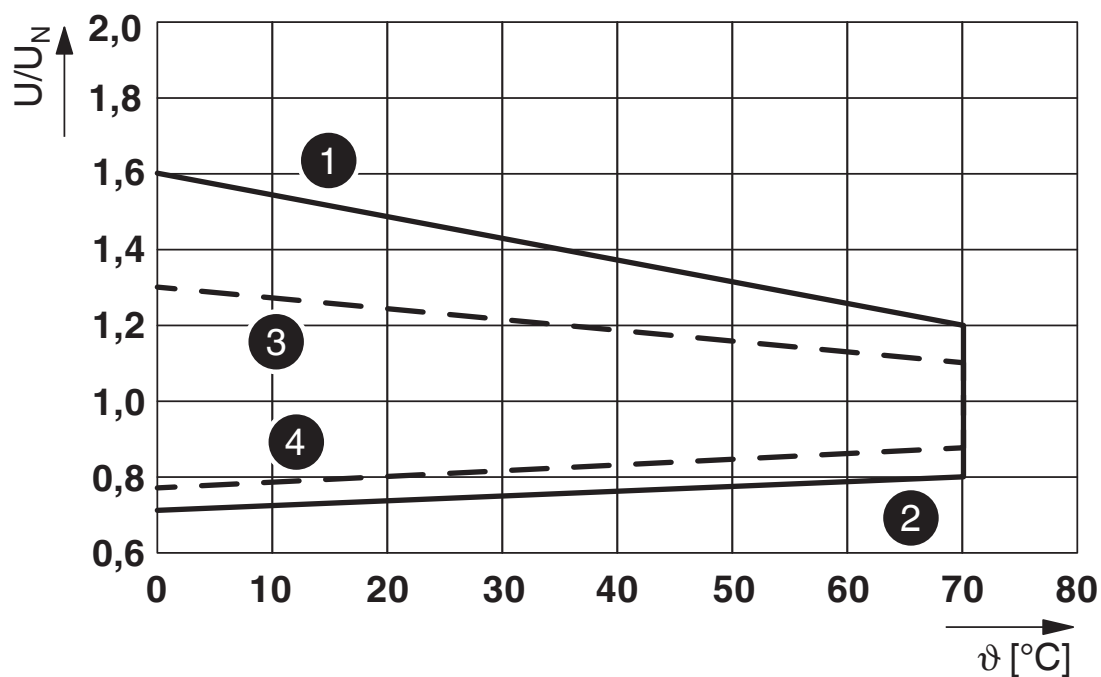
<https://www.phoenixcontact.com/us/products/1308316>

Mounting

Mounting position	any
-------------------	-----

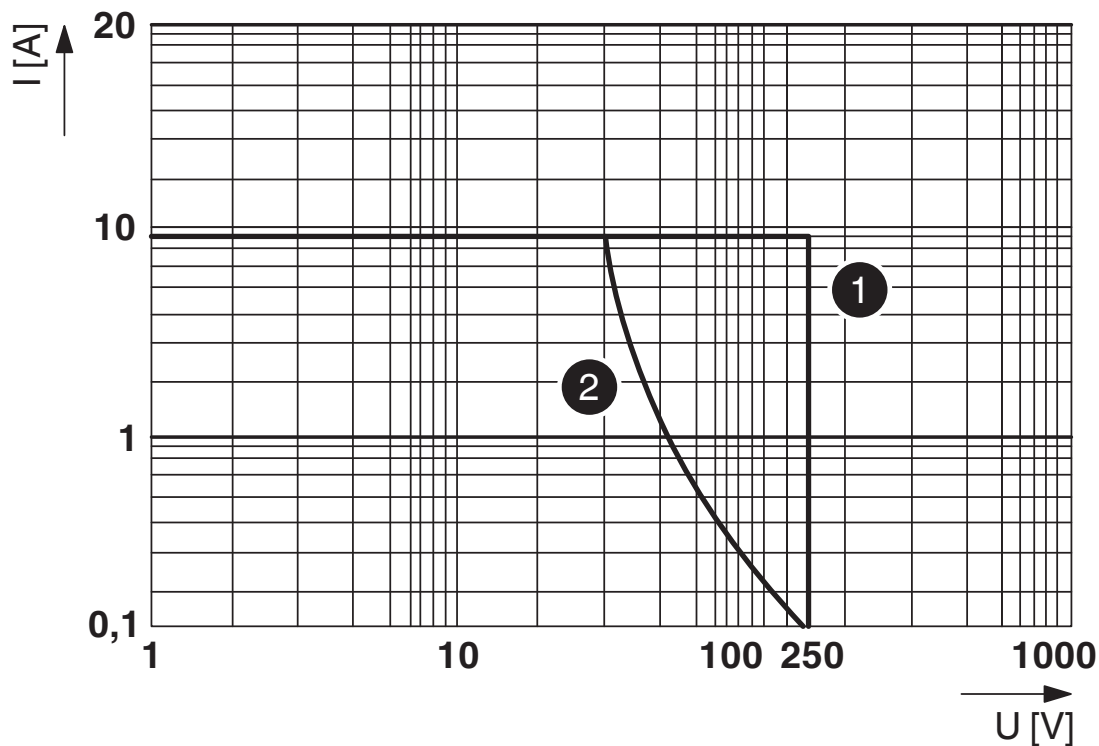
Drawings

Diagram



- 1) DC coil: maximum continuous voltage at limiting continuous current
- 2) DC coil: minimum operate voltage for pre-excitation with UN and limiting continuous current
- 3) AC coil: maximum continuous voltage at limiting continuous current
- 4) AC coil: minimum operate voltage for pre-excitation with UN and limiting continuous current

Diagram



Interrupting rating

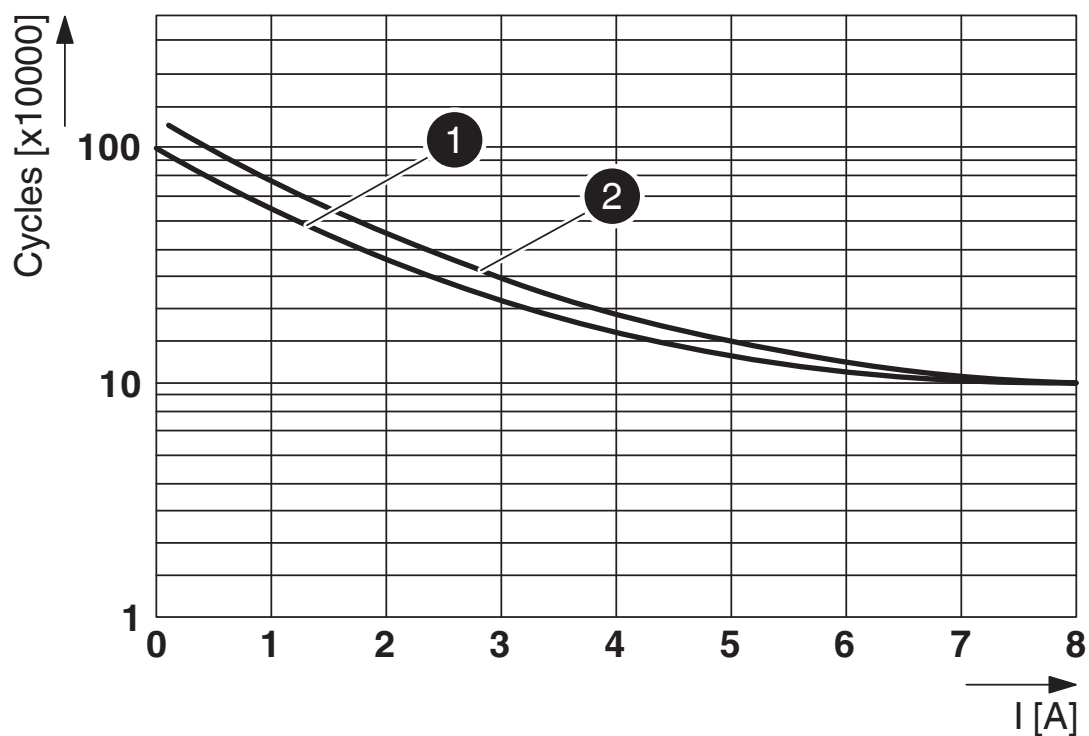
1) AC, ohmic load

2) DC, ohmic load

1308316

<https://www.phoenixcontact.com/us/products/1308316>

Diagram



Electrical service life

1) 30 V DC resistance load

2) 250 V AC resistance load

Diagram



Service life reduction factor with various cos phi


REL-FO/LRC-120AC/2X21/MS - Single relay



1308316

<https://www.phoenixcontact.com/us/products/1308316>

Approvals

 To download certificates, visit the product detail page: <https://www.phoenixcontact.com/us/products/1308316>



cUL Recognized
Approval ID: FILE E 172140



UL Recognized
Approval ID: FILE E 172140

REL-FO/LRC-120AC/2X21/MS - Single relay



1308316

<https://www.phoenixcontact.com/us/products/1308316>

Classifications

ECLASS

ECLASS-13.0	27371601
ECLASS-15.0	27371601

ETIM

ETIM 9.0	EC001437
----------	----------

REL-FO/LRC-120AC/2X21/MS - Single relay



1308316

<https://www.phoenixcontact.com/us/products/1308316>

Environmental product compliance

EU RoHS	
Fulfills EU RoHS substance requirements	Yes, No exemptions
China RoHS	
Environment friendly use period (EFUP)	EFUP-E
	No hazardous substances above the limits
EU REACH SVHC	
REACH candidate substance (CAS No.)	No substance above 0.1 wt%

REL-FO/LRC-120AC/2X21/MS - Single relay



1308316

<https://www.phoenixcontact.com/us/products/1308316>

Mandatory accessories

ECOR-1-BSC2/FO/2X21 - Relay base

1308332

<https://www.phoenixcontact.com/us/products/1308332>

ECOR-1 relay base, for FASTON relay, Fork-type cable lug, 2 changeover contacts, Input voltage 230 V AC



Phoenix Contact 2025 © - all rights reserved
<https://www.phoenixcontact.com>

Phoenix Contact USA
586 Fulling Mill Road
Middletown, PA 17057, United States
(+717) 944-1300
info@phoenixcon.com