

PT 10-FSI/C-LED 24 - Fuse modular terminal block



1088500

<https://www.phoenixcontact.com/us/products/1088500>

Please be informed that the data shown in this PDF document is generated from our online catalog. Please find the complete data in the user documentation. Our general terms of use for downloads are valid.



Fuse modular terminal block, fuse type: Blade, fuse type: C, nom. voltage: 24 V, nominal current: 25 A, connection method: Push-in connection, Rated cross section: 10 mm², cross section: 0.5 mm²- 16 mm², mounting type: NS 35/7,5, NS 35/15, color: black

Your advantages

- In addition to the testing option in the double function shaft, all terminal blocks provide an additional test pick-off
- Quick identification of faulty fuses, thanks to LED status indicator
- Convenient testing of fuses with test pick-offs on both sides
- The easily accessible fuse inserts are easy to use or replace
- The compact design and front connection enable wiring in a confined space
- The Push-in connection terminal blocks are characterized by the system features of the CLIPLINE complete system and by easy and tool-free wiring of conductors with ferrules or solid conductors
- Suitable for all flat-type fuse-links designed according ISO 8820-3 (DIN 72581-3)

Commercial data

Item number	1088500
Packing unit	25 pc
Minimum order quantity	25 pc
Sales key	BE22
Product key	BE2236
GTIN	4055626890234
Weight per piece (including packing)	31.7 g
Weight per piece (excluding packing)	31.7 g
Customs tariff number	85369010
Country of origin	CN

PT 10-FSI/C-LED 24 - Fuse modular terminal block



1088500

<https://www.phoenixcontact.com/us/products/1088500>

Technical data

Notes

General

Note	The current is determined by the fuse used, the voltage by the fuse or selected light indicator.
------	--

Product properties

Product type	Fuse terminal block
Number of connections	2
Number of rows	1
Potentials	1

Insulation characteristics

Overvoltage category	III
Degree of pollution	3

Electrical properties

Fuse type	Blade
Rated surge voltage	6 kV
Maximum power dissipation for nominal condition	1.82 W
Fuse	C

Connection data

Number of connections per level	2
Nominal cross section	10 mm ²
Rated cross section AWG	6
Connection method	Push-in connection
Note	The current is determined by the fuse used, the voltage by the light indicator.
Stripping length	18 mm ... 20 mm
Connection in acc. with standard	IEC 60947-7-3
Conductor cross-section rigid	0.5 mm ² ... 16 mm ²
Cross section AWG	20 ... 6 (converted acc. to IEC)
Conductor cross-section flexible	0.5 mm ² ... 10 mm ²
Conductor cross-section, flexible [AWG]	20 ... 8 (converted acc. to IEC)
Conductor cross-section flexible (ferrule without plastic sleeve)	0.5 mm ² ... 10 mm ²
Flexible conductor cross-section (ferrule with plastic sleeve)	0.5 mm ² ... 10 mm ²
Conductor cross-section flexible (2 conductors with the same cross-section, with TWIN ferrule and plastic sleeve)	0.5 mm ² ... 4 mm ²
2 conductors with the same cross section, flexible, with TWIN ferrule with plastic sleeve	0.5 mm ² ... 4 mm ²
Nominal current	25 A
Maximum load current	30 A
Nominal voltage	24 V

PT 10-FSI/C-LED 24 - Fuse modular terminal block



1088500

<https://www.phoenixcontact.com/us/products/1088500>

Nominal cross section	10 mm ²
-----------------------	--------------------

Connection cross sections directly pluggable

Conductor cross-section rigid	1 mm ² ... 16 mm ²
Conductor cross-section flexible (ferrule without plastic sleeve)	1 mm ² ... 10 mm ²
Flexible conductor cross-section (ferrule with plastic sleeve)	1 mm ² ... 10 mm ²

Dimensions

Width	10.2 mm
Height	88.9 mm
Depth	49.5 mm
Depth on NS 35/7,5	50.5 mm
Depth on NS 35/15	58 mm

Material specifications

Color	black (RAL 9005)
Flammability rating according to UL 94	V0
Insulating material group	I
Insulating material	PA
Static insulating material application in cold	-60 °C
Temperature index of insulation material (DIN EN 60216-1 (VDE 0304-21))	130 °C
Relative insulation material temperature index (Elec., UL 746 B)	130 °C
Fire protection for rail vehicles (DIN EN 45545-2) R22	HL 1 - HL 3
Fire protection for rail vehicles (DIN EN 45545-2) R23	HL 1 - HL 3
Fire protection for rail vehicles (DIN EN 45545-2) R24	HL 1 - HL 3
Fire protection for rail vehicles (DIN EN 45545-2) R26	HL 1 - HL 3
Calorimetric heat release NFPA 130 (ASTM E 1354)	28 MJ/kg
Surface flammability NFPA 130 (ASTM E 162)	passed
Specific optical density of smoke NFPA 130 (ASTM E 662)	passed
Smoke gas toxicity NFPA 130 (SMP 800C)	passed

Mechanical properties

Mechanical data

Open side panel	No
-----------------	----

Environmental and real-life conditions

Oscillation/broadband noise

Specification	DIN EN 50155 (VDE 0115-200):2008-03
Spectrum	Long life test category 2, bogie-mounted
Frequency	f ₁ = 5 Hz to f ₂ = 250 Hz
ASD level	6.12 (m/s ²) ² /Hz
Acceleration	3.12g
Test duration per axis	5 h

PT 10-FSI/C-LED 24 - Fuse modular terminal block



1088500

<https://www.phoenixcontact.com/us/products/1088500>

Test directions	X-, Y- and Z-axis
Result	Test passed

Shocks

Specification	DIN EN 50125-3 (VDE 0115-108-3):2003-10
Pulse shape	Half-sine
Acceleration	20 m/s ²
Shock duration	11 ms
Number of shocks per direction	3
Test directions	X-, Y- and Z-axis (pos. and neg.)
Result	Test passed

Ambient conditions

Ambient temperature (operation)	-60 °C ... 110 °C (Operating temperature range incl. self-heating; for max. short-term operating temperature, see RTI Elec.)
Ambient temperature (storage/transport)	-25 °C ... 60 °C (for a short time, not exceeding 24 h, -60 °C to +70 °C)
Ambient temperature (assembly)	-5 °C ... 70 °C
Ambient temperature (actuation)	-5 °C ... 70 °C
Permissible humidity (operation)	20 % ... 90 %
Permissible humidity (storage/transport)	30 % ... 70 %

Standards and regulations

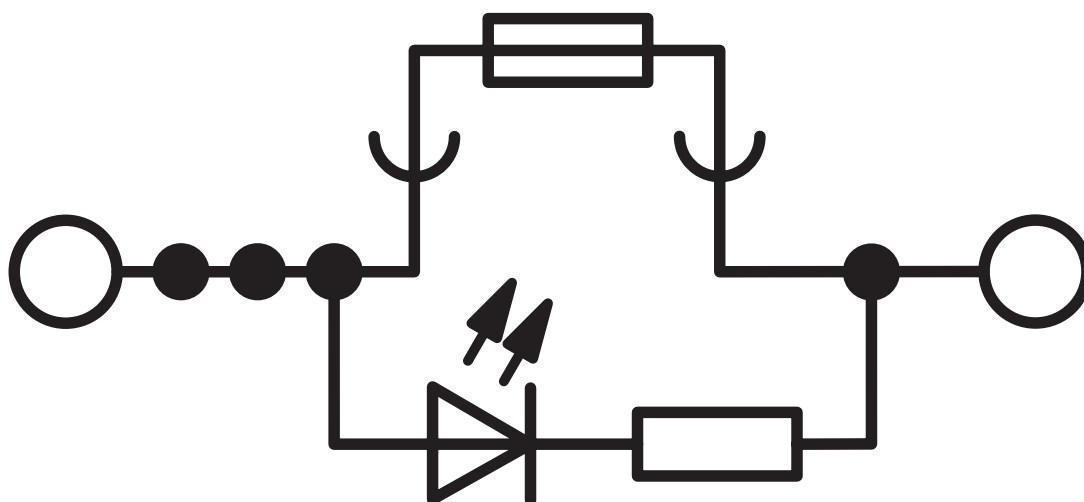
Connection in acc. with standard	IEC 60947-7-3
----------------------------------	---------------

Mounting

Mounting type	NS 35/7,5
	NS 35/15

Drawings

Circuit diagram



PT 10-FSI/C-LED 24 - Fuse modular terminal block




1088500


<https://www.phoenixcontact.com/us/products/1088500>

Approvals

To download certificates, visit the product detail page: <https://www.phoenixcontact.com/us/products/1088500>

 CSA Approval ID: 158887				
	Nominal voltage U_N	Nominal current I_N	Cross section AWG	Cross section mm^2
B				
	300 V	25 A	20 - 6	-
C				
	300 V	25 A	20 - 6	-
D				
	600 V	5 A	20 - 6	-

 EAC Approval ID: RU C-DE.BL08.B.00644				
---	--	--	--	--

 cULus Recognized Approval ID: E60425				
	Nominal voltage U_N	Nominal current I_N	Cross section AWG	Cross section mm^2
B				
	300 V	25 A	20 - 6	-
C				
	300 V	25 A	20 - 6	-
F				
	630 V	25 A	20 - 6	-
D				
	600 V	5 A	20 - 6	-

 EAC Approval ID: KZ7500651131219505				
---	--	--	--	--

PT 10-FSI/C-LED 24 - Fuse modular terminal block



1088500

<https://www.phoenixcontact.com/us/products/1088500>

Classifications

ECLASS

ECLASS-13.0	27250113
ECLASS-15.0	27250113

ETIM

ETIM 9.0	EC000899
----------	----------

UNSPSC

UNSPSC 21.0	39121400
-------------	----------

PT 10-FSI/C-LED 24 - Fuse modular terminal block



1088500

<https://www.phoenixcontact.com/us/products/1088500>

Environmental product compliance

EU RoHS

Fulfills EU RoHS substance requirements	Yes, No exemptions
---	--------------------

China RoHS

Environment friendly use period (EFUP)	EFUP-E
	No hazardous substances above the limits

EU REACH SVHC

REACH candidate substance (CAS No.)	No substance above 0.1 wt%
-------------------------------------	----------------------------

Phoenix Contact 2025 © - all rights reserved
<https://www.phoenixcontact.com>

Phoenix Contact USA
586 Fulling Mill Road
Middletown, PA 17057, United States
(+717) 944-1300
info@phoenixcon.com