

1069320  
<https://www.phoenixcontact.com/us/products/1069320>

Please be informed that the data shown in this PDF document is generated from our online catalog. Please find the complete data in the user documentation. Our general terms of use for downloads are valid.



M23, Cable connector, series: M23 PRO, straight, shielded: yes, ONECLICK fast locking system, No. of pos.: 12, Direction of rotation: Counter direction, contact connection type: Socket, Crimp connection, cable diameter range: 6 mm ... 10 mm, coding: N, Item is lead-free in accordance with RoHS II without Exemption 6c (Pb < 0.1 %)

Your advantages

- Solutions with cross-manufacturer compatibility for standard and fast locking systems
- ONECLICK fast locking system with an optically, haptically, and acoustically clear locking position
- Reliable under the harshest conditions: cable connectors with vibration brake
- Modern, consistent design for highly convenient operation
- Easy, cost-effective cable assembly: uniform shielding of M17 to M40

Commercial data

Item number	1069320
Packing unit	1 pc
Minimum order quantity	1 pc
Sales key	AB30
Product key	ABRABB
GTIN	4055626760292
Weight per piece (including packing)	114 g
Weight per piece (excluding packing)	98.59 g
Customs tariff number	85366990
Country of origin	DE

# M23-12S2N8A8003S - Cable connector



1069320

<https://www.phoenixcontact.com/us/products/1069320>

## Technical data

### Notes

Order information:	Order 12 x 1 mm crimp contacts separately
Safety note	
Safety note	<p>WARNING: The connectors may not be plugged in or disconnected under load. Ignoring the warning or improper use may damage persons and/or property.</p> <ul style="list-style-type: none"><li>• WARNING: Commission properly functioning products only. The products must be regularly inspected for damage. Decommission defective products immediately. Replace damaged products. Repairs are not possible.</li><li>• WARNING: Only electrically qualified personnel may install and operate the product. They must observe the following safety notes. The qualified personnel must be familiar with the basics of electrical engineering. They must be able to recognize and prevent danger. The relevant symbol on the packaging indicates that only personnel familiar with electrical engineering are allowed to install and operate the product.</li><li>• The products are suitable for applications in plant, controller, and electrical device engineering.</li><li>• When operating the connectors in outdoor applications, they must be separately protected against environmental influences.</li><li>• Assembled products may not be manipulated or improperly opened.</li><li>• Only use mating connectors that are specified in the technical data of the standards listed (e.g. the ones listed in the product accessories online at <a href="https://www.phoenixcontact.com/products">phoenixcontact.com/products</a>).</li><li>• When using the product in direct connection with third-party manufacturers, the user is responsible.</li><li>• For operating voltages &gt; 50 V AC, conductive connector housings must be grounded</li><li>• Ensure that the protective or functional ground has been properly connected.</li><li>• VDE 0100/1.97 § 411.1.3.2 and DIN EN 60 204/11.98 § 14.1.3 are applicable when combining several circuits in a cable and/or connector</li><li>• Only use tools recommended by Phoenix Contact</li><li>• The installation notes/Design In documents online on the download page at <a href="https://www.phoenixcontact.com/products">phoenixcontact.com/products</a> must be observed for this product.</li><li>• Operate the connector only when it is fully plugged in and interlocked.</li><li>• Ensure that when laying the cable, the tensile load on the connectors does not exceed the upper limit specified in the standards.</li><li>• Observe the minimum bending radius of the cable. Lay the cable without twisting it.</li><li>• The connector warms up in normal operation. Depending on the ambient conditions, the surface of the connector can continue to warm up. In this case, the user is responsible for posting</li></ul>

# M23-12S2N8A8003S - Cable connector



1069320

<https://www.phoenixcontact.com/us/products/1069320>

warnings (e.g. DIN EN ISO 13732-1:2008-12).

## Product properties

Product type	Circular connector (cable-side)
--------------	---------------------------------

## Connector

### Insulating body

Note	Order information: Order crimp contacts Ø 1 mm separately
Coding	N
Material (Insulating body)	PA 6.6
Insertion/withdrawal cycles	100
Connection method	Crimp connection
Contact switching type	Socket
Application	Signal
Number of positions	12
Direction of rotation	Counter direction
Connection profile	12
Installation height	2000 m
Number Contact (Signal contacts)	12
Diameter Contact (Signal contacts)	1 mm
Litz wire cross-section min. Contact (Signal contacts)	0.08 mm <sup>2</sup>
Litz wire cross-section max. Contact (Signal contacts)	1 mm <sup>2</sup>
Rated current Contact (Signal contacts)	8 A (for max. connection cross section)
Rated voltage Contact (Signal contacts)	150 V
Rated surge voltage	2.5 kV
Overvoltage category	III
Degree of pollution	3

### Housing

Type	Cable connector housing
Thread type	M23
Design	straight
Type of locking	ONECLICK fast locking system
Pg screw connection	none
Material (Housing)	GD-Zn
Degree of protection (plugged in)	IP66/IP68 (2 m / 24 h) IP69K

### Seal

External cable diameter	6 mm ... 10 mm
Seal material	FKM

## Environmental and real-life conditions

### Ambient conditions

Ambient temperature (operation)	-40 °C ... 105 °C (see to derating)
---------------------------------	-------------------------------------

# M23-12S2N8A8003S - Cable connector



1069320

<https://www.phoenixcontact.com/us/products/1069320>

Permanent temperature	125 °C (DIN EN 60512-9-2 / 1000 h)
-----------------------	------------------------------------

# M23-12S2N8A8003S - Cable connector

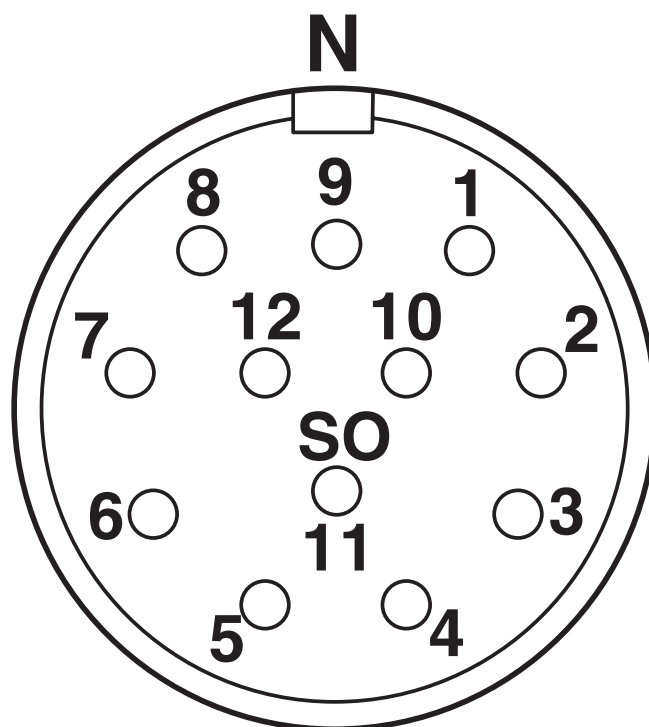
1069320

<https://www.phoenixcontact.com/us/products/1069320>



## Drawings

Schematic diagram



Connector pin assignment

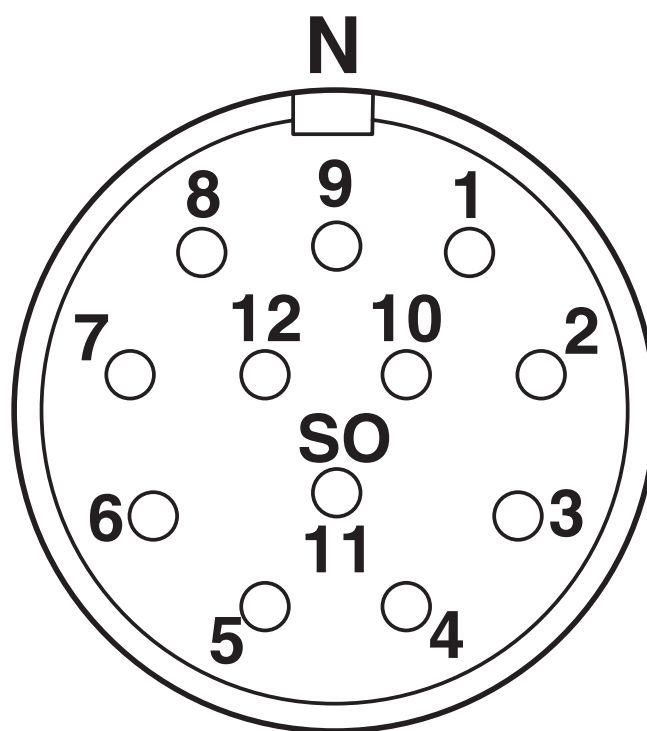
# M23-12S2N8A8003S - Cable connector

1069320

<https://www.phoenixcontact.com/us/products/1069320>



Schematic diagram



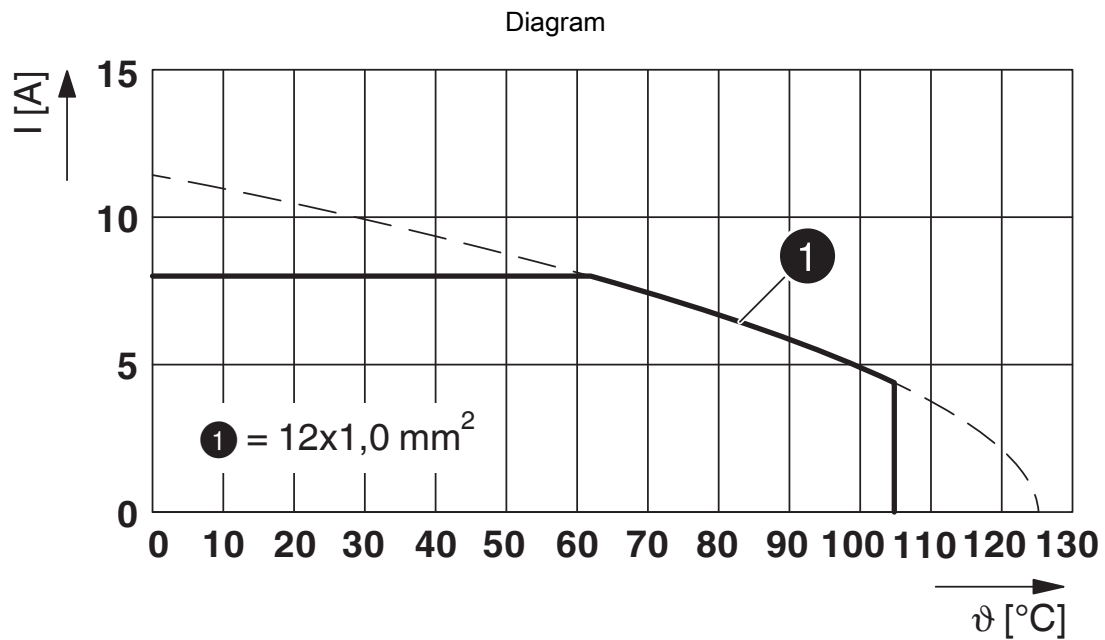
Connector pin assignment

# M23-12S2N8A8003S - Cable connector



1069320

<https://www.phoenixcontact.com/us/products/1069320>



$I$  = current strength,  $\vartheta$  = ambient temperature, 12x 8 A


# M23-12S2N8A8003S - Cable connector



1069320

<https://www.phoenixcontact.com/us/products/1069320>

## Approvals

 To download certificates, visit the product detail page: <https://www.phoenixcontact.com/us/products/1069320>



**cUL Recognized**

Approval ID: E335019-20141210



**UL Recognized**

Approval ID: E335019-20141210



# M23-12S2N8A8003S - Cable connector



1069320

<https://www.phoenixcontact.com/us/products/1069320>

## Classifications

### ECLASS

ECLASS-13.0	27440116
ECLASS-15.0	27440116

### ETIM

ETIM 9.0	EC002635
----------	----------

### UNSPSC

UNSPSC 21.0	39121400
-------------	----------

# M23-12S2N8A8003S - Cable connector



1069320

<https://www.phoenixcontact.com/us/products/1069320>

## Environmental product compliance

EU RoHS	
Fulfills EU RoHS substance requirements	Yes, No exemptions
China RoHS	
Environment friendly use period (EFUP)	EFUP-E
	No hazardous substances above the limits
EU REACH SVHC	
REACH candidate substance (CAS No.)	No substance above 0.1 wt%

Phoenix Contact 2025 © - all rights reserved  
<https://www.phoenixcontact.com>

Phoenix Contact USA  
586 Fulling Mill Road  
Middletown, PA 17057, United States  
(+717) 944-1300  
[info@phoenixcon.com](mailto:info@phoenixcon.com)