

# UK 10,3-CC HESILED N 600 2POL - Fuse holder



3048629

<https://www.phoenixcontact.com/us/products/3048629>

Please be informed that the data shown in this PDF document is generated from our online catalog. Please find the complete data in the user documentation. Our general terms of use for downloads are valid.



Fuse holder, fuse type: Ceramic, fuse type: Class CC, nom. voltage: 600 V, nominal current: 30 A, number of positions: 2, connection method: Screw connection, Rated cross section: 16 mm<sup>2</sup>, cross section: 1 mm<sup>2</sup>- 16 mm<sup>2</sup>, mounting type: NS 35/7,5, NS 35/15, color: black

## Your advantages

- Fuse holder for fuses up to 600 V
- For 10 x 38 CC fuse-links in accordance with UL 4248-4
- 2-pos. blocked version
- Quick identification of faulty fuses regardless of the current direction, thanks to LED status indicator
- Easy to bridge

## Commercial data

Item number	3048629
Packing unit	6 pc
Minimum order quantity	6 pc
Sales key	BE12
Product key	BE1234
GTIN	4046356115995
Weight per piece (including packing)	93 g
Weight per piece (excluding packing)	107.4 g
Customs tariff number	85369095
Country of origin	FR

## Technical data

### Product properties

Product type	Fuse terminal block
Number of positions	2
Number of connections	4
Number of rows	2

### Insulation characteristics

Overvoltage category	III
Degree of pollution	3

### Electrical properties

Fuse type	Ceramic
Rated surge voltage	6 kV
Maximum power dissipation for nominal condition	4 W
Fuse	Class CC
LED voltage range	220 V AC/DC ... 600 V AC/DC

### Input data

LED voltage range	220 V AC/DC ... 600 V AC/DC
-------------------	-----------------------------

### Connection data

Number of connections per level	2
Nominal cross section	16 mm <sup>2</sup>
Connection method	Screw connection
Screw thread	M5
Tightening torque	2 Nm
Stripping length	15 mm
Internal cylindrical gage	B6 A7
Conductor cross-section rigid	1 mm <sup>2</sup> ... 16 mm <sup>2</sup>
Cross section AWG	16 ... 6 (converted acc. to IEC)
Conductor cross-section flexible	1 mm <sup>2</sup> ... 16 mm <sup>2</sup>
Conductor cross-section, flexible [AWG]	16 ... 6 (converted acc. to IEC)
Conductor cross-section flexible (ferrule without plastic sleeve)	1 mm <sup>2</sup> ... 16 mm <sup>2</sup>
Flexible conductor cross-section (ferrule with plastic sleeve)	1 mm <sup>2</sup> ... 16 mm <sup>2</sup>
2 conductors with same cross section, solid	1 mm <sup>2</sup> ... 6 mm <sup>2</sup>
2 conductors with same cross section, flexible	1 mm <sup>2</sup> ... 6 mm <sup>2</sup>
2 conductors with same cross section, flexible, with ferrule without plastic sleeve	1 mm <sup>2</sup> ... 6 mm <sup>2</sup>
2 conductors with the same cross section, flexible, with TWIN ferrule with plastic sleeve	1.5 mm <sup>2</sup> ... 4 mm <sup>2</sup>
Nominal current	30 A (The voltage is determined by the fuse or selected LED display)

# UK 10,3-CC HESILED N 600 2POL - Fuse holder



3048629

<https://www.phoenixcontact.com/us/products/3048629>

Maximum load current	30 A (the current and voltage are determined by the fuse)
Nominal voltage	600 V (The voltage is determined by the fuse or selected LED display)
Nominal cross section	16 mm <sup>2</sup>

## Dimensions

Width	34.9 mm
Height	79.3 mm
Depth	56.5 mm
Depth on NS 35/7,5	64 mm
Depth on NS 35/15	71.5 mm

## Material specifications

Color	black (RAL 9005)
Flammability rating according to UL 94	V2
Insulating material group	III
Insulating material	PA
Relative insulation material temperature index (Elec., UL 746 B)	125 °C

## Mechanical properties

### Mechanical data

Open side panel	No
-----------------	----

## Environmental and real-life conditions

### Ambient conditions

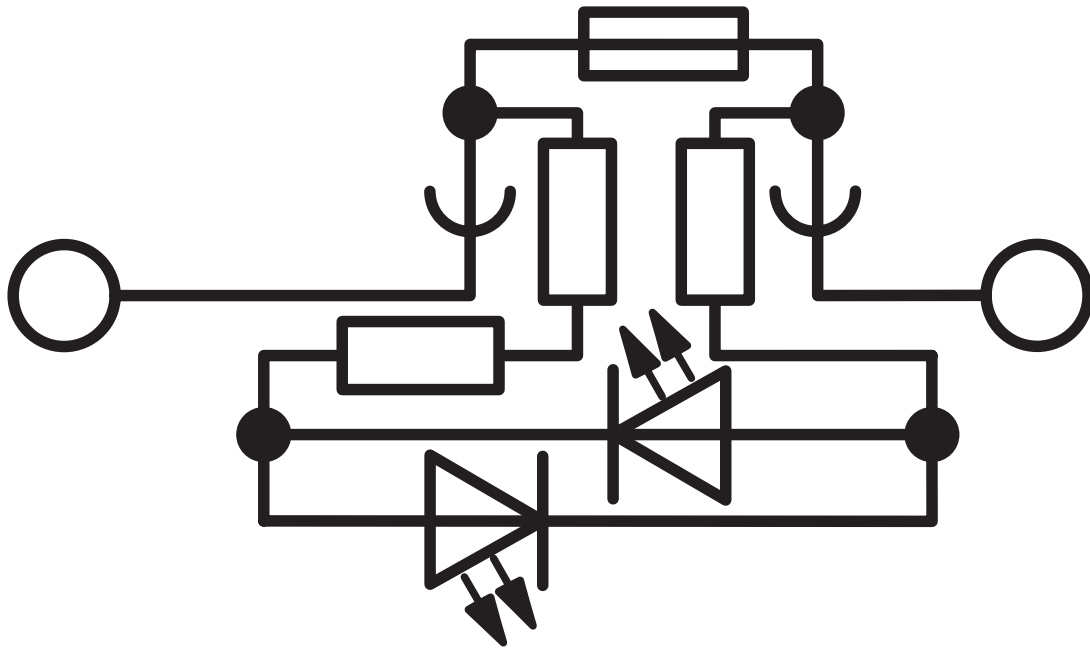
Ambient temperature (operation)	-40 °C ... 90 °C (max. short-term operating temperature RTI Elec. )
Ambient temperature (storage/transport)	-40 °C ... 70 °C (for a short time, not exceeding 24 h, -60 °C to +70 °C)
Ambient temperature (assembly)	-5 °C ... 70 °C
Ambient temperature (actuation)	-5 °C ... 70 °C
Permissible humidity (operation)	20 % ... 90 %
Permissible humidity (storage/transport)	30 % ... 70 %

## Mounting

Mounting type	NS 35/7,5
	NS 35/15

## Drawings

Circuit diagram



# UK 10,3-CC HESILED N 600 2POL - Fuse holder





3048629

<https://www.phoenixcontact.com/us/products/3048629>

## Approvals

To download certificates, visit the product detail page: <https://www.phoenixcontact.com/us/products/3048629>

 <b>CSA</b> Approval ID: 274201				
	Nominal voltage $U_N$	Nominal current $I_N$	Cross section AWG	Cross section $\text{mm}^2$
keine				
	600 V	30 A	18 - 4	-
Multi-conductor connection	600 V	30 A	18 - 6	-

 <b>UL Listed</b> Approval ID: E244294				
--	--	--	--	--

# UK 10,3-CC HESILED N 600 2POL - Fuse holder



3048629

<https://www.phoenixcontact.com/us/products/3048629>

## Classifications

### ECLASS

ECLASS-13.0	27250113
ECLASS-15.0	27250113

### ETIM

ETIM 9.0	EC000899
----------	----------

### UNSPSC

UNSPSC 21.0	39121400
-------------	----------

# UK 10,3-CC HESILED N 600 2POL - Fuse holder



3048629

<https://www.phoenixcontact.com/us/products/3048629>

## Environmental product compliance

### EU RoHS

Fulfills EU RoHS substance requirements	Yes, No exemptions
---	--------------------

### China RoHS

Environment friendly use period (EFUP)	EFUP-E
	No hazardous substances above the limits

### EU REACH SVHC

REACH candidate substance (CAS No.)	No substance above 0.1 wt%
-------------------------------------	----------------------------

Phoenix Contact 2025 © - all rights reserved

<https://www.phoenixcontact.com>

Phoenix Contact USA  
586 Fulling Mill Road  
Middletown, PA 17057, United States  
(+717) 944-1300  
[info@phoenixcon.com](mailto:info@phoenixcon.com)