

IBS IL 24 BK-T/U-2MBD-PAC - Bus coupler



2862000

<https://www.phoenixcontact.com/us/products/2862000>

Please be informed that the data shown in this PDF document is generated from our online catalog. Please find the complete data in the user documentation. Our general terms of use for downloads are valid.



Inline, Bus coupler, INTERBUS, Inline shield connector, transmission speed in the local bus: 2 Mbps, degree of protection: IP20, including Inline connectors and marking fields

Product description

The bus coupler connects an Inline station to the INTERBUS remote bus and provides the supply voltages for the connected devices.

Your advantages

- Remote bus connections using copper technology
- An Inline station can be supplied with all of the required 24 V voltages for low-level signals
- Automatic configuration of the outgoing interface as a remote bus or local bus interface
- Up to 15 connected terminals with remote bus branch supported
- Electrical isolation of the remote bus segments

Commercial data

Item number	2862000
Packing unit	1 pc
Minimum order quantity	1 pc
Sales key	DR01
Product key	DRI111
GTIN	4017918974640
Weight per piece (including packing)	268.4 g
Weight per piece (excluding packing)	142 g
Customs tariff number	85389091
Country of origin	DE

IBS IL 24 BK-T/U-2MBD-PAC - Bus coupler

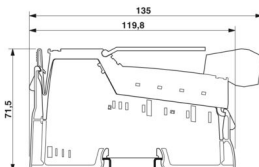


2862000

<https://www.phoenixcontact.com/us/products/2862000>

Technical data

Dimensions

Dimensional drawing	
Width	48.8 mm
Height	135 mm
Depth	71.5 mm

Notes

Note on application

Note on application	Only for industrial use
---------------------	-------------------------

Utilization restriction

EMC note	EMC: class A product, see manufacturer's declaration in the download area
----------	---

Interfaces

INTERBUS

Number of interfaces	2
Connection method	Inline shield connector
Transmission speed	2 Mbps
Transmission physics	Copper

Remote bus branch / Inline local bus

Number of interfaces	1
Connection method	Inline data jumper
Transmission speed	2 Mbps

System properties

System limits

Number of local bus devices that can be connected	max. 63
Number of devices with parameter channel	max. 62
Number of supported branch terminals with remote bus branch	max. 15

Module

ID code (dec.)	04
ID code (hex)	04
Length code (hex)	00

Length code (dec)	00
Process data channel	0 bit
Input address area	0 bit
Output address area	0 bit
Register length	0 bit

Product properties

Product type	I/O component
Product family	Inline
Type	modular
Scope of supply	including Inline connectors and marking fields
Diagnostics messages	I/O error yes, if the segment voltage U_S is not present

Electrical properties

Maximum power dissipation for nominal condition	3 W
Protective circuit	Short-circuit protection of the communications power; electronic
	Short-circuit protection of the analog supply; electronic
	Surge protection (segment supply, main supply, bus coupler supply); Input protective diodes (can be destroyed by permanent overload)Pulse loads up to 1500 W are short circuited by the input protective diode.
	Protection against polarity reversal (segment supply/main supply); Parallel diodes for protection against polarity reversal; in the event of an error the high current flowing through the diodes causes the fuse connected upstream to blow.
	Protection against polarity reversal (bus coupler supply); Serial diode in the lead path of the power supply unit; in the event of an error only a low current flows. In the event of an error, no fuse trips within the external power supply unit.

Potentials: Bus coupler supply U_{BK} ; Communications power U_L (7.5 V) and the analog supply U_{ANA} (24 V) are generated from the bus coupler supply.

Supply voltage	24 V DC (via Inline connector)
Supply voltage range	19.2 V DC ... 30 V DC (including all tolerances, including ripple)
Current draw	max. 1.25 A (with max. number of connected I/O terminal blocks)
	typ. 100 mA (without connected Inline I/O terminals)

Potentials: Communications power (U_L)

Supply voltage	7.5 V DC $\pm 5\%$
----------------	--------------------

Potentials: Supply of analog modules (U_{ANA})

Supply voltage	24 V DC
Supply voltage range	19.2 V DC ... 30 V DC (including all tolerances, including ripple)

Potentials: Main circuit supply (U_M)

Supply voltage	24 V DC
Supply voltage range	19.2 V DC ... 30 V DC (including all tolerances, including ripple)

Potentials: Segment circuit supply (U_S)

IBS IL 24 BK-T/U-2MBD-PAC - Bus coupler



2862000

<https://www.phoenixcontact.com/us/products/2862000>

Supply voltage	24 V DC
Supply voltage range	19.2 V DC ... 30 V DC (including all tolerances, including ripple)

Electrical isolation/isolation of the voltage ranges

Test voltage: 5 V supply, incoming remote bus / 5 V supply outgoing remote bus	500 V AC, 50 Hz, 1 min
Test voltage: 5 V supply incoming remote bus / 7.5 V communications power, 24 V analog supply, 24 V bus coupler supply	500 V AC, 50 Hz, 1 min
Test voltage: 5 V supply, incoming remote bus / 24 V main supply, 24 V segment supply	500 V AC, 50 Hz, 1 min
Test voltage: 5 V supply incoming remote bus / functional ground	500 V AC, 50 Hz, 1 min
Test voltage: 5 V supply outgoing remote bus / I/O (U_M , U_S)	500 V AC, 50 Hz, 1 min
Test voltage: 5 V supply outgoing remote bus / communications power (U_{BK} , U_L , U_{ANA})	500 V AC, 50 Hz, 1 min
Test voltage: 5 V supply outgoing remote bus / functional ground	500 V AC, 50 Hz, 1 min
Test voltage: 7.5 V communications power, 24 V analog supply, 24 V bus coupler supply/functional ground	500 V AC, 50 Hz, 1 min
Test voltage: Communications power (U_{BK} , U_L , U_{ANA}) / I/O (U_M , U_S)	500 V AC, 50 Hz, 1 min
Test voltage: 24 V main supply, 24 V segment supply/functional ground	500 V AC, 50 Hz, 1 min

Connection data

Connection technology

Connection name	Inline connector
-----------------	------------------

Conductor connection

Connection method	Spring-cage connection
Conductor cross-section rigid	0.08 mm ² ... 1.5 mm ²
Conductor cross-section flexible	0.08 mm ² ... 1.5 mm ²
Conductor cross-section AWG	28 ... 16
Stripping length	8 mm

Inline connector

Connection method	Spring-cage connection
Conductor cross-section, rigid	0.08 mm ² ... 1.5 mm ²
Conductor cross-section, flexible	0.08 mm ² ... 1.5 mm ²
Conductor cross-section AWG	28 ... 16
Stripping length	8 mm

Environmental and real-life conditions

Ambient conditions

Ambient temperature (operation)	-25 °C ... 55 °C
Degree of protection	IP20
Air pressure (operation)	70 kPa ... 106 kPa (up to 3000 m above sea level)
Air pressure (storage/transport)	70 kPa ... 106 kPa (up to 3000 m above sea level)

IBS IL 24 BK-T/U-2MBD-PAC - Bus coupler



2862000

<https://www.phoenixcontact.com/us/products/2862000>

Ambient temperature (storage/transport)	-25 °C ... 85 °C
Permissible humidity (operation)	10 % ... 95 % (non-condensing)
Permissible humidity (storage/transport)	10 % ... 95 % (non-condensing)

Standards and regulations

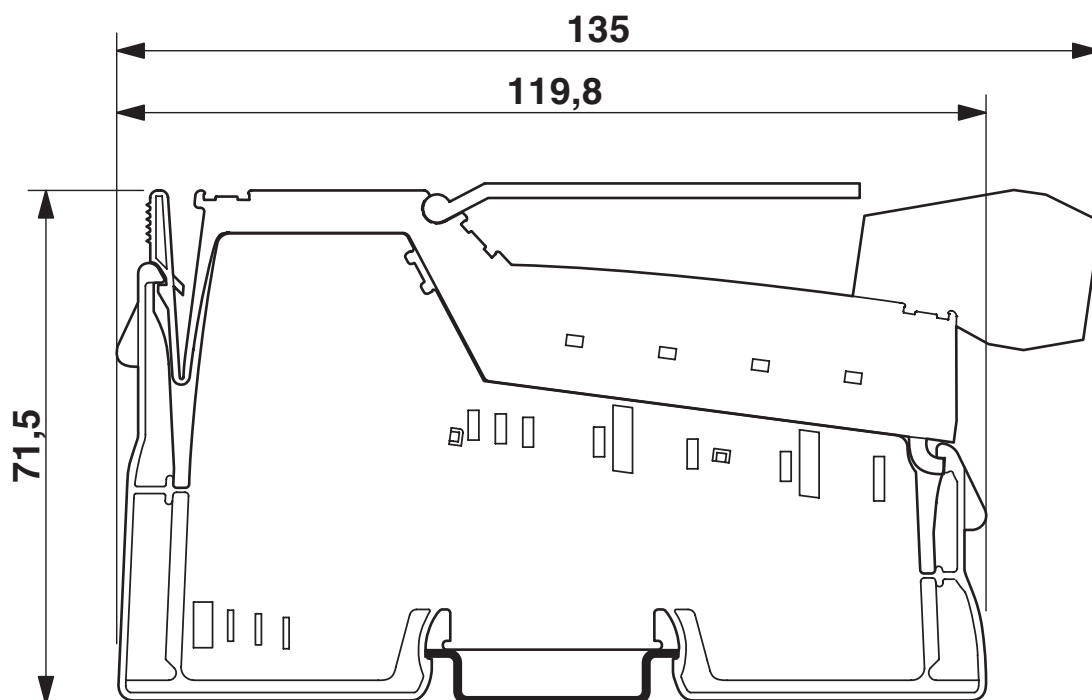
Protection class	III (IEC 61140, EN 61140, VDE 0140-1)
------------------	---------------------------------------

Mounting

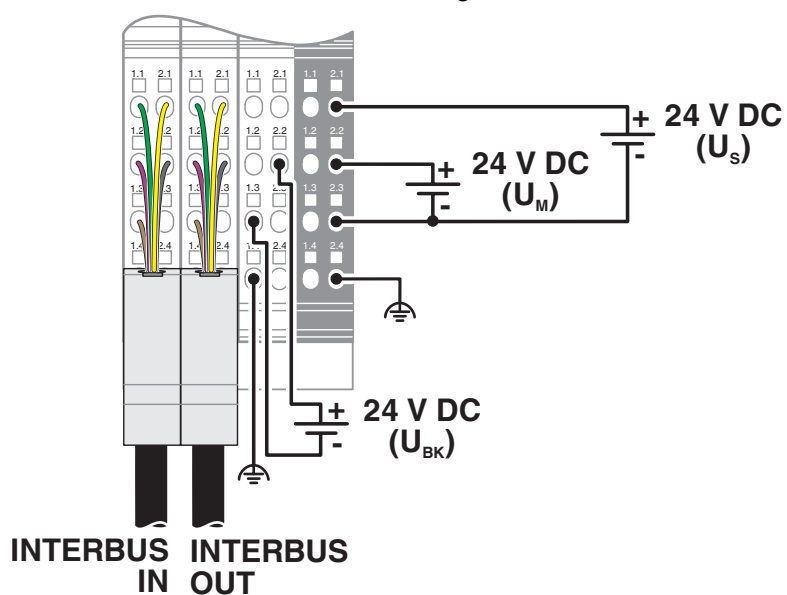
Mounting type	DIN rail mounting
---------------	-------------------

Drawings

Dimensional drawing



Connection diagram



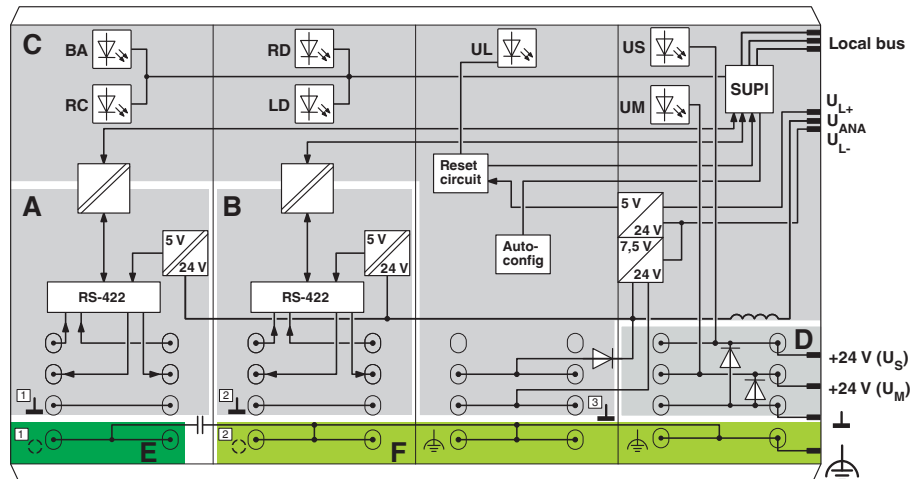
IBS IL 24 BK-T/U-2MBD-PAC - Bus coupler

2862000

<https://www.phoenixcontact.com/us/products/2862000>



Block diagram




IBS IL 24 BK-T/U-2MBD-PAC - Bus coupler



2862000

<https://www.phoenixcontact.com/us/products/2862000>

Approvals

 To download certificates, visit the product detail page: <https://www.phoenixcontact.com/us/products/2862000>



cULus Listed

Approval ID: E140324

IBS IL 24 BK-T/U-2MBD-PAC - Bus coupler



2862000

<https://www.phoenixcontact.com/us/products/2862000>

Classifications

ECLASS

ECLASS-13.0	27242608
ECLASS-15.0	27242608

ETIM

ETIM 9.0	EC001604
----------	----------

UNSPSC

UNSPSC 21.0	32151600
-------------	----------

IBS IL 24 BK-T/U-2MBD-PAC - Bus coupler



2862000

<https://www.phoenixcontact.com/us/products/2862000>

Environmental product compliance

EU RoHS

Fulfills EU RoHS substance requirements	Yes
Exemption	7(a), 7(c)-I

China RoHS

Environment friendly use period (EFUP)	EFUP-E
	No hazardous substances above the limits

EU REACH SVHC

REACH candidate substance (CAS No.)	Lead(CAS: 7439-92-1)
SCIP	e6ffaac8-4d46-4ee8-9478-83ac6d8aae22

Phoenix Contact 2025 © - all rights reserved
<https://www.phoenixcontact.com>

Phoenix Contact USA
586 Fulling Mill Road
Middletown, PA 17057, United States
(+717) 944-1300
info@phoenixcon.com