

VS-FSBPYS-OE-94H/0,5 SCO - Device connector rear mounting



1407504

<https://www.phoenixcontact.com/us/products/1407504>

Please be informed that the data shown in this PDF document is generated from our online catalog. Please find the complete data in the user documentation. Our general terms of use for downloads are valid.



Device connector rear mounting, Ethernet hybrid CAT5 (100 Mbps) CAT5 (100 Mbps), 8-position, Socket, straight, M12-SPEEDCON, Y-coding, on free cable end, Hybrid cable, cable length: 0.5 m, this item is expected to be lead-free from Q2 2026 in accordance with RoHS II without exception 6c (Pb < 0.1%), a lead-free alternative is possible on request in advance

Your advantages

- Preassembled with cables in various standard lengths for immediate use
- Customer-specific assemblies and cable lengths can be supplied
- Cable designs for all common networks and fieldbuses
- For high transmission safety: shield connection to the housing with optional EMC nut

Commercial data

Item number	1407504
Packing unit	1 pc
Minimum order quantity	1 pc
Sales key	AB25
Product key	ABQDGI
GTIN	4046356807876
Weight per piece (including packing)	75.2 g
Weight per piece (excluding packing)	68.145 g
Customs tariff number	85444290
Country of origin	DE

VS-FSBPYS-OE-94H/0,5 SCO - Device connector rear mounting



1407504

<https://www.phoenixcontact.com/us/products/1407504>

Technical data

Notes

Notes on operation	The electrical and mechanical data specified assume that the connector pair is correctly locked and mounted. If the connector is unlocked and if there is a danger of contamination, the connector must be sealed using a protective cap > IP54. Influences arising from litz wires, cables or PCB assembly must also be taken into consideration.
Order information:	Lock nut is included in the scope of delivery
General	Contact connection method: Crimp connection

Safety note

Safety note	<p>WARNING: The connectors may not be plugged in or disconnected under load. Ignoring the warning or improper use may damage persons and/or property.</p> <ul style="list-style-type: none">• WARNING: Commission properly functioning products only. The products must be regularly inspected for damage. Decommission defective products immediately. Replace damaged products. Repairs are not possible.• WARNING: Only electrically qualified personnel may install and operate the product. They must observe the following safety notes. The qualified personnel must be familiar with the basics of electrical engineering. They must be able to recognize and prevent danger. The relevant symbol on the packaging indicates that only personnel familiar with electrical engineering are allowed to install and operate the product.• The products are suitable for applications in plant, controller, and electrical device engineering.• When operating the connectors in outdoor applications, they must be separately protected against environmental influences.• Assembled products may not be manipulated or improperly opened.• Only use mating connectors that are specified in the technical data of the standards listed (e.g. the ones listed in the product accessories online at phoenixcontact.com/products).• When using the product in direct connection with third-party manufacturers, the user is responsible.• For operating voltages > 50 V AC, conductive connector housings must be grounded• Ensure that when laying the cable, the tensile load on the connectors does not exceed the upper limit specified in the standards.• Observe the corresponding technical data. You will find information:<ul style="list-style-type: none">o On the producto On the packing labelo In the supplied documentationo Online at phoenixcontact.com/products under the product• Only use tools recommended by Phoenix Contact• Use a protective cap to protect connectors that are not in use.
-------------	---

VS-FSBPYS-OE-94H/0,5 SCO - Device connector rear mounting



1407504

<https://www.phoenixcontact.com/us/products/1407504>

The suitable accessories are available online in the accessory section of the product at [phoenixcontact.com/products](https://www.phoenixcontact.com/products)

- Ensure that the protective or functional ground has been properly connected.

- VDE 0100/1.97 § 411.1.3.2 and DIN EN 60 204/11.98 § 14.1.3 are applicable when combining several circuits in a cable and/or connector

- The connector warms up in normal operation. Depending on the ambient conditions, the surface of the connector can continue to warm up. In this case, the user is responsible for posting warnings (e.g. DIN EN ISO 13732-1:2008-12).

Mounting

Mounting type	Rear mounting (M16 x 1,5)
Tightening torque	2 Nm ... 3 Nm (Installation-side)

Product properties

Product type	Circular connectors (device side)
Application	Data, signals
Sensor type	Ethernet hybrid
Number of positions	8
No. of cable outlets	1
No. of power contacts	4
No. of control contacts	4
Shielded	yes
Coding	Y
Thread type	M12

Insulation characteristics

Overvoltage category	III
Degree of pollution	3

Material specifications

Material	Zinc die-cast (nickel-plated)
Flammability rating according to UL 94	V0
Seal material	FKM
Contact material	CuZn
Contact surface material	Ni/Au
Contact carrier material	PA 6.6
Material for screw connection	Brass, nickel-plated

Electrical properties

Contact resistance	≤ 3 mΩ
Insulation resistance	≥ 100 MΩ
Nominal voltage U _N	48 V AC (Power and data) 50 V DC (Power and data)

VS-FSBPYS-OE-94H/0,5 SCO - Device connector rear mounting



1407504

<https://www.phoenixcontact.com/us/products/1407504>

Nominal current I_N	0.5 A (Data)
	6 A (Power)
Transmission medium	Copper
Transmission speed	100 Mbps
Transmission characteristics (category)	CAT5

Connection data

Conductor connection

Connection method	Hybrid cable
Contact connection type	Socket
Tightening torque	2 Nm ... 3 Nm (Installation-side)

Mechanical properties

Mechanical data

Insertion/withdrawal cycles	> 100
-----------------------------	-------

Connector

Connection 1

Head design	Socket
Head cable outlet	straight
Head thread type	M12
Head locking type	SPEEDCON
Coding	Y

Connection 2

Head design	free cable end
-------------	----------------

Cable/line

Cable length	0.5 m
--------------	-------

Ethernet hybrid [94H]

Cable weight	87 kg/km
UL AWM Style	21815 (80°C/300 V)
Number of positions	8
Shielded	yes
Cable type	Ethernet hybrid [94H]
Conductor structure	1x4xAWG26 + 1x4xAWG20
Conductor structure signal line	19x 0.10 mm
AWG signal line	26
Conductor structure, voltage supply	19x 0.20 mm
AWG power supply	20
Conductor cross section	4x 0.15 mm ² (Data)

VS-FSBPYS-OE-94H/0,5 SCO - Device connector rear mounting



1407504

<https://www.phoenixcontact.com/us/products/1407504>

	4x 0.6 mm ² (Power)
Wire diameter incl. insulation	1.05 mm (Data)
	1.4 mm (Power)
External cable diameter	7.60 mm ±0.2 mm
Outer sheath, material	PUR
External sheath, color	black RAL 9005
Conductor material	Bare Cu litz wires
Material wire insulation	PP (Data)
	PP (Power)
Single wire, color	white/orange, orange, white/green, green, white, blue, brown, black
Overall twist	1 star quad and 4 wires with 2 fillers
Optical shield covering	85 %
Insulation resistance	≥ 5 GΩ*km
Loop resistance	≤ 280.00 Ω/km (Data)
	≤ 34.60 Ω/km (Power)
Wave impedance	100 Ω ±15 Ω (4 MHz ... 100 MHz)
Working capacitance	nom. 50 nF (per kilometer)
Differential impedance	100 Ω ±5 % (at 100 MHz)
Nominal voltage, cable	≤ 300 V (Peak value, not for high-power applications)
Test voltage Core/Core	2000 V (50 Hz, 1 min.)
Test voltage Core/Shield	2000.00 V (50 Hz, 1 min.)
Minimum bending radius, fixed installation	5 x D
Minimum bending radius, flexible installation	10 x D
Smallest bending radius, fixed installation	38 mm
Smallest bending radius, movable installation	76 mm
Dynamic load capacity (bending)	Max. bending cycles: 2000000, Traversing path: 4.5 m, Traversing rate: 3 m/s, Acceleration: 4 m/s ²
Tensile strength	70 N (in accordance with DIN EN 50565-1 for flexible installation)
	240 N (in accordance with DIN EN 50565-1 for fixed installation)
Near end crosstalk attenuation (NEXT)	56.3 dB (at 4 MHz)
	50.3 dB (at 10 MHz)
	47.2 dB (at 16 MHz)
	45.8 dB (at 20 MHz)
	42.9 dB (at 31.25 MHz)
	38.4 dB (at 62.5 MHz)
	35.3 dB (at 100 MHz)
Shield attenuation	6 dB (at 4 MHz)
	9.5 dB (at 10 MHz)
	12.1 dB (at 16 MHz)
	13.5 dB (at 20 MHz)
	17.1 dB (at 31.25 MHz)
	24.8 dB (at 62.5 MHz)

VS-FSBPYS-OE-94H/0,5 SCO - Device connector rear mounting



1407504

<https://www.phoenixcontact.com/us/products/1407504>

Halogen-free	32 dB (at 100 MHz)
	≥ 80.00 dB (30 MHz ... 125 MHz)
	according to IEC 60754
Flame resistance	in accordance with DIN VDE 0472 part 815
	in accordance with UL 2556, Section 9.1 and UL 1581, Section 1100
	in accordance with UL 2556, Section 9.3 and UL 1581, Section 1060
Resistance to oil	in accordance with IEC 60811-404
	According to DIN EN 50363-10-2
Other resistance	Low adhesion
Special properties	Free of substances which would hinder coating with paint or varnish
	Silicone-free
Ambient temperature (operation)	-40 °C ... 80 °C (cable, fixed installation)
	-30 °C ... 70 °C (Cable, flexible installation)

Environmental and real-life conditions

Ambient conditions

Degree of protection	IP67
	IP65/IP67
Ambient temperature (operation) (male connector/female connector)	-25 °C ... 80 °C (Plug / socket)
	-40 °C ... 80 °C (without mechanical actuation)
UL Type Rating	Type 4 (indoor use only)

Standards and regulations

Standard designation	M12 circular connector
Standards/specifications	according to IEC 61076-2-113

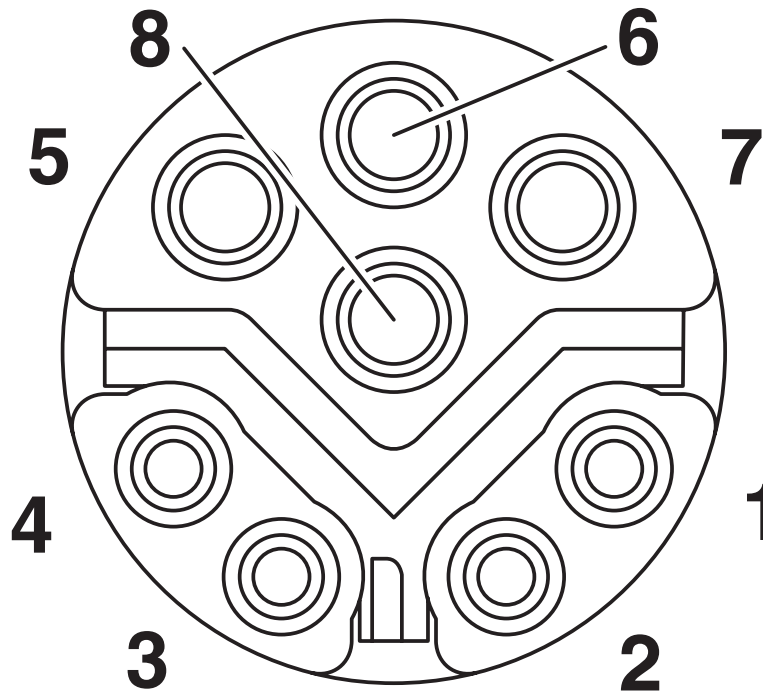
VS-FSBPYS-OE-94H/0,5 SCO - Device connector rear mounting

1407504

<https://www.phoenixcontact.com/us/products/1407504>

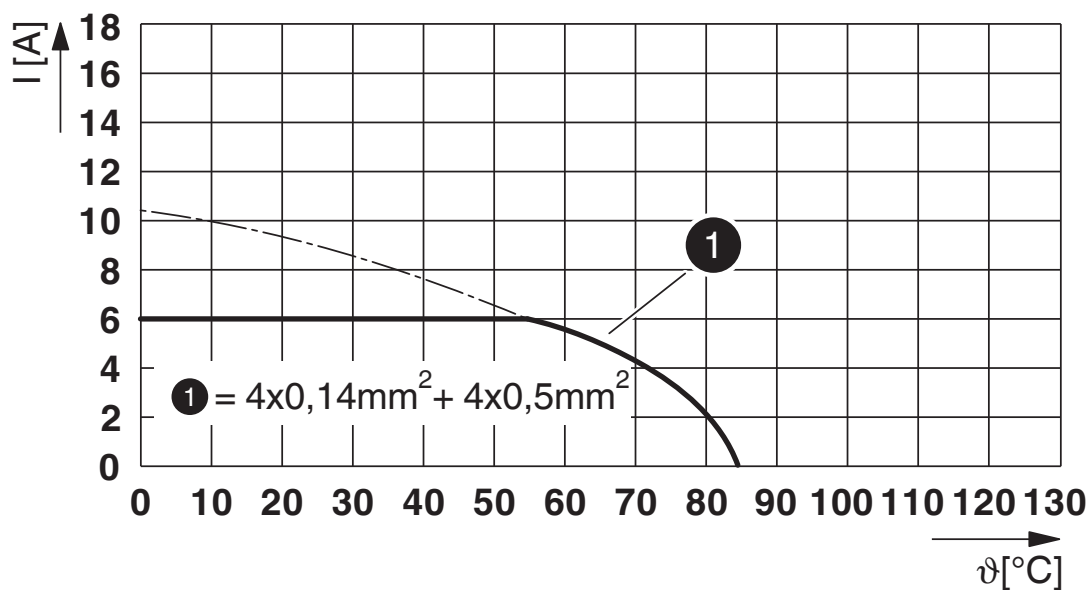
Drawings

Schematic diagram



Pin assignment of socket, 8-pos., Y-coded, socket side view

Diagram



I = current strength, T = ambient temperature


VS-FSBPYS-OE-94H/0,5 SCO - Device connector rear mounting



1407504

<https://www.phoenixcontact.com/us/products/1407504>

Circuit diagram



Contact assignment of the M12 connector


VS-FSBPYS-OE-94H/0,5 SCO - Device connector rear mounting



1407504

<https://www.phoenixcontact.com/us/products/1407504>

Approvals

 To download certificates, visit the product detail page: <https://www.phoenixcontact.com/us/products/1407504>



cUL Recognized

Approval ID: E335024-20120308



UL Recognized

Approval ID: E335024-20120308

VS-FSBPYS-OE-94H/0,5 SCO - Device connector rear mounting



1407504

<https://www.phoenixcontact.com/us/products/1407504>

Classifications

ECLASS

ECLASS-13.0	27440103
ECLASS-15.0	27440103

ETIM

ETIM 9.0	EC003570
----------	----------

UNSPSC

UNSPSC 21.0	39121400
-------------	----------

VS-FSBPYS-OE-94H/0,5 SCO - Device connector rear mounting



1407504

<https://www.phoenixcontact.com/us/products/1407504>

Environmental product compliance

EU RoHS

Fulfills EU RoHS substance requirements	Yes
Exemption	6(c)

China RoHS

Environment friendly use period (EFUP)	EFUP-50
	An article-related China RoHS declaration table can be found in the download area for the respective article under "Manufacturer declaration". For all articles with EFUP-E, no China RoHS declaration table issued and required.

EU REACH SVHC

REACH candidate substance (CAS No.)	Lead(CAS: 7439-92-1)
SCIP	f80ac707-dfd4-496c-8b16-0e38492e8d7c

Phoenix Contact 2025 © - all rights reserved

<https://www.phoenixcontact.com>

Phoenix Contact USA
586 Fulling Mill Road
Middletown, PA 17057, United States
(+717) 944-1300
info@phoenixcon.com