

# EV-T1G2CC-DC80A-5,0M6ASBK11 - DC charging cable



1105881

<https://www.phoenixcontact.com/us/products/1105881>

Please be informed that the data shown in this PDF document is generated from our online catalog. Please find the complete data in the user documentation. Our general terms of use for downloads are valid.



CHARX connect compact, CCS type 1, DC charging cable, 80 A permanent, 1000 V DC, with vehicle charging connector and open cable end, cable: 5 m, black, straight, with connected CS contact, with analog temperature sensors, PHOENIX CONTACT logo, SAE J1772, IEC 62196-3, for charging electric vehicles (EV) with direct current (DC)

## Product description

DC charging cable with vehicle charging connector and free cable end for fast charging of electric vehicles (EV) with direct current (DC) via CCS type 1 vehicle charging inlets, for installation at charging stations for e-mobility (EVSE)

## Your advantages

- Complete product range
- The right charging cable for every application, from the carport to the charging park
- Convenient handling due to the ergonomic design
- Available with your logo on request - for consistent branding of your charging station
- Developed and produced in accordance with the IATF 16949 automotive standard and ISO 9001

## Commercial data

Item number	1105881
Packing unit	1 pc
Minimum order quantity	1 pc
Sales key	EM01
Product key	XWBMAB
GTIN	4055626990712
Weight per piece (including packing)	160 g
Weight per piece (excluding packing)	160 g
Customs tariff number	85444290
Country of origin	PL

# EV-T1G2CC-DC80A-5,0M6ASBK11 - DC charging cable



1105881

<https://www.phoenixcontact.com/us/products/1105881>

## Technical data

### Product properties

Product type	DC charging cable
Product family	CHARX connect compact
Technology	Combined Charging System
Application	for charging electric vehicles (EV) with direct current (DC) for installation at charging stations for electromobility (EVSE)
Design	with connected CS contact with analog temperature sensors
Charging standard	CCS type 1
Charging mode	Mode 4 DC level 3
Affixed logo	PHOENIX CONTACT logo
Label	8.9 mm x 28.9 mm (customer logo on request)

### Electrical properties

Temperature monitoring	2x Pt 1000
------------------------	------------

#### Charging power and current (DC charging)

Type of charging current	DC
Charging current	80 A DC
Charging power	80 kW
Rated voltage	1000 V

#### Pin assignment (Leistungskontakte)

Note on the connection method	Crimp connection, cannot be disconnected
Number	3 (PE, DC+, DC-)
Rated voltage	1000 V DC
Rated current	80 A (up to 40 °C)

#### Pin assignment (Signalkontakte)

Note on the connection method	Crimp connection, cannot be disconnected
Type of signal transmission	Pulse width modulation with modulated Powerline communication in accordance with ISO/IEC 15118 / DIN SPEC 70121
Number	2 (CP, CS)
Rated voltage	30 V AC
Rated current	2 A
Coding	480 Ω (Lever actuated) 150 Ω (Lever not actuated)

#### Temperature sensors (Pt 1000)

Sensor type	Pt 1000
Standards/regulations	DIN EN 60751
Attachment point	Sensor for the DC contacts

# EV-T1G2CC-DC80A-5,0M6ASBK11 - DC charging cable



1105881

<https://www.phoenixcontact.com/us/products/1105881>

Switch-off temperature	90 °C ±1 K (equivalent to a Pt 1000 value of 1346.5 Ω)
Long-term stability	0.06 % (after 1000 hours at 130 °C)
Recommended measured current	1 mA (1 V at 0°C)
Coefficient	3850 ppm/K
Ambient temperature	-50 °C ... 130 °C (Operation)

## Dimensions

### Vehicle charging connector

Width	68.5 mm
Height	156.6 mm
Depth	239 mm

## Material specifications

Color (Housing)	black (9005)
Color (Handle area)	black (9005)
Color (Mating face)	black (9005)
Color (Protective cap)	black (9005)
Color (Cable)	black (9005)
Material (Vehicle charging connector)	Plastic
Material (Cable outer sheath)	TPE
Material (Contact surface)	Silver
Note	The color appearance and gloss level of the charging cable may vary.
Flammability rating according to UL 94	V0 (Mating face)

## Cable/line

Cable length	5 m ±45 mm
Wiring standards/regulations	UL 2263
Cable weight	max. 915.00 kg/km
Cable type	straight
Cable structure	3 x 6 AWG + 2 x 3 x 18 AWG
External cable diameter	27.00 mm ±0.4 mm
Outer sheath, material	TPE
Stripping length of the sheath	140 mm ±10 mm
Stripping length	140 mm ±10 mm
Cable resistance	≤ 0.0014 Ω/m (based on a power core, at an ambient temperature of 20°C)
Bending radius	min. 270 mm (10x Ø)

## Mechanical properties

### Mechanical data

Insertion/withdrawal cycles	> 10000
Insertion force	< 75 N
Withdrawal force	< 75 N

# EV-T1G2CC-DC80A-5,0M6ASBK11 - DC charging cable



1105881

<https://www.phoenixcontact.com/us/products/1105881>

## Environmental and real-life conditions

### Ambient conditions

Degree of protection (Vehicle charging connector)	IP44 (The degree of protection is only ensured in the ready and plugged-in state when both plug-in components are original products from Phoenix Contact or suitable standard-compliant products.)
Ambient temperature (operation)	-30 °C ... 55 °C
Ambient temperature (storage/transport)	-40 °C ... 80 °C
Altitude	5000 m (above sea level)

## Standards and regulations

### Standards

Standards/regulations	SAE J1772
	IEC 62196-3

# EV-T1G2CC-DC80A-5,0M6ASBK11 - DC charging cable

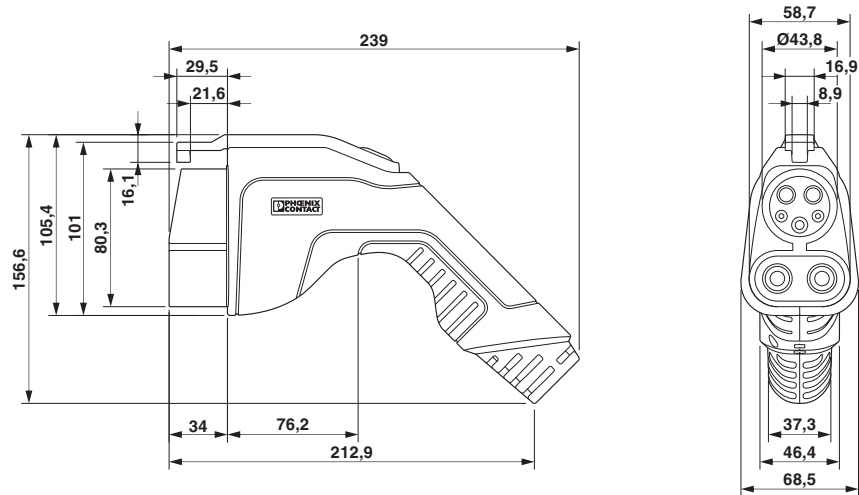


1105881

<https://www.phoenixcontact.com/us/products/1105881>

## Drawings

Dimensional drawing



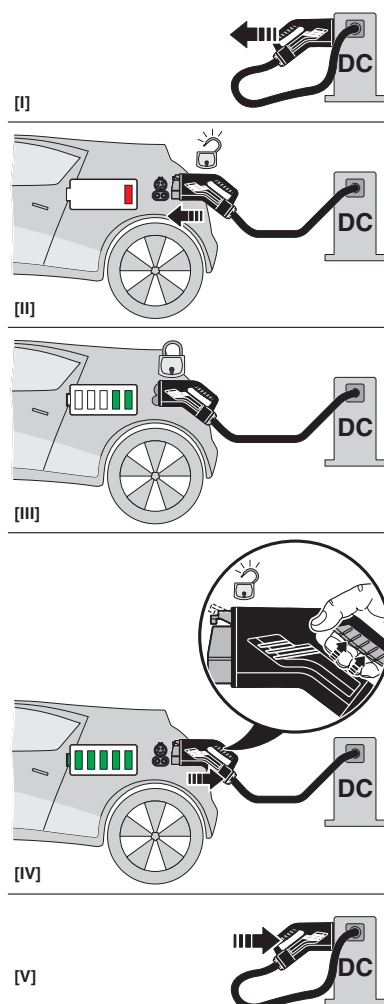
Dimensional drawing

# EV-T1G2CC-DC80A-5,0M6ASBK11 - DC charging cable

1105881

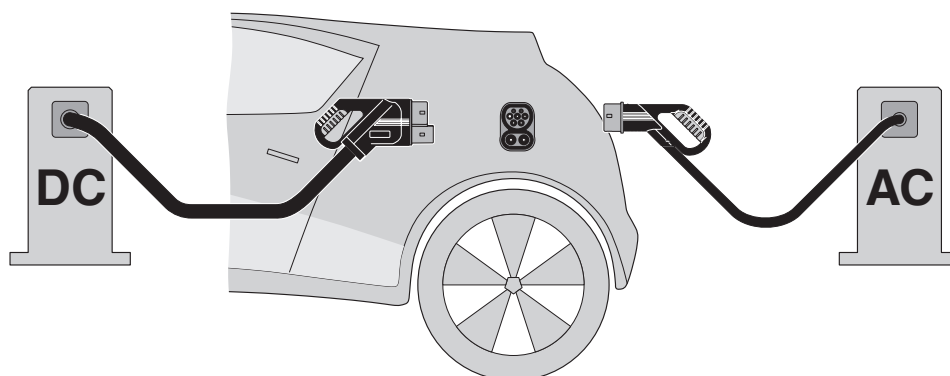
<https://www.phoenixcontact.com/us/products/1105881>

Schematic diagram



## Operating instructions

Schematic diagram



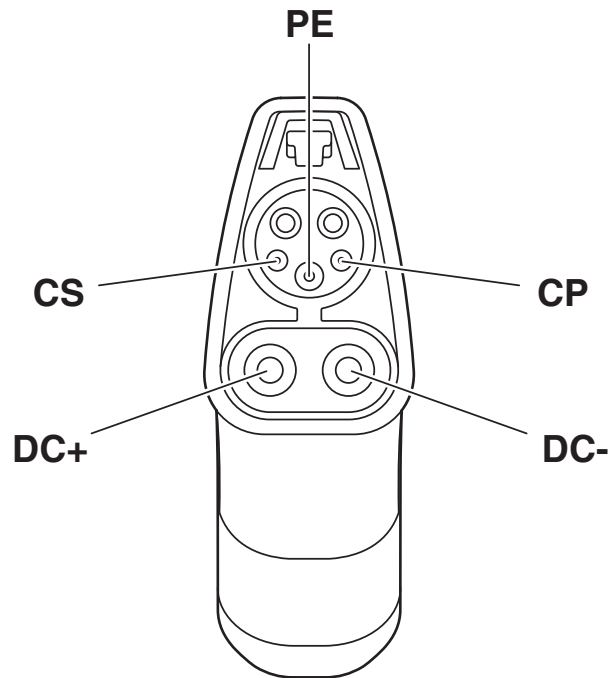
The Combined Charging System (CCS) principle - standard-compliant charging system for electric vehicles, which supports both conventional AC charging and fast DC charging. Both Vehicle Connectors fit into the CCS Vehicle Inlet.

# EV-T1G2CC-DC80A-5,0M6ASBK11 - DC charging cable

1105881

<https://www.phoenixcontact.com/us/products/1105881>

Schematic diagram



Pin assignment of the Vehicle Connector


# EV-T1G2CC-DC80A-5,0M6ASBK11 - DC charging cable



1105881  
<https://www.phoenixcontact.com/us/products/1105881>

## Approvals

To download certificates, visit the product detail page: <https://www.phoenixcontact.com/us/products/1105881>

	<b>cULus Recognized</b> Approval ID: E473195-20160308			
	Nominal voltage $U_N$	Nominal current $I_N$	Cross section AWG	Cross section $\text{mm}^2$
keine				
	1000 V	80 A	- 1	-



# EV-T1G2CC-DC80A-5,0M6ASBK11 - DC charging cable



1105881

<https://www.phoenixcontact.com/us/products/1105881>

## Classifications

### ECLASS

ECLASS-13.0	27144705
ECLASS-15.0	27144705

### ETIM

ETIM 9.0	EC002897
----------	----------

### UNSPSC

UNSPSC 21.0	39121500
-------------	----------

# EV-T1G2CC-DC80A-5,0M6ASBK11 - DC charging cable



1105881

<https://www.phoenixcontact.com/us/products/1105881>

## Environmental product compliance

### EU RoHS

Fulfills EU RoHS substance requirements	Yes
Exemption	6(c)

### China RoHS

Environment friendly use period (EFUP)	EFUP-50
	An article-related China RoHS declaration table can be found in the download area for the respective article under "Manufacturer declaration". For all articles with EFUP-E, no China RoHS declaration table issued and required.

### EU REACH SVHC

REACH candidate substance (CAS No.)	Lead(CAS: 7439-92-1)
	6,6'-di-tert-butyl-2,2'-methylenedi-p-cresol(CAS: 119-47-1)
SCIP	b80c6e71-6974-4827-b406-f8629ff0eb95

Phoenix Contact 2025 © - all rights reserved  
<https://www.phoenixcontact.com>

Phoenix Contact USA  
586 Fulling Mill Road  
Middletown, PA 17057, United States  
(+717) 944-1300  
[info@phoenixcon.com](mailto:info@phoenixcon.com)