

IB IL IMPULSE-IN-PAC - Function module



2861768

<https://www.phoenixcontact.com/us/products/2861768>

Please be informed that the data shown in this PDF document is generated from our online catalog. Please find the complete data in the user documentation. Our general terms of use for downloads are valid.



Inline measurement terminal block for position encoder, complete with accessories (connector and labeling field), 1 input for inductive length measuring scales with the impulse interface (P interface)

Product description

The terminal is designed for use within an Inline station. The terminal block is used to evaluate magnetostrictive position sensors with a start/stop interface. The time between a query pulse and its response pulse is directly proportional to the position of the position encoder on the measuring path. Impulses are transmitted with immunity to interference via a differential driver according to RS-422.

Your advantages

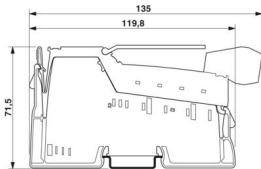
- Ultrasonic speed of the encoder of 2,500 m/s ... 2,999.99 m/s
- Position resolution of 5 μm
- Evaluation of the position of a magnet
- 1 magnetostrictive encoder can be connected
- Measuring range length of up to 3.85 m
- 24 V encoder supply incl. monitoring
- Shield connection

Commercial data

Item number	2861768
Packing unit	1 pc
Minimum order quantity	1 pc
Sales key	DR01
Product key	DRI161
GTIN	4017918934095
Weight per piece (including packing)	89.8 g
Weight per piece (excluding packing)	71 g
Customs tariff number	85389091
Country of origin	DE

Technical data

Dimensions

Dimensional drawing	
	
Width	12.2 mm
Height	135 mm
Depth	71.5 mm

Notes

Note on application

Note on application	Only for industrial use
---------------------	-------------------------

Interfaces

Inline local bus

Number of interfaces	2
Connection method	Inline data jumper
Transmission speed	500 kbps

System properties

Module

ID code (dec.)	95
ID code (hex)	5F
Length code (hex)	02
Length code (dec)	02
Process data channel	32 bit
Input address area	4 Byte
Output address area	4 Byte
Register length	32 bit
Required parameter data	6 Byte
Required configuration data	5 Byte

Product properties

Product type	I/O component
Product family	Inline
Type	modular
Operating mode	Process data operation with 2 words
Diagnostics messages	Failure or overload of the encoder supply I/O error message

IB IL IMPULSE-IN-PAC - Function module



2861768

<https://www.phoenixcontact.com/us/products/2861768>

Insulation characteristics

Overvoltage category	II (IEC 60664-1, EN 60664-1)
Pollution degree	2 (IEC 60664-1, EN 60664-1)

Electrical properties

Maximum power dissipation for nominal condition	0.85 W
---	--------

Encoder

Number	1
Nominal output voltage	24 V DC
Voltage range	19.2 V DC ... 30 V DC (including all tolerances, including ripple)
Current carrying capacity	max. 250 mA
Protective circuit	Short-circuit protection; Electronic and thermal

Potentials: Communications power (U_L)

Supply voltage	7.5 V DC (via voltage jumper)
Current draw	max. 70 mA

Potentials: Main circuit supply (U_M)

Supply voltage	24 V DC (via voltage jumper)
Supply voltage range	19.2 V DC ... 30 V DC (including all tolerances, including ripple)
Current draw	max. 250 mA typ. 150 mA (with connected sensor)

Electrical isolation/isolation of the voltage ranges

Test voltage: 7.5 V supply (bus logics) / I/O area	500 V AC, 50 Hz, 1 min
Test voltage: 7.5 V supply (bus logic)/functional ground	500 V AC, 50 Hz, 1 min
Test voltage: 24 V supply (I/O) / functional ground	500 V AC, 50 Hz, 1 min

Connection data

Connection technology

Connection name	Inline connector
-----------------	------------------

Conductor connection

Connection method	Spring-cage connection
Conductor cross-section rigid	0.08 mm ² ... 1.5 mm ²
Conductor cross-section flexible	0.08 mm ² ... 1.5 mm ²
Conductor cross-section AWG	28 ... 16
Stripping length	8 mm

Inline connector

Connection method	Spring-cage connection
Conductor cross-section, rigid	0.08 mm ² ... 1.5 mm ²
Conductor cross-section, flexible	0.08 mm ² ... 1.5 mm ²
Conductor cross-section AWG	28 ... 16
Stripping length	8 mm

Environmental and real-life conditions

Ambient conditions

Ambient temperature (operation)	-25 °C ... 55 °C
Degree of protection	IP20
Air pressure (operation)	70 kPa ... 106 kPa (up to 3000 m above sea level)
Air pressure (storage/transport)	70 kPa ... 106 kPa (up to 3000 m above sea level)
Ambient temperature (storage/transport)	-25 °C ... 85 °C
Permissible humidity (operation)	10 % ... 95 % (non-condensing)
Permissible humidity (storage/transport)	10 % ... 95 % (non-condensing)

Standards and regulations

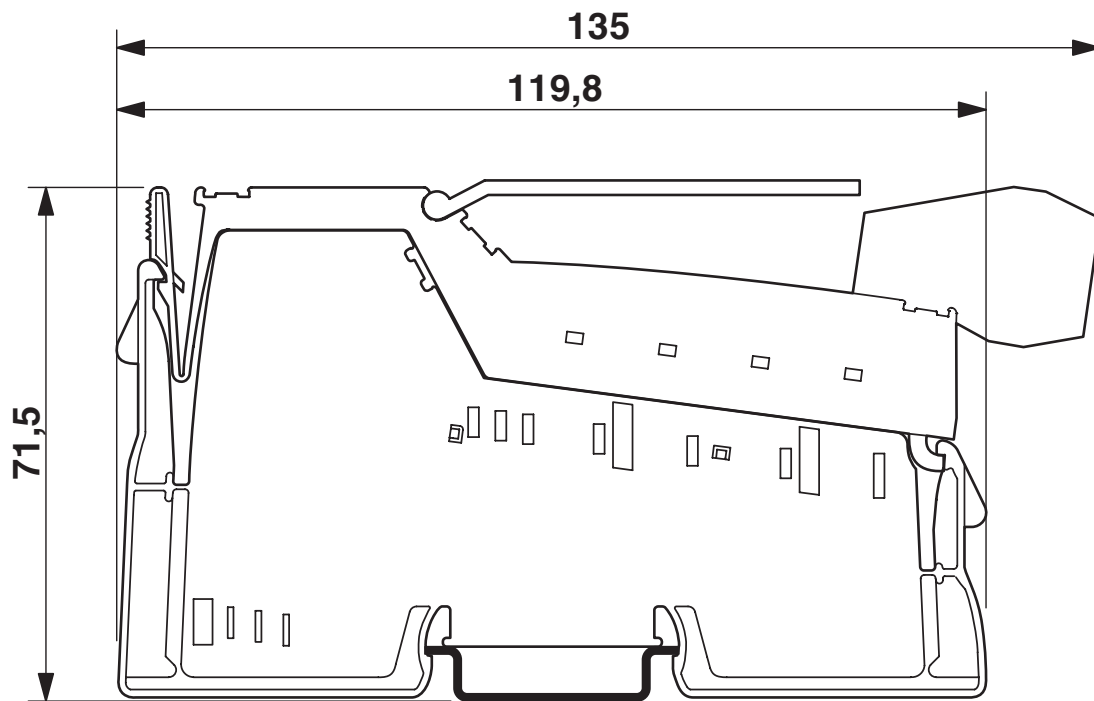
Protection class	III (IEC 61140, EN 61140, VDE 0140-1)
------------------	---------------------------------------

Mounting

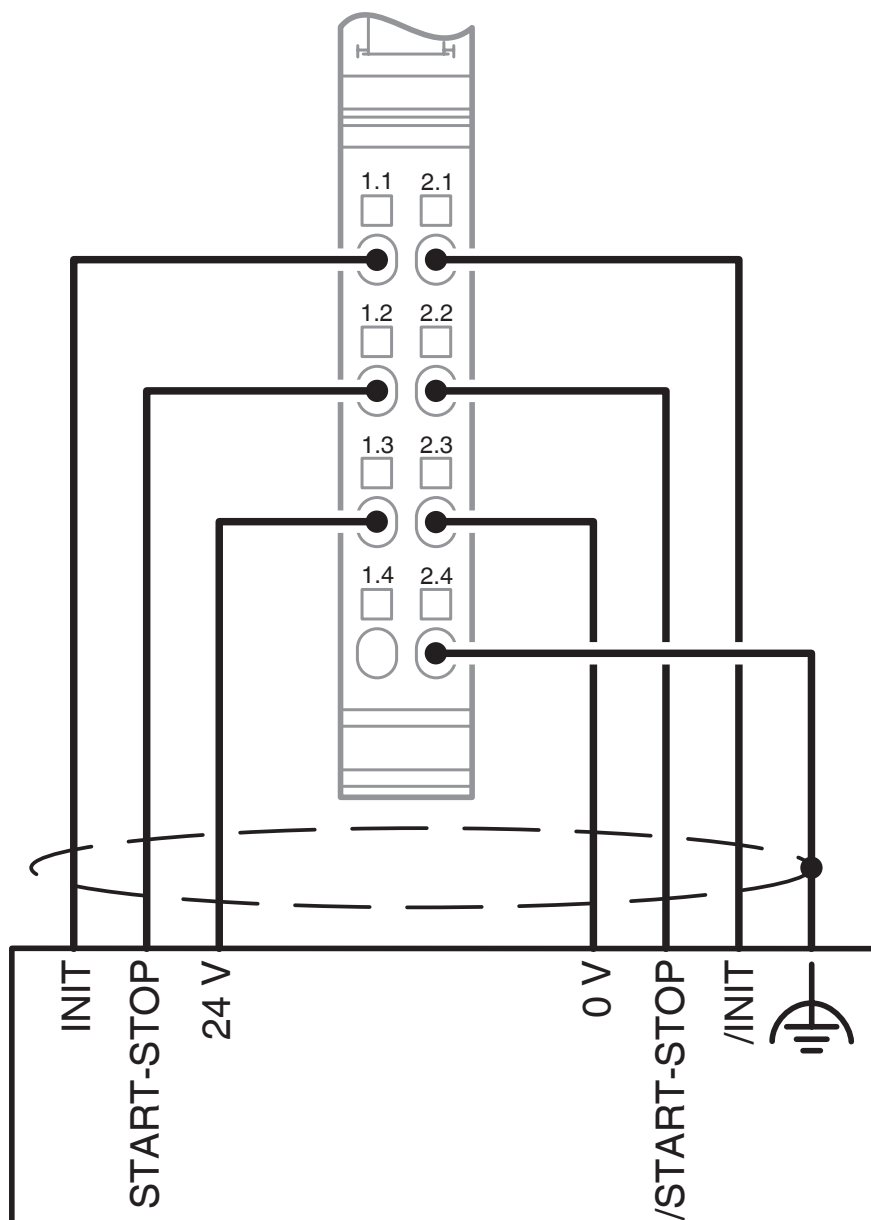
Mounting type	DIN rail mounting
---------------	-------------------

Drawings

Dimensional drawing



Connection diagram



Classifications

ECLASS

ECLASS-13.0	27242605
ECLASS-15.0	27242605

ETIM

ETIM 9.0	EC001601
----------	----------

UNSPSC

UNSPSC 21.0	32151600
-------------	----------

Environmental product compliance

EU RoHS

Fulfills EU RoHS substance requirements	Yes
Exemption	7(a), 7(c)-I

China RoHS

Environment friendly use period (EFUP)	EFUP-50
	An article-related China RoHS declaration table can be found in the download area for the respective article under "Manufacturer declaration". For all articles with EFUP-E, no China RoHS declaration table issued and required.

EU REACH SVHC

REACH candidate substance (CAS No.)	Lead(CAS: 7439-92-1)
SCIP	99bc4c10-2759-49f4-93d2-add6c9f4edd8