

SUBCON-PLUS-CAN/PG - D-SUB bus connector



2708119

<https://www.phoenixcontact.com/us/products/2708119>

Please be informed that the data shown in this PDF document is generated from our online catalog. Please find the complete data in the user documentation. Our general terms of use for downloads are valid.



D-SUB connector, 9-pos. socket, 35° cable outlet, bus system: CAN, CANopen®, SafetyBUS p up to 1 Mbps with PG D-SUB socket for connecting a programming device, termination resistor can be switched on via slide switch, pin assignment: 2, 3, 7, 9; screw terminal blocks

Product description

The SUBCON-PLUS-CAN/... D-SUB series is specifically designed for use in CAN systems. Under field conditions, it enables the quick and easy connection of the incoming and outgoing bus line. The terminating resistor is already integrated in all versions. It can be connected externally by means of a slide switch. At the same time, the outgoing bus segment is switched off. This makes it easy to start up segment by segment while incorrect terminations are avoided. A special feature of the 35° angled connector is that the internal connection unit can be turned round. Whether the cable is to be inserted from the right or left can thus be decided on-site.

Your advantages

- Separate terminal blocks for bus cables
- Segment-by-segment startup
- High level of EMC
- Assembly under field conditions
- Flexibility in terms of cable entry selection
- High transmission speed
- Suitable for bus cables according to CiA Draft Recommendation 303-1 with an outside diameter of 8 mm
- Termination resistor can be connected
- Change to the D-SUB orientation through a reversible connection block

Commercial data

Item number	2708119
Packing unit	1 pc
Minimum order quantity	1 pc
Sales key	DN10
Product key	DNC541
GTIN	4046356041331
Weight per piece (including packing)	40.86 g
Weight per piece (excluding packing)	33.37 g
Customs tariff number	85366990
Country of origin	DE

SUBCON-PLUS-CAN/PG - D-SUB bus connector



2708119

<https://www.phoenixcontact.com/us/products/2708119>

Technical data

Notes

Note on application

Note on application	Only for industrial use
---------------------	-------------------------

Utilization restriction

CCCex note	Use in potentially explosive areas is not permitted in China.
------------	---

Product properties

Product type	Data plug
MTTF	6706 Years (SN 29500 standard, temperature 25°C, operating cycle 21%)
	1817 Years (SN 29500 standard, temperature 40°C, operating cycle 34.25%)
	155 Years (SN 29500 standard, temperature 40°C, operating cycle 100%)
Pin assignment	2, 3, 7, 9

Electrical properties

Nominal voltage U_N	5 V
Nominal current I_N	100 mA
Transmission medium	Copper

Connection data

D-SUB connection

Connection method	D-SUB socket
-------------------	--------------

PCB connection

Connection method	Screw connection
Stripping length	5 mm
Conductor cross-section, rigid min.	0.14 mm ²
Conductor cross-section, rigid max.	1.5 mm ²
Conductor cross-section flexible min.	0.14 mm ²
Conductor cross-section flexible max.	1 mm ²
Single-wire/terminal point, rigid AWG min.	26
Single-wire/terminal point, rigid AWG max.	16
Min. AWG conductor cross-section, flexible	26
Max. AWG conductor cross-section, flexible	18

Programming connection

Connection method	D-SUB connector
-------------------	-----------------

Interfaces

Bus system	CAN, CANopen, SafetyBus-P
------------	---------------------------

SUBCON-PLUS-CAN/PG - D-SUB bus connector



2708119

<https://www.phoenixcontact.com/us/products/2708119>

Signal	CAN
	CANopen®
	SafetyBUS p

Dimensions

Dimensional drawing	
Width	16.6 mm
Height	39.4 mm
Length	58 mm

External dimensions

External diameter min.	7.6 mm
External diameter max.	8.4 mm

Material specifications

Color (Housing)	green (RAL 6021)
Material (Housing)	ABS (metal-plated)

Cable/line

External cable diameter	7.6 mm ... 8.4 mm (Incoming bus line)
-------------------------	---------------------------------------

Mechanical properties

Mechanical data

Insertion/withdrawal cycles	> 200
-----------------------------	-------

Mechanical tests

Vibration resistance in accordance with EN 60068-2-6/IEC 60068-2-6	Vibration (operation): 5g, 10...150 Hz, 2.5 h, in XYZ direction
Shock in accordance with EN 60068-2-27/IEC 60068-2-27	Shock (operation): 15g, 11 ms period, half-sine shock pulse

Environmental and real-life conditions

Ambient conditions

Degree of protection	IP40
Ambient temperature (operation)	-20 °C ... 75 °C
Ambient temperature (storage/transport)	-25 °C ... 80 °C
Altitude	≤ 5000 m (For restrictions, see the manufacturer's declaration for altitude operation)
Permissible humidity (operation)	10 % ... 95 % (non-condensing)

SUBCON-PLUS-CAN/PG - D-SUB bus connector



2708119

<https://www.phoenixcontact.com/us/products/2708119>

Permissible humidity (storage/transport)	5 % ... 95 % (non-condensing)
--	-------------------------------

Approvals

ATEX

Identification	Ex II 3 G Ex ec IIC T4 Gc
Certificate	PxCIF14ATEX2744694X
Note	Please follow the special installation instructions in the documentation!

Corrosive gas test

Identification	ISA-S71.04-1985 G3 Harsh Group A
----------------	----------------------------------

Standards and regulations

Free from substances that could impair the application of coating	VDMA 24364:2018-05
---	--------------------

SUBCON-PLUS-CAN/PG - D-SUB bus connector

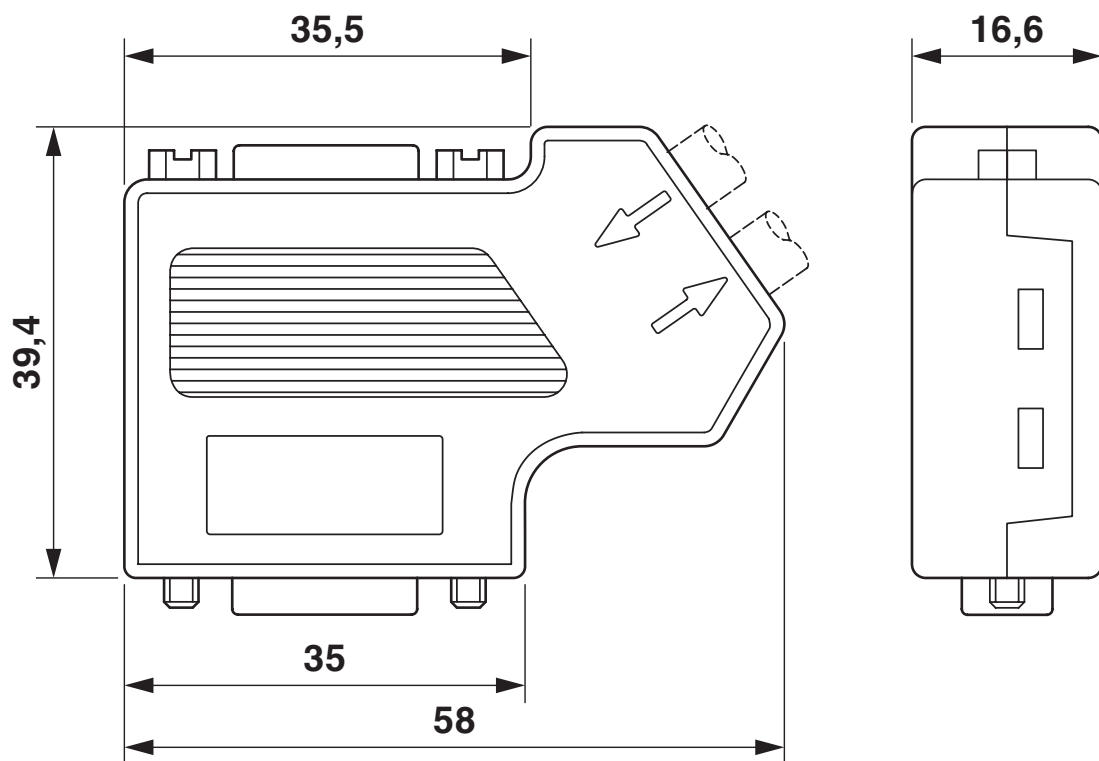
2708119

<https://www.phoenixcontact.com/us/products/2708119>



Drawings

Dimensional drawing



Dimensional drawing

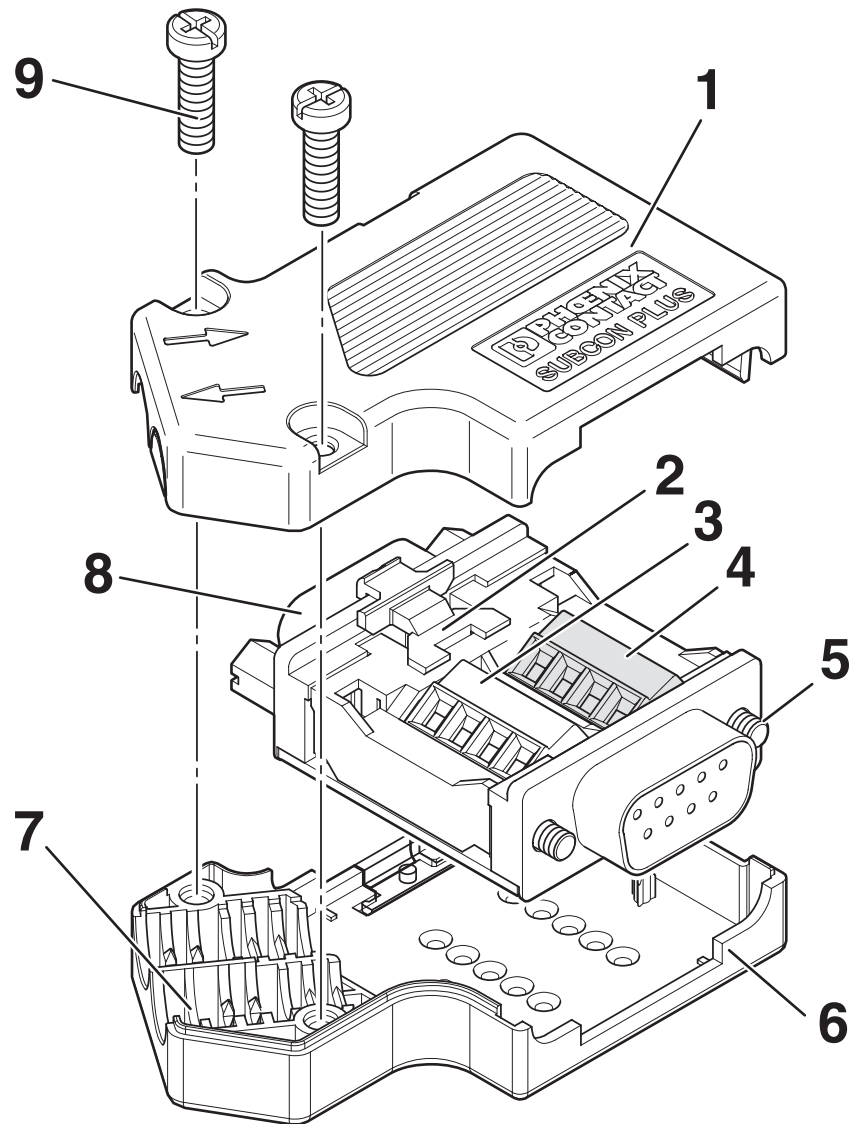
SUBCON-PLUS-CAN/PG - D-SUB bus connector

2708119

<https://www.phoenixcontact.com/us/products/2708119>



Schematic diagram



- 1 Upper housing part
- 2 Slide switch
- 3 BUS IN connection block
- 4 BUS OUT connection block
- 5 UNC mounting screw
- 6 Lower housing part
- 7 Strain relief
- 8 PG connection
- 9 Housing screw

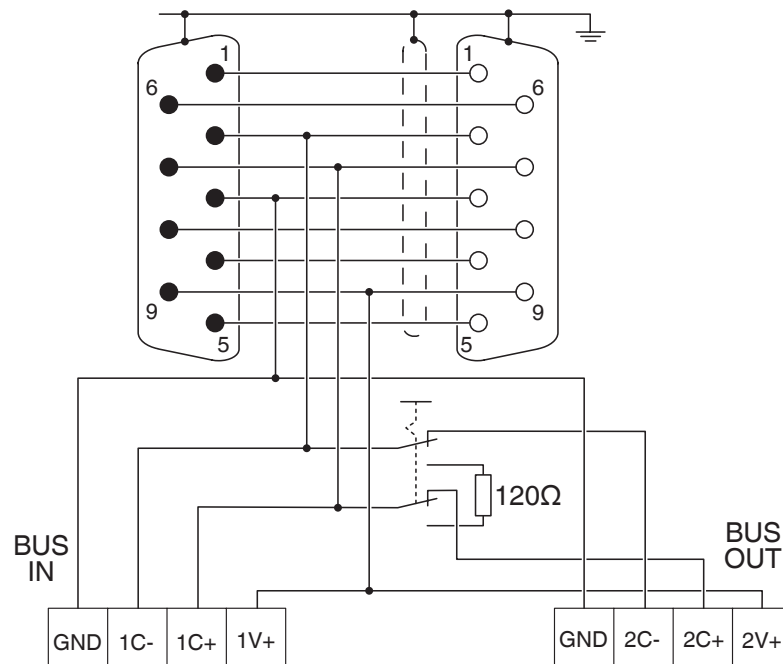
SUBCON-PLUS-CAN/PG - D-SUB bus connector

2708119

<https://www.phoenixcontact.com/us/products/2708119>



Circuit diagram



Circuit diagram

SUBCON-PLUS-CAN/PG - D-SUB bus connector



2708119

<https://www.phoenixcontact.com/us/products/2708119>

Approvals

To download certificates, visit the product detail page: <https://www.phoenixcontact.com/us/products/2708119>



cUL Recognized
Approval ID: E238705



UL Recognized
Approval ID: E238705



CSA
Approval ID: 2437602

SUBCON-PLUS-CAN/PG - D-SUB bus connector



2708119

<https://www.phoenixcontact.com/us/products/2708119>

Classifications

ECLASS

ECLASS-15.0	27440322
ECLASS-13.0	27440302

ETIM

ETIM 9.0	EC001132
----------	----------

UNSPSC

UNSPSC 21.0	39121400
-------------	----------

SUBCON-PLUS-CAN/PG - D-SUB bus connector



2708119

<https://www.phoenixcontact.com/us/products/2708119>

Environmental product compliance

EU RoHS

Fulfills EU RoHS substance requirements	Yes, No exemptions
---	--------------------

China RoHS

Environment friendly use period (EFUP)	EFUP-E
	No hazardous substances above the limits

EU REACH SVHC

REACH candidate substance (CAS No.)	No substance above 0.1 wt%
-------------------------------------	----------------------------

Phoenix Contact 2025 © - all rights reserved
<https://www.phoenixcontact.com>

Phoenix Contact USA
586 Fulling Mill Road
Middletown, PA 17057, United States
(+717) 944-1300
info@phoenixcon.com