

# EV-TAG3PC-1AC20A-4,0M2,5EHBK01 - AC charging cable



1628025

<https://www.phoenixcontact.com/us/products/1628025>

Please be informed that the data shown in this PDF document is generated from our online catalog. Please find the complete data in the user documentation. Our general terms of use for downloads are valid.



CHARX connect comfort, Type 1, Type 2, Mobile AC charging cable, 20 A permanent, 250 V AC, with vehicle charging connector and infrastructure charging plug, cable: 4 m, black, spiraled, with protective cap, housing: black, gray, PHOENIX CONTACT logo, IEC 62196-2, SAE J1772, for charging electric vehicles (EV) with alternating current (AC) via type 1 vehicle charging inlets

## Product description

Mobile AC charging cable with vehicle charging connector and infrastructure charging plug for charging electric vehicles (EV) with alternating current (AC) via type 1 vehicle charging inlets, compatible with type 2 infrastructure charging sockets at charging stations for e-mobility (EVSE)

## Your advantages

- Complete product range
- Convenient handling due to the ergonomic, triple award-winning design
- Available with your logo on request - for consistent branding of your charging station
- Longitudinal water tightness reliably prevents water ingress
- Developed and produced in accordance with the IATF 16949 automotive standard and ISO 9001
- Tested in accordance with automotive standards LV124, LV214, and LV215-2
- Tested in accordance with EV Ready 37 requirements
- Laser-marked mating face in accordance with DIN EN 17186

## Commercial data

Item number	1628025
Packing unit	1 pc
Minimum order quantity	1 pc
Sales key	EM01
Product key	XWBEAA
GTIN	4055626377377
Weight per piece (including packing)	2.068 g
Weight per piece (excluding packing)	1,608 g
Customs tariff number	85444290
Country of origin	PL

# EV-TAG3PC-1AC20A-4,0M2,5EHBK01 - AC charging cable



1628025

<https://www.phoenixcontact.com/us/products/1628025>

## Technical data

### Product properties

Product type	AC charging cable
Product family	CHARX connect comfort
Application	for charging electric vehicles (EV) with alternating current (AC) via type 1 vehicle charging inlets compatible with type 2 infrastructure charging sockets at charging stations for electromobility (EVSE)
Design	with protective cap
Charging standard	Type 1 Type 2
Charging mode	Mode 3, Case B
Affixed logo	PHOENIX CONTACT logo
Customer variations	On request

### Electrical properties

#### Charging power and current (AC charging (1-phase))

Type of charging current	AC single-phase
Charging current	20 A AC (1-phase)
Charging power	5 kW (1-phase)
Rated voltage	250 V

#### Pin assignment (Leistungskontakte)

Note on the connection method	Crimp connection, cannot be disconnected
Number	3 (L1, N, PE)
Rated voltage	250 V AC
Rated current	20 A

#### Pin assignment (Signalkontakte)

Note on the connection method	Crimp connection, cannot be disconnected
Type of signal transmission	Pulse width modulation
Number	2 (CP, CS)
Rated voltage	30 V AC
Rated current	2 A
Coding	480 $\Omega$ (Lever actuated) 150 $\Omega$ (Lever not actuated)

### Dimensions

#### Infrastructure charging plug

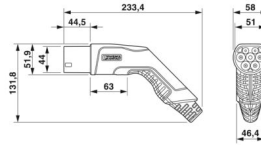
# EV-TAG3PC-1AC20A-4,0M2,5EHBK01 - AC charging cable



1628025

<https://www.phoenixcontact.com/us/products/1628025>

## Dimensional drawing



Infrastructure plug

Width	58 mm
Height	131.8 mm
Depth	233.4 mm

## Vehicle charging connector

Width	58 mm
Height	151.1 mm
Depth	236.1 mm

## Material specifications

Color (Housing)	black (9005)
Color (Handle area)	black (9005)
Color (Actuating element)	silver grey (7001)
Color (Mating face)	black (9005)
Color (Protective cap)	black (9005)
Color (Cable)	black (9005)
Material (Vehicle charging connector)	Plastic
Material (Infrastructure charging plug)	Plastic
Material (Cable outer sheath)	TPE-U
Material (Contact surface)	Silver
Note	The color appearance and gloss level of the charging cable may vary.

## Cable/line

Cable length	4 m
Wiring standards/regulations	prEN 50620/DIN EN 50620
Wiring certifications	VDE
Cable type	Class 5
Cable type	spiraled
Cable structure	3 x 2.5 mm <sup>2</sup> + 1 x 0.5 mm <sup>2</sup>
External cable diameter	10.20 mm ±0.3 mm
Outer sheath, material	TPE-U
Block length	0.68 m ±10 %
Coil diameter	45 mm ±10 %
Effective length	max. 4 m ±5 %
Cable resistance	≤ 0.00798 Ω/m (based on a power core, at an ambient temperature of 20°C)
Bending radius	min. 153 mm (15x diameter)

# EV-TAG3PC-1AC20A-4,0M2,5EHBK01 - AC charging cable



1628025

<https://www.phoenixcontact.com/us/products/1628025>

## Mechanical properties

### Mechanical data

Insertion/withdrawal cycles	> 10000
Insertion force	< 75 N
Withdrawal force	< 75 N

## Environmental and real-life conditions

### Ambient conditions

Degree of protection (Vehicle charging inlet)	IP44 (plugged in; when plugged in and ready to operate, the degree of protection is only ensued if both plug-in components are original products from Phoenix Contact or suitable standard-compliant products)
Degree of protection (Infrastructure charging plug)	IP44 (plugged in; when plugged in and ready to operate, the degree of protection is only ensued if both plug-in components are original products from Phoenix Contact or suitable standard-compliant products)
Degree of protection (Protective cap)	IP54
Ambient temperature (operation)	-40 °C ... 50 °C
Ambient temperature (storage/transport)	-40 °C ... 80 °C
Altitude	5000 m (above sea level)

## Standards and regulations

### Standards

Standards/regulations	IEC 62196-2
	SAE J1772

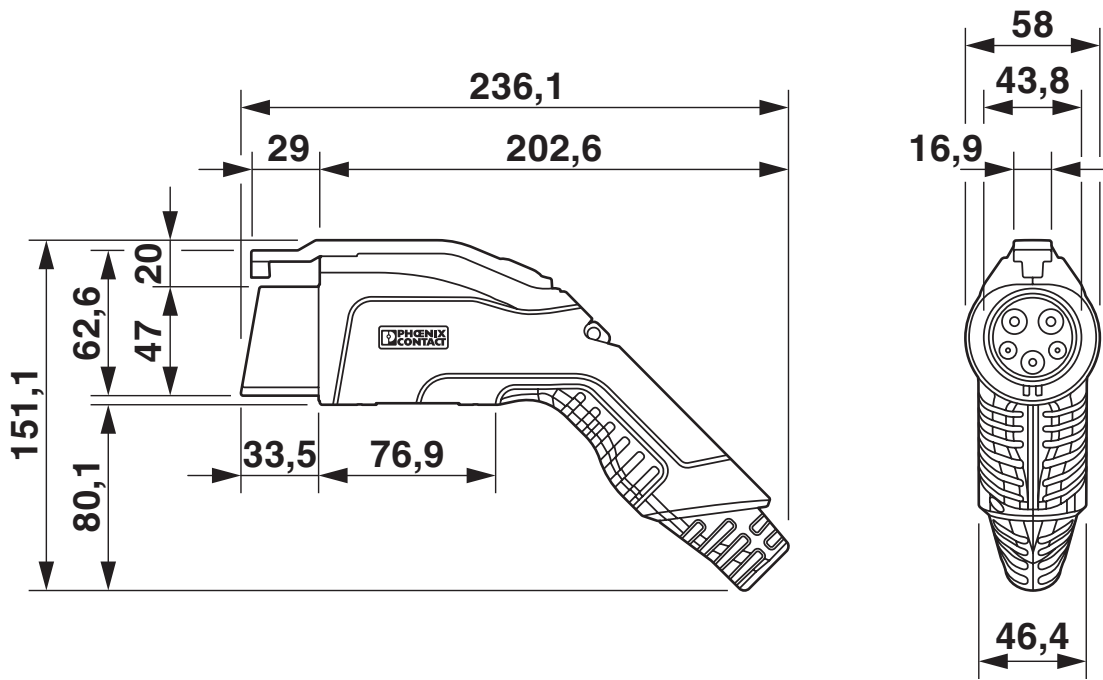
# EV-TAG3PC-1AC20A-4,0M2,5EHBK01 - AC charging cable



1628025  
<https://www.phoenixcontact.com/us/products/1628025>

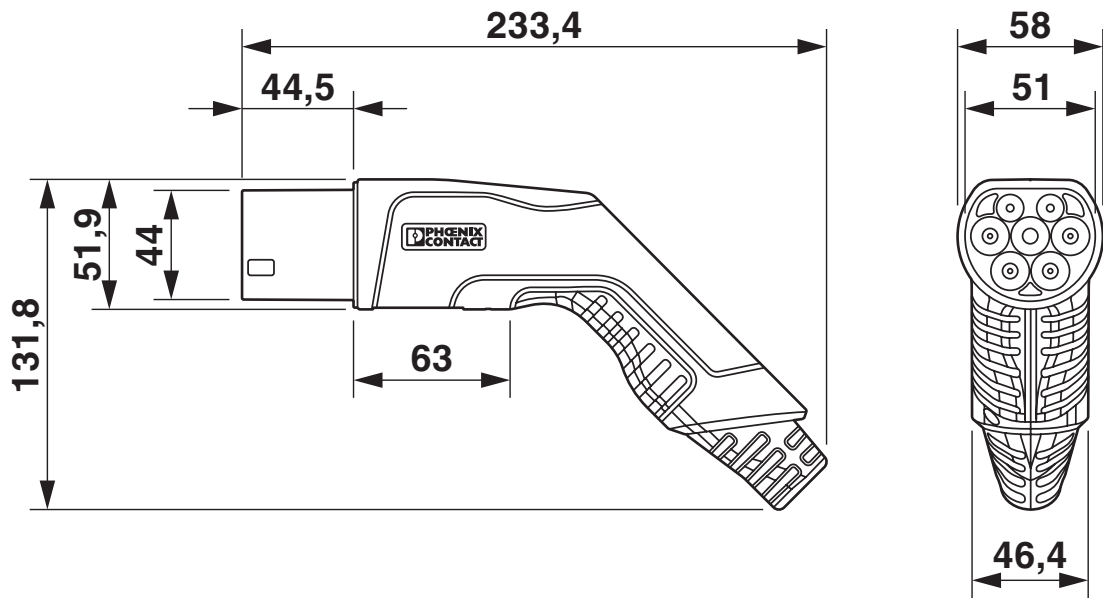
## Drawings

Dimensional drawing



Vehicle connector

Dimensional drawing



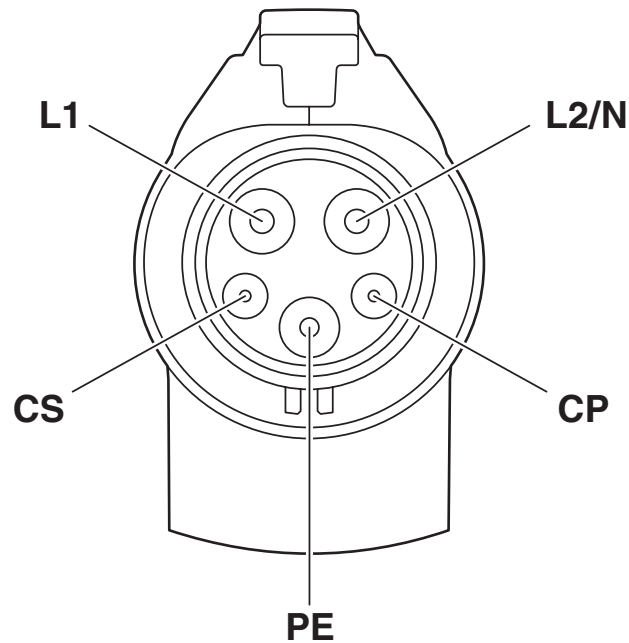
Infrastructure plug

# EV-TAG3PC-1AC20A-4,0M2,5EHBK01 - AC charging cable

1628025

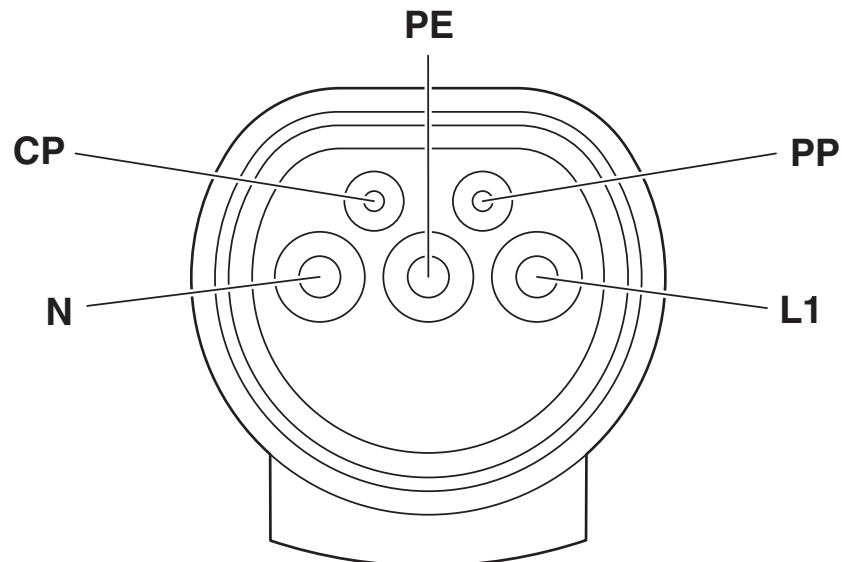
<https://www.phoenixcontact.com/us/products/1628025>

Connection diagram



Pin assignment of the Vehicle Connector

Schematic diagram



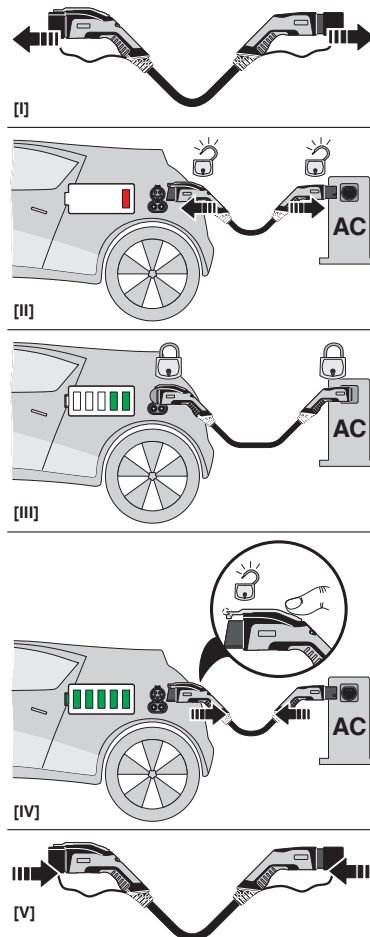
Type 2 infrastructure plug pin assignment

# EV-TAG3PC-1AC20A-4,0M2,5EHBK01 - AC charging cable

1628025

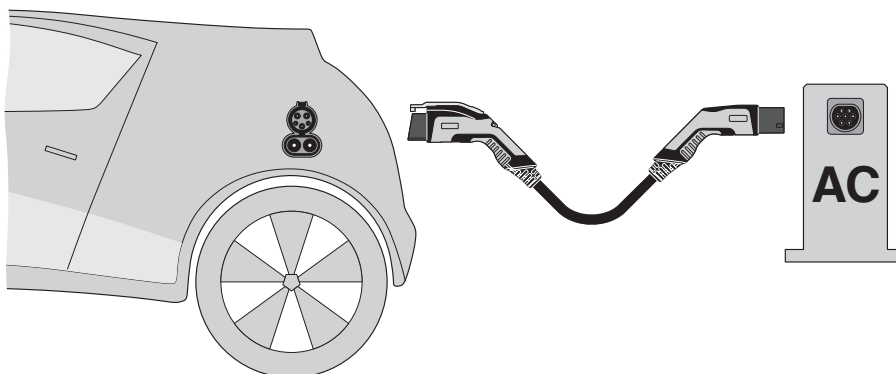
<https://www.phoenixcontact.com/us/products/1628025>

## Schematic diagram



## Operating instructions

### Schematic diagram



## Terminology definition


# EV-TAG3PC-1AC20A-4,0M2,5EHBK01 - AC charging cable




1628025  
<https://www.phoenixcontact.com/us/products/1628025>

## Approvals

To download certificates, visit the product detail page: <https://www.phoenixcontact.com/us/products/1628025>

<div> <b>IECEE CB Scheme</b> Approval ID: DE1-65897</div>				
	Nominal voltage U <sub>N</sub>	Nominal current I <sub>N</sub>	Cross section AWG	Cross section mm <sup>2</sup>
keine				
	250 V	20 A	-	-

<div> <b>VDE approval of drawings</b> Approval ID: 40045426</div>				
	Nominal voltage U <sub>N</sub>	Nominal current I <sub>N</sub>	Cross section AWG	Cross section mm <sup>2</sup>
keine				
	250 V	20 A	-	-



# EV-TAG3PC-1AC20A-4,0M2,5EHBK01 - AC charging cable



1628025  
<https://www.phoenixcontact.com/us/products/1628025>

## Classifications

### ECLASS

ECLASS-13.0	27144705
ECLASS-15.0	27144705

### ETIM

ETIM 9.0	EC002897
----------	----------

### UNSPSC

UNSPSC 21.0	39121500
-------------	----------

# EV-TAG3PC-1AC20A-4,0M2,5EHBK01 - AC charging cable



1628025

<https://www.phoenixcontact.com/us/products/1628025>

## Environmental product compliance

### EU RoHS

Fulfills EU RoHS substance requirements	Yes
Exemption	6(c)

### China RoHS

Environment friendly use period (EFUP)	EFUP-50
	An article-related China RoHS declaration table can be found in the download area for the respective article under "Manufacturer declaration". For all articles with EFUP-E, no China RoHS declaration table issued and required.

### EU REACH SVHC

REACH candidate substance (CAS No.)	Lead(CAS: 7439-92-1)
SCIP	c47efe34-3725-4637-9bf8-6a6aeb7f9c22

Phoenix Contact 2025 © - all rights reserved

<https://www.phoenixcontact.com>

Phoenix Contact USA  
586 Fulling Mill Road  
Middletown, PA 17057, United States  
(+717) 944-1300  
[info@phoenixcon.com](mailto:info@phoenixcon.com)